

LSH-030-01-G-D-A




LSH-010-01-G-D-A




LSH-050-01-G-D-A



LTH-050-01-G-D-A



LTH-030-01-G-D-A



LTH-010-01-G-D-A



(0.50 mm) .0197"

LTH, LSH SERIES

LOW-PROFILE BLADE AND BEAM

LTH Mates with:

LSH

LSH Mates with:

LTH

SPECIFICATIONS

For complete specifications and recommended PCB layouts see www.samtec.com?LTH or www.samtec.com?LSH

Insulator Material:

Liquid Crystal Polymer

Terminal Material:

Phosphor Bronze

Contact Material:

BeCu

Plating:

Au over 50 μ" (1.27 μm) Ni

Current Rating:

2.6 A per pin

(2 pins powered)

Operating Temp Range:

-55 °C to +125 °C

RoHS Compliant:

Yes

PROCESSING

Lead-Free Solderable:

Yes

SMT Lead Coplanarity:

(0.10 mm) .004" max

Board Stacking:

For applications requiring more than two connectors per board, contact ipg@samtec.com

RECOGNITIONS

For complete scope of

recognitions see

www.samtec.com/quality



FILE NO. E111594

MATED HEIGHT

LEAD STYLE	MATED HEIGHT*
-01	(2.31) .091

*Processing conditions will affect mated height.

Note: Some lengths, styles and options are non-standard, non-returnable.

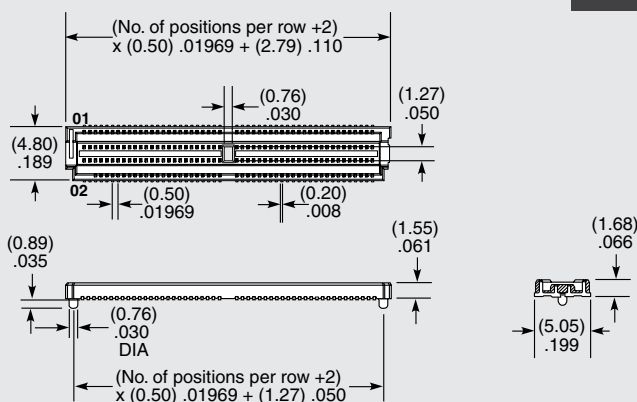


-010, -020, -030, -040, -050

-G
= 10 μ" (0.25 μm) Gold

-K
= (5.50 mm) .217" DIA Polyimide Film Pick & Place Pad

-TR
= Tape and Reel

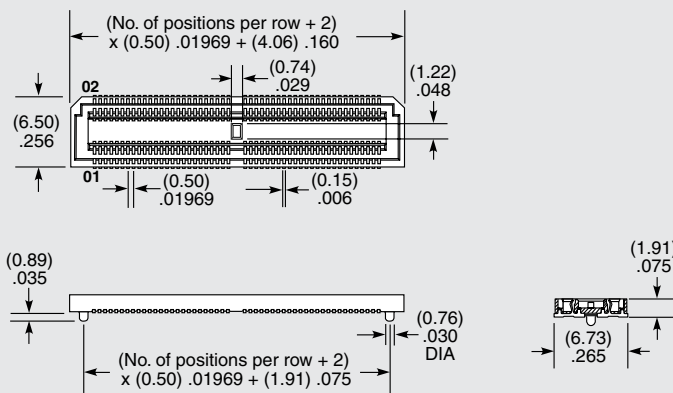


-010, -020, -030, -040, -050

-G
= 10 μ" (0.25 μm) Gold

-K
= (7.50 mm) .295" DIA Polyimide Film Pick & Place Pad

-TR
= Tape and Reel



Due to technical progress, all designs, specifications and components are subject to change without notice.

WWW.SAMTEC.COM

All parts within this catalog are built to Samtec's specifications. Customer specific requirements must be approved by Samtec and identified in a Samtec customer-specific drawing to apply.