



Solving your relay requirements since 1922

Amperite Co.  
567 52nd Street  
P.O. Box 329  
West New York, NJ 07093  
(800) 752-2329  
www.Amperite.com

## DFS Series Solid State AC and DC Flashers

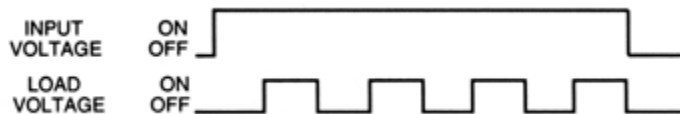


- ... 100% solid state circuitry - no moving parts
- ... Zero AC voltage switching - no RFI
- ... 3 ampere and 12 ampere models available
- ... Suitable for incandescent and inductive loads
- ... Fixed flash rate from 1 to 1000 FPM
- ... Duty cycle 50%
- ... UL File pending
- ... CSA File pending

### Timing Mode:

On/off recycling solid state flasher. Flash rates are fixed and are available from 1 to 1000 flashes per minute (FPM). Duty cycle is 50%; other duty cycles available.

### Timing Diagram:



### Output Circuit:

Solid state switching device. Current rating 3 amperes and 12 amperes (see chart). Inrush current rating 10 times steady state value. Expected Life @ 25°C: indefinite, no moving parts to wear out.

### Environmental Information:

Operating & storage temperature range: -23°C to +60°C, (-10°F to +140°F).

### Mechanical Information:

Termination: 0.250 quick connect male terminals.

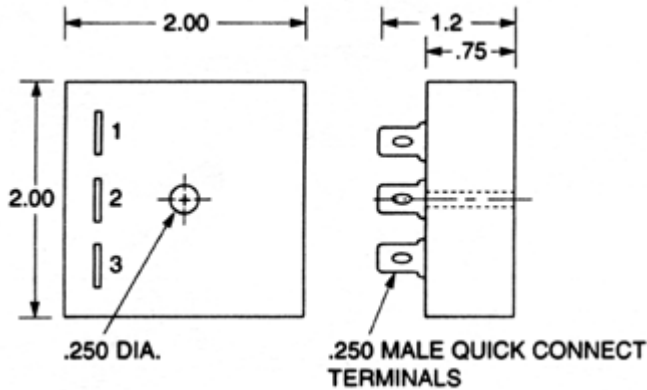
Enclosure: 2 x 2 x 3/4 inch black plastic case, epoxy sealed. Center hole mounting. 12 ampere units must be mounted to a suitable heat sink for proper heat dissipation.

### Outline Dimensions:



Solving your relay requirements since 1922

Amperite Co.  
567 52nd Street  
P.O. Box 329  
West New York, NJ 07093  
(800) 752-2329  
www.Amperite.com



### Timing Specifications:

Standard flash rates: 30, 45, 60, 75, 90 and 120 FPM. Custom flash rates are available.

### Input Voltages:

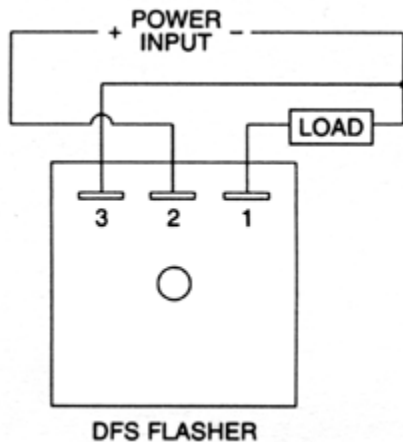
12, 24, 48, 120, and 240 volts 60 Hz AC; 12, 24, 36, 48, and 110 volts DC. See chart.

**Custom voltages are available.**

### Input Voltage Limits:

+/- 10% of nominal.

### Wiring Diagrams:





Solving your relay requirements since 1922

Amperite Co.  
567 52nd Street  
P.O. Box 329  
West New York, NJ 07093  
(800) 752-2329  
www.Amperite.com



### Ordering Information:

Refer to model chart below. Select appropriate model number in accordance with the power input and load current required, and specify desired flash rate in flashes per minute (FPM). **Note: Custom voltages and flash rates are available; consult factory.**

MODEL	VOLTAGE	CURRENT	MODEL	VOLTAGE	CURRENT
DFS123	12V AC	3 AMPERES	DFS219	12V DC	3 AMPERES
DFS124	12V AC	12 AMPERES	DFS220	12V DC	12 AMPERES
DFS143	24V AC	3 AMPERES	DFS224	24V DC	3 AMPERES
DFS144	24V AC	12 AMPERES	DFS225	24V DC	12 AMPERES
DFS152	120V AC	3 AMPERES	DFS236	36V DC	3 AMPERES
DFS154	120V AC	12 AMPERES	DFS237	36V DC	12 AMPERES
DFS162	230V AC	3 AMPERES	DFS248	48V DC	3 AMPERES
DFS163	230V AC	12 AMPERES	DFS249	48V DC	12 AMPERES
DFS164	110-230V AC	3 AMPERES	DFS290	110V DC	0.5 AMPERES
DFS166	110-230V AC	12 AMPERES	DFS291	110V DC	2 AMPERES

### Example:

DFS152 - 60 denotes 120 volt AC power, 3 ampere load rating, 60 FPM.

MODEL - FPM



*Solving Your Relay Requirements Since 1922*