



Ionizing Air Blower

AEROSTAT[®] PC

Simco-Ion's Aerostat PC Ionizing Air Blower provides localized coverage with superior charge decay efficiency. The Aerostat PC operates on AC technology and is designed to provide ionization to a targeted work surface.

Distinguished by its variable fan speed control, heater element, and emitter point cleaner, the Aerostat PC is an excellent choice for eliminating static in production processes. While helping to protect products and personnel from the effects of static discharge, the Aerostat PC is lightweight, small, and quiet – making it easy for the user to direct the ionization where it is needed.

Features

- Discharge time of 1.5 seconds at 1 foot*
- Lightweight, compact and quiet for unobtrusive use
- Built-in emitter point cleaner
- Variable speed fan for airflow control
- Status lamp indicates high voltage is present at the emitter points
- Integrated heater for warm air flow
- Optional Fan Air Filter



Benefits

- Fast, targeted neutralization of static charges
- Directed ionization designed for workbench area
- Minimizes the time required to perform normal maintenance
- Matches ionization performance to targeted work area
- Minimizes component loss due to unintentional ionization stoppage
- User comfort helps to insure that ionization remains on
- Protection for internal components from environmental contamination

* Tested in accordance with ANSI/ESD STM3.1-2006.



Specifications

Input Voltage	120 VAC, 60 Hz: 1.7A (fan high, heater on); 0.1A (fan low, heater off) 230 VAC, 50 Hz: 0.9A (fan high, heater on); 0.05A (fan low, heater off)			
Discharge	1.5 sec @ 1' (1000-100V) ¹ fan high			
Balance	±10V @ 1'			
Ion Emission	AC Ionization			
Emitter Points	Stainless Steel			
Coverage	1' x 5' area			
Controls	HEATER ON/OFF switch; BLOWER ON fan speed control knob			
Indicator Lights	Orange IONIZATION STATUS			
Airflow	35-70 cfm			
Heated Air Temp	Fan low 25°F (14°C) above ambient; fan high 11°F (6°C) above ambient			
Audible Noise	Fan speed low 50 dB; fan speed high 57 dB (2' from unit)			
Air Velocity²	1'	2'	3'	4'
	Fan Low: 250	200	150	125
	Fan High: 500	400	300	250
Operating Env.	Temperature 59-95°F (15-35°C); humidity 30-70% RH, non-condensing			
Ozone	0.005 ppm measured 6" in front of unit; test conducted in accordance with EPA EQQA-0577-019 using Dasibi Ozone Monitor Model 10030AH			
Air Filter	30 ppi open cell polyurethane foam (optional)			
Mounting	Metal Mounting Stand/Bracket included			
Enclosure	Aluminum/Polyester Epoxy			
Weight	5.7 lbs (2.6 kg)			
Dimensions	8.625H x 5.5W x 3.25D in. (14 x 22 x 8.4 cm)			
Warranty	Two year limited warranty			
Certifications	RoHS 2 Compliant  230V, 50 Hz  120V, 60 Hz			

1. Tested in accordance with ANSI/ESD STM3.1-2006.
2. Velocity is FPM measured at center line of airstream.

Ordering Information

4003367	Aerostat PC with Heater, 120V, 60 Hz, UL, North America
4003368	Aerostat PC with Heater, 230V, 50 Hz, CE, Continental Europe
4008087	Aerostat PC with Heater, 230V, 50 Hz, CE, United Kingdom
4015566	Aerostat PC with Heater, 230V, 50 Hz, CE, China
4710017	Aerostat Air Filter Retainer
4100810	Aerostat PC Air Filter (6-pack)

Distributed by: **All-Spec Industries**
Ph: 800-537-0351 sales@all-spec.com
Fx: 800-379-9903 www.all-spec.com

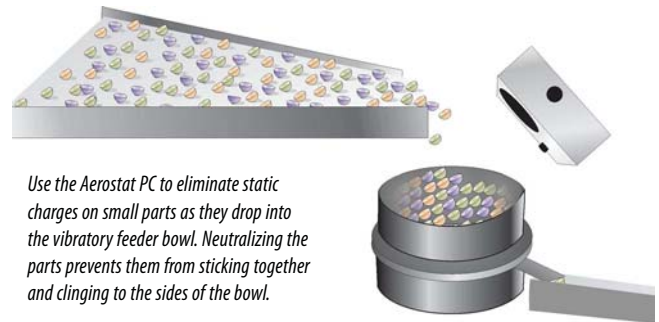
Emitter Point Cleaner

The Aerostat PC features a built-in emitter point cleaner. Using the emitter point cleaner takes only seconds. Cleaning the emitter points prevents the build-up of airborne debris. This keeps your Aerostat PC working in top form for the life of the unit.



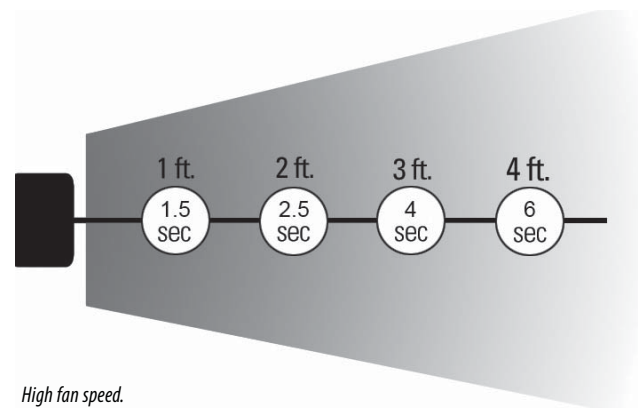
Applications

The Aerostat PC was designed for use with sensitive electronic components, where electrostatic charge is a problem. The Aerostat PC can also be used where static electricity causes problems such as attraction of dirt to product, misalignment of small parts due to electrostatic "jumping" and undesirable adhesion of plastic films due to electrostatic charge.



Use the Aerostat PC to eliminate static charges on small parts as they drop into the vibratory feeder bowl. Neutralizing the parts prevents them from sticking together and clinging to the sides of the bowl.

Discharge Times (typical)



SIMCO ION™
An ITW Company

DS-AeroStat PC_V1 - 05/12
© 2012 Simco-Ion
All rights reserved.

Simco-Ion

Technology Group
1750 North Loop Rd., Ste 100
Alameda, CA 94502
Tel: 800.367.2452 (in USA)
Tel: 510.217.0600
info@simco-ion.com
www.simco-ion.com