



Han® PCB Adapter

Han
D/DD

Identification	Part number	Drawing	Dimensions in mm
----------------	-------------	---------	------------------

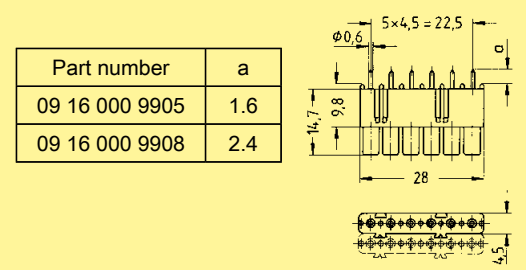
PCB Adapter
(contacts included)
can be used in combination with all Han DD® inserts

for PCB:
up to 1.6 mm

up to 2.4 mm

09 16 000 9905

09 16 000 9908



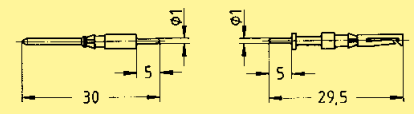
Han DD®

Male contact

Female contact

09 15 000 6191

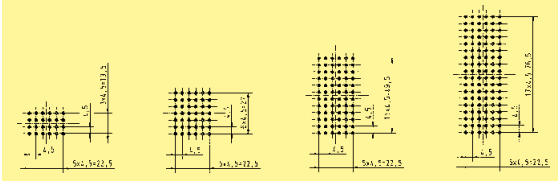
09 15 000 6291



Application

The PCB adapter is used to terminate control and data lines via pcb to the above mentioned connector inserts.

Technical characteristics see page 20.02



- ① PCB adapter
- ② Printed circuit board (PCB)
- ③ Switch board panel
- ④ Han DD® double contact
- ⑤ Han DD® insert
- ⑥ Han® B bulkhead mounted housing

1) for Han® B EMC housings spacing of 12.5 ± 0.2 mm is necessary as no flange seal is used