



Features

- Ultra-tight tolerance
- Wide resistance range
- RoHS compliant*
- Four package sizes available

Applications

- Current sense
- Precision circuits
- Printers
- Automation equipment
- Navigation equipment

CRT-ST Series - Thin Film Precision Chip Resistors

Electrical Characteristics

Characteristic	Model CRT0402-ST	Model CRT0603-ST	Model CRT0805-ST	Model CRT1206-ST
Power Rating @ 70 °C	1/16 watt	1/10 watt	1/8 watt	1/4 watt
Operating Temperature Range	-55 to +155 °C			
Derated to Zero Load at	+155 °C			
Maximum Working Voltage	50 V	75 V	150 V	200 V
Maximum Overload Voltage	100 V	150 V	300 V	400 V
Resistance Range (E-96 + E-24 Values)	(See Value - TCR Table on Page 2)			
Temperature Coefficient of Resistance (TCR)	25 to 50 PPM/°C (See Value - TCR Table on Page 2)			

NOTE: TCR code assigned as "X", see "How to Order".

Performance Characteristics

Test	Test Method	Test Limits ΔR
Temperature Coefficient of Resistance (TCR)	MIL-STD-202 Method 304	As specified
Short Time Overload	JIS-C-5201-1 5.5 RCWV*2.5 or max. overload voltage; whichever is lower, for 5 seconds	≤±0.2 %
Insulation Resistance	MIL-STD-202 Method 302 Apply 100 Vdc for 1 minute	>10 GΩ
Endurance	MIL-STD-202 Method 108A 70 ±2 °C, RCWV for 1,000 hours with 1.5 hours "ON" and 0.5 hours "OFF"	≤±0.5 %
Damp Heat with Load	MIL-STD-202 Method 103B 40 ±2 °C, 90~95 % R.H., RCWV for 1,000 hours with 1.5 hours "ON" and 0.5 hours "OFF"	≤±0.5 %
Bending Strength	JIS-C-5201-1 56.1.4 Bending Amplitude 3 mm for 10 seconds	≤±0.1 %
Solderability	MIL-STD-202 Method 208H 245 ±5 °C for 3 seconds	95 % min. coverage
Resistance to Solder Heat	MIL-STD-202 Method 210E 260 ±5 °C for 10 seconds	≤±0.1 %
Thermal Shock	MIL-STD-202 Method 107G -55 °C to 150 °C, 100 cycles	≤±0.2 %
Low Temperature Operation	JIS-C-5201-1 7.1 1 hour, -65 °C, followed by 45 minutes of RCWV	≤±0.5 %

RCWV (Rated Continuous Working Voltage) = $\sqrt{P \cdot R}$ or Max. Operating Voltage, whichever is lower.

BOURNS®

Asia-Pacific: Tel: +886-2 2562-4117 • Email: asiacus@bourns.com

EMEA: Tel: +36 88 520 390 • Email: eurocus@bourns.com

The Americas: Tel: +1-951 781-5500 • Email: americus@bourns.com

www.bourns.com

*RoHS Directive 2015/863, Mar 31, 2015 and Annex.

Specifications are subject to change without notice.

Users should verify actual device performance in their specific applications.

The products described herein and this document are subject to specific legal disclaimers set forth on the last page of this document, and at www.bourns.com/docs/legal/disclaimer.pdf.

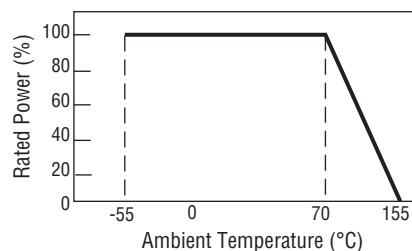
CRT-ST Series - Thin Film Precision Chip Resistors

BOURNS®

Value - TCR Table

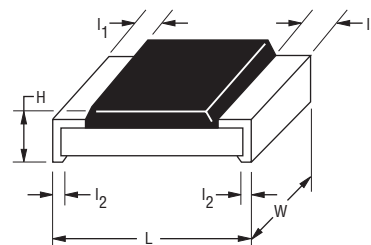
Model	TCR		Resistance Tolerance (Code)			
	(PPM/°C)	(Code)	±0.1 % (B)	±0.25 % (C)	±0.5 % (D)	±1 % (F)
CRT0402-ST	±25	(Y)	4.7 Ω to 255K Ω			
	±50	(Z)				
CRT0603-ST	±25	(Y)	1 Ω to 1M Ω			
	±50	(Z)				
CRT0805-ST	±25	(Y)	1 Ω to 2M Ω			
	±50	(Z)				
CRT1206-ST	±25	(Y)	1 Ω to 2.49M Ω			
	±50	(Z)				

Derating Curve



Chip Dimensions

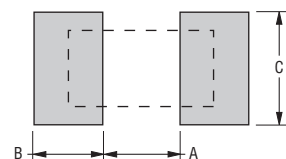
Dim.	Model CRT0402-ST	Model CRT0603-ST	Model CRT0805-ST	Model CRT1206-ST
L	$\frac{1.00 \pm 0.05}{(0.040 \pm 0.002)}$	$\frac{1.60 \pm 0.10}{(0.063 \pm 0.004)}$	$\frac{2.00 \pm 0.15}{(0.079 \pm 0.006)}$	$\frac{3.10 \pm 0.15}{(0.122 \pm 0.006)}$
W	$\frac{0.50 \pm 0.05}{(0.020 \pm 0.002)}$	$\frac{0.80 \pm 0.10}{(0.031 \pm 0.004)}$	$\frac{1.25 \pm 0.15}{(0.049 \pm 0.006)}$	$\frac{1.55 \pm 0.15}{(0.061 \pm 0.006)}$
H	$\frac{0.30 \pm 0.10}{(0.012 \pm 0.004)}$	$\frac{0.45 \pm 0.10}{(0.018 \pm 0.004)}$	$\frac{0.50 \pm 0.10}{(0.020 \pm 0.004)}$	$\frac{0.55 \pm 0.10}{(0.022 \pm 0.004)}$
l ₁	$\frac{0.20 \pm 0.10}{(0.008 \pm 0.004)}$	$\frac{0.30 \pm 0.20}{(0.012 \pm 0.008)}$	$\frac{0.30 \pm 0.20}{(0.012 \pm 0.008)}$	$\frac{0.42 \pm 0.20}{(0.017 \pm 0.008)}$
l ₂	$\frac{0.20 \pm 0.10}{(0.008 \pm 0.004)}$	$\frac{0.30 \pm 0.20}{(0.012 \pm 0.008)}$	$\frac{0.40 \pm 0.20}{(0.016 \pm 0.008)}$	$\frac{0.35 \pm 0.25}{(0.014 \pm 0.010)}$



DIMENSIONS: $\frac{\text{MM}}{\text{(INCHES)}}$

Recommended Land Pattern

Dimension	Model CRT0402-ST	Model CRT0603-ST	Model CRT0805-ST	Model CRT1206-ST
A	$\frac{0.50}{(0.020)}$	$\frac{0.80}{(0.031)}$	$\frac{1.00}{(0.039)}$	$\frac{2.00}{(0.079)}$
B	$\frac{0.50}{(0.020)}$	$\frac{1.00}{(0.039)}$	$\frac{1.00}{(0.039)}$	$\frac{1.15}{(0.045)}$
C	$\frac{0.60 \pm 0.20}{(0.024 \pm 0.008)}$	$\frac{0.90 \pm 0.20}{(0.035 \pm 0.008)}$	$\frac{1.35 \pm 0.20}{(0.053 \pm 0.008)}$	$\frac{1.70 \pm 0.20}{(0.067 \pm 0.008)}$



Specifications are subject to change without notice.

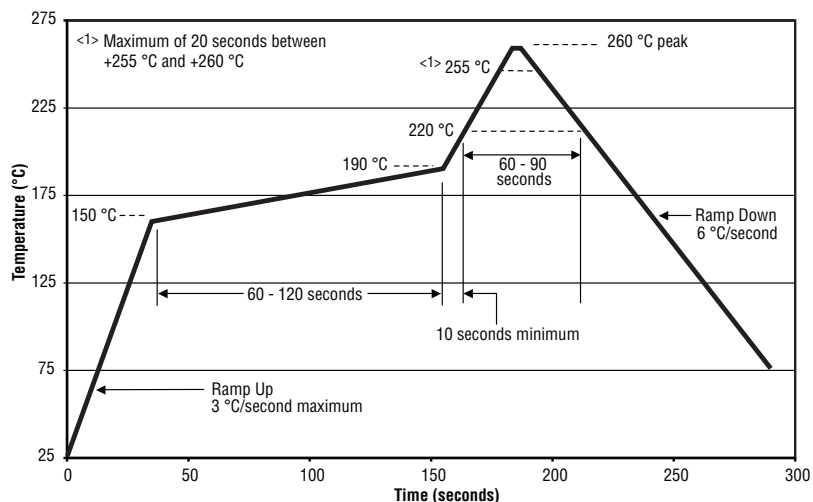
Users should verify actual device performance in their specific applications.

The products described herein and this document are subject to specific legal disclaimers set forth on the last page of this document, and at www.bourns.com/docs/legal/disclaimer.pdf.

CRT-ST Series - Thin Film Precision Chip Resistors

BOURNS®

Soldering Profile



How to Order

CRT 0603 - C Y - 1003 E ST

Model _____
(CRT = Thin Film Precision Chip Resistor)

Size _____
• 0402 • 0603 • 0805 • 1206

Resistance Tolerance _____
F = ±1 % D = ±0.5 % C = ±0.25 % B = ±0.1 %

TCR (PPM/°C) _____
Z = ±50 Y = ±25

Resistance Value _____
<100 ohms: "R" represents decimal point
(example: 24R3 = 24.3 ohms)
≥100 ohms: First three digits are significant, fourth digit represents number of zeroes to follow
(example: 8252 = 82.5K ohms)

Packaging _____
G = Paper tape (10K pcs.) on 7 " plastic reel (CRT0402-ST)
E = Paper tape (5K pcs.) on 7 " plastic reel (CRT0603-ST, CRT0805-ST, CRT1206-ST)

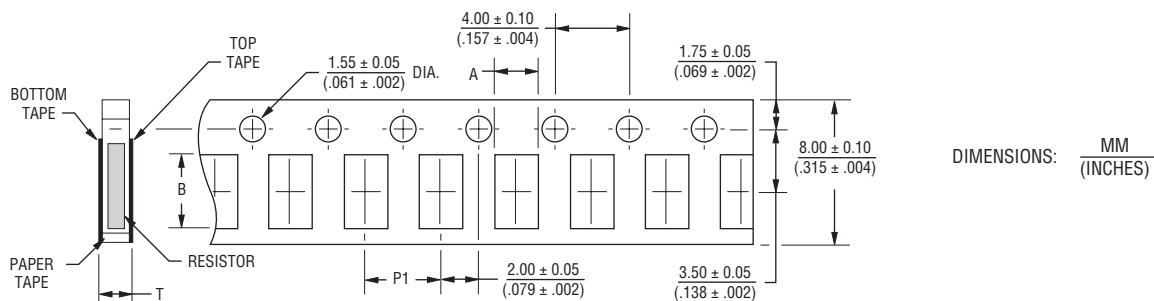
Termination _____
ST = Tin-plated (RoHS compliant)

CRT-ST Series - Thin Film Precision Chip Resistors

BOURNS®

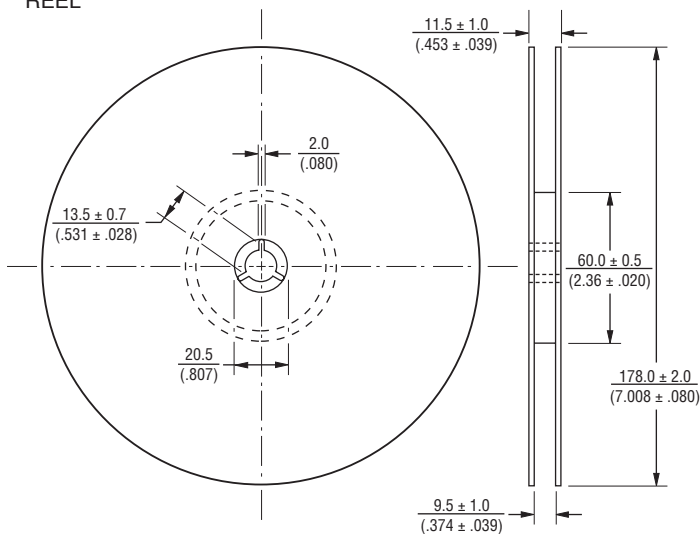
Packaging Dimensions

TAPE



Dimension	Model CRT0402-ST	Model CRT0603-ST	Model CRT0805-ST	Model CRT1206-ST
A	$\frac{0.70 \pm 0.05}{(0.028 \pm 0.002)}$	$\frac{1.10 \pm 0.05}{(0.043 \pm 0.002)}$	$\frac{1.60 \pm 0.05}{(0.063 \pm 0.002)}$	$\frac{2.00 \pm 0.05}{(0.079 \pm 0.002)}$
B	$\frac{1.16 \pm 0.05}{(0.046 \pm 0.002)}$	$\frac{1.90 \pm 0.05}{(0.075 \pm 0.002)}$	$\frac{2.37 \pm 0.05}{(0.093 \pm 0.002)}$	$\frac{3.55 \pm 0.05}{(0.140 \pm 0.002)}$
P1	$\frac{2.00 \pm 0.05}{(0.079 \pm 0.002)}$	$\frac{4.00 \pm 0.10}{(0.157 \pm 0.004)}$	$\frac{4.00 \pm 0.10}{(0.157 \pm 0.004)}$	$\frac{4.00 \pm 0.10}{(0.157 \pm 0.004)}$
T	$\frac{0.40 \pm 0.03}{(0.016 \pm 0.001)}$	$\frac{0.60 \pm 0.03}{(0.024 \pm 0.001)}$	$\frac{0.75 \pm 0.05}{(0.030 \pm 0.002)}$	$\frac{0.75 \pm 0.05}{(0.030 \pm 0.002)}$

REEL



Model CRT0402-ST Series: 10,000 pcs./reel
 Model CRT0603-ST, CRT0805-ST, CRT1206-ST Series: 5,000 pcs./reel