


Connectors in 3.81 mm pitch Series BC/SC 3.81

BCZ 3.81../180



Female plug with screw connection. Wire outlet 180° (wire is straight on to the direction of plugging).

- Available in closed version, with screw flange (F) and lock and release-lever (LR).

Weidmüller's 3.81 mm pitch (0.15 inch) plug-in connectors are compatible with the layouts of standard connectors and offer space for labelling and coding.

Product data

IEC: 320 V / 17.5 A / 0.2 - 1.5 mm²
UL: 300 V / 10 A / AWG 28 - 16



For additional articles and information, refer to catalog.weidmueller.com

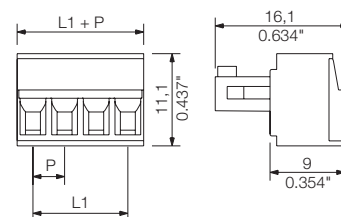
Note:

- Additional colours on request
- Gold-plated contact surfaces on request
- Rated current related to rated cross-section & min. No. of poles.
- Wire end ferrule without plastic collar to DIN 46228/1
- Wire end ferrule with plastic collar to DIN 46228/4
- P on drawing = pitch
- Rated data refer only to the component itself. Clearance and creepage distances to other components are to be designed in accordance with the relevant application standards.

BCZ 3.81../180



Dimensioned drawing



Technical data

In compliance with IEC 60664-1 / IEC 61984			
Clamping range, max.	mm ²	0.08...1.5	
Solid core H05(07) V-U	mm²	0.2...1.5	
Stranded H07 V-R			
Flexible H05(07) V-K	mm ²	0.2...1.5	
Flexible with ferrule	mm ²	0.2...1.5	
Ferrule with plastic collar	mm ²	0.2...1.5	
Stripping length	mm	7	
Screwdriver blade	mm	0.4 x 2.5	
According to norm		DIN 5264	
Tightening torque range	Nm	0.2...0.25	
Rated current, max.	A	17.5	17
At ambient temperature		20°C	40°C
For conductor cross-section	mm ²	1	
Overvoltage category		III	III II
Pollution severity		3	2 2
Rated voltage	V	160	160 320
Rated impulse voltage	kV	2.5	2.5 2.5
UL / CUL (Use Group)		B	C D
Rated voltage	V	300	300
Rated current	A	10	10
AWG conductor	AWG	28-16	
CSA (Use Group)		B	C D
Rated voltage	V	300	300
Rated current	A	10	10
AWG conductor	AWG	28-16	
General data			
Type of insulation material		PA GF	
UL 94 flammability rating		V-0	
Contact base material		Cu-Leg	
Material of contact surface		tinned	
Pin dimensions = d	mm		
Solder eyelet Ø = D	mm		
Solder eyelet Ø tolerance	mm		

Accessories

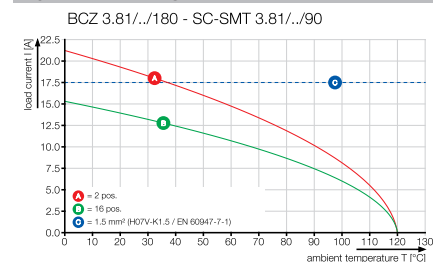
Note: Refer to the Accessories chapter for additional accessories.

Hood	Order No.
BCZ 3.81 AH03 BK BX	1005280000
BCZ 3.81 AH04 BK BX	1005290000
BCZ 3.81 AH05 BK BX	1005300000
BCZ 3.81 AH06 BK BX	1005310000
BCZ 3.81 AH07 BK BX	1005320000
BCZ 3.81 AH08 BK BX	1005330000
BCZ 3.81 AH09 BK BX	1005340000
BCZ 3.81 AH10 BK BX	1005350000
BCZ 3.81 AH12 BK BX	1005370000
BCZ 3.81 AH13 BK BX	1005380000
BCZ 3.81 AH14 BK BX	1005390000
BCZ 3.81 AH15 BK BX	1005400000
BCZ 3.81 AH16 BK BX	1005410000
Screwdriver	
SDIS 0.4X2.5X75	9008370000
SDS 0.4X2.5X75	9009030000

Ordering data

Solder pin length					
Colour	Orange		Black		
Pitch 3.81 mm					
Pol.	L1 (inch)	Qty.	Order No.	Order No.	
2	3.81	0.150	50	1940730000	1792770000
3	7.62	0.300	50	1940740000	1792780000
4	11.43	0.450	50	1940750000	1792790000
5	15.24	0.600	50	1940760000	1792800000
6	19.05	0.750	50	1940770000	1792810000
7	22.86	0.900	50	1940780000	1871410000
8	26.67	1.050	50	1940790000	1792820000
9	30.48	1.200	50	1940800000	1871390000
10	34.29	1.350	50	1940810000	1792830000
11	38.10	1.500	50	1940820000	1899400000
12	41.91	1.650	50	1940830000	1792840000
13	45.72	1.800	50	1940840000	1899440000
14	49.53	1.950	50	1940850000	1899480000
15	53.34	2.100	50	1940860000	1899520000
16	57.15	2.250	50	1940870000	1792850000
17	60.96	2.400	50	1940890000	1940970000
18	64.77	2.550	50	1940900000	1940980000
19	68.58	2.700	50	1940910000	1940990000
20	72.39	2.850	50	1940920000	1941000000

Representative deratings curve

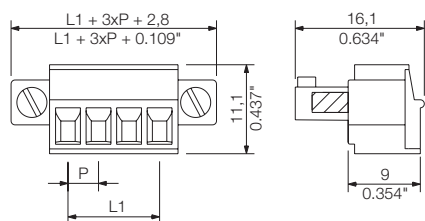


BCZ 3.81../180F

with screw flange



Dimensioned drawing



Ordering data

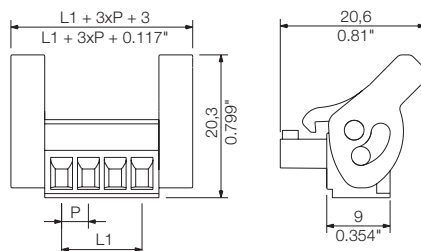
Solder pin length					
Colour		Orange	Black		
Pitch 3.81 mm					
Pol.	L1	(inch)	Qty.	Order No.	Order No.
2	3.81	0.150	50	1941010000	1792950000
3	7.62	0.300	50	1941020000	1792960000
4	11.43	0.450	50	1941030000	1792970000
5	15.24	0.600	50	1941040000	1792980000
6	19.05	0.750	50	1941050000	1792990000
7	22.86	0.900	50	1941060000	1837020000
8	26.67	1.050	50	1941070000	1793000000
9	30.48	1.200	50	1941080000	1899530000
10	34.29	1.350	50	1941090000	1793010000
11	38.10	1.500	50	1941100000	1899550000
12	41.91	1.650	50	1941110000	1793020000
13	45.72	1.800	50	1941120000	1899570000
14	49.53	1.950	50	1941130000	1899590000
15	53.34	2.100	50	1941140000	1899610000
16	57.15	2.250	50	1941150000	1793030000
17	60.96	2.400	50	1941160000	1941360000
18	64.77	2.550	50	1941170000	1941370000
19	68.58	2.700	50	1941180000	1941380000
20	72.39	2.850	50	1941190000	1941390000

BCZ 3.81../180LR

with release latch



Dimensioned drawing

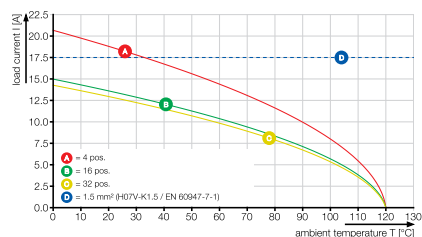


Ordering data

Solder pin length					
Colour		Orange	Black		
Pitch 3.81 mm					
Pol.	L1	(inch)	Qty.	Order No.	Order No.
2	3.81	0.150	50	1941400000	1941780000
3	7.62	0.300	50	1941410000	1941790000
4	11.43	0.450	50	1941420000	1941800000
5	15.24	0.600	50	1941430000	1941810000
6	19.05	0.750	50	1941440000	1941820000
7	22.86	0.900	50	1941450000	1941830000
8	26.67	1.050	50	1941460000	1941840000
9	30.48	1.200	50	1941470000	1941850000
10	34.29	1.350	50	1941480000	1941860000
11	38.10	1.500	50	1941490000	1941870000
12	41.91	1.650	50	1941500000	1941880000
13	45.72	1.800	50	1941510000	1941890000
14	49.53	1.950	50	1941520000	1941900000
15	53.34	2.100	50	1941530000	1941910000
16	57.15	2.250	50	1941540000	1941920000
17	60.96	2.400	50	1941550000	1941930000
18	64.77	2.550	50	1941560000	1941940000
19	68.58	2.700	50	1941570000	1941950000
20	72.39	2.850	50	1941580000	1941960000

Additional deratings curves

BCZ 3.81../180 - SCDV-THR 3.81../90



BCZ 3.81../180 - SCDV-THR 3.81../180

