

Device connector, rear mounting - PRC 5-FT25-MC4-150 - 1409212

Please be informed that the data shown in this PDF Document is generated from our Online Catalog. Please find the complete data in the user's documentation. Our General Terms of Use for Downloads are valid (<http://phoenixcontact.com/download>)



PRC device connector, black, 5-pos., 690 V (IEC 61984), 32 A, crimp connection, 4.0 mm² with 150 mm cable length, cut smooth at the end

RoHS

Key Commercial Data

Packing unit	10 STK
GTIN	
GTIN	4046356864343
Weight per Piece (excluding packing)	60.840 g
Custom tariff number	85444290
Country of origin	Germany
Note	Made to Order (non-returnable)

Technical data

General data

Number of positions	5
Protection class	II
Color	black
Locking type	Snap-in locking
Insertion/withdrawal cycles	100
Pull-out-force	175 N ± 50 N
Insertion force	40 N ± 10 N
Degree of protection (not plugged in)	IP65 (Lengthwise waterproofing)
Degree of protection (when plugged in)	IP66 / IP68 (2m / 24h) / IP69K

Connection data

Rated current	32 A (with 4 mm ² conductor cross section)
Rated voltage (III/2)	690 V
Conductor cross section flexible max.	4 mm ²

Device connector, rear mounting - PRC 5-FT25-MC4-150 - 1409212

Technical data

Connection data

Torque	2.5 Nm \pm 0.1 Nm (Tightening torque nut)
Wrench size, union nut	32.00 mm
Type of contact	Pin

Material data

Contact material	Cu
Contact surface material	silver-plated
Contact carrier material	mPPE
Flammability rating according to UL 94	V0

Conductor data

Fixed cable length	150 mm
Single wire, material	PVC
Single wire, color	blue, black, gray, brown, green/yellow
Wire diameter incl. insulation	4.15 mm \pm 0.15 mm

Standards and Regulations

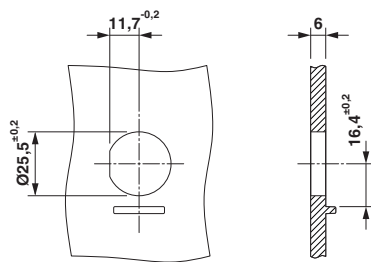
Flammability rating according to UL 94	V0
--	----

Environmental Product Compliance

China RoHS	Environmentally Friendly Use Period = 50
	For details about hazardous substances go to tab "Downloads", Category "Manufacturer's declaration"

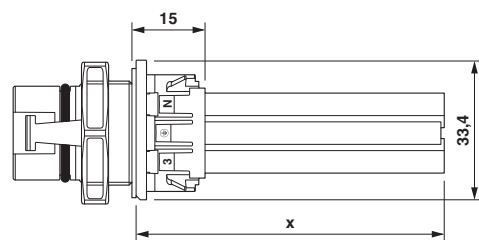
Drawings

Dimensional drawing



Housing cutout

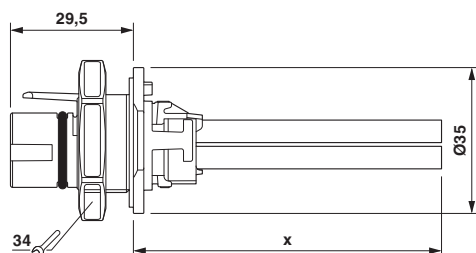
Dimensional drawing



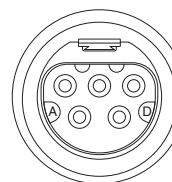
Dimensional drawing

Device connector, rear mounting - PRC 5-FT25-MC4-150 - 1409212

Dimensional drawing



Schematic diagram



Connector pin assignment

Dimensional drawing

Classifications

eCl@ss

eCl@ss 4.0	272607xx
eCl@ss 4.1	27260701
eCl@ss 5.0	27260701
eCl@ss 5.1	27260701
eCl@ss 6.0	27279220
eCl@ss 7.0	27440103
eCl@ss 8.0	27440102
eCl@ss 9.0	27440103

ETIM

ETIM 4.0	EC002061
ETIM 5.0	EC002635
ETIM 6.0	EC002061

UNSPSC

UNSPSC 6.01	30211923
UNSPSC 7.0901	39121522
UNSPSC 11	39121522
UNSPSC 12.01	39121522
UNSPSC 13.2	39121413

Approvals

Approvals

Approvals

EAC / UL Listed / cUL Listed / UL Listed / cUL Listed / null / null / cULus Listed

Ex Approvals

Device connector, rear mounting - PRC 5-FT25-MC4-150 - 1409212

Approvals

Approval details

EAC		B.00767
-----	--	---------

UL Listed		http://database.ul.com/cgi-bin/XYV/template/LISEXT/1FRAME/index.htm E221474-20150513
mm ² /AWG/kcmil	4	
Nominal current IN	30 A	
Nominal voltage UN	600 V	

cUL Listed		http://database.ul.com/cgi-bin/XYV/template/LISEXT/1FRAME/index.htm E221474-20150513
mm ² /AWG/kcmil	4	
Nominal current IN	30 A	
Nominal voltage UN	600 V	

UL Listed		http://database.ul.com/cgi-bin/XYV/template/LISEXT/1FRAME/index.htm E221474-20150513
-----------	--	--

cUL Listed		http://database.ul.com/cgi-bin/XYV/template/LISEXT/1FRAME/index.htm E221474-20150513
------------	--	--

		R 60117904-0002
mm ² /AWG/kcmil	6	
Nominal current IN	35 A	
Nominal voltage UN	690 V	

		R 60117904-0001
mm ² /AWG/kcmil	6	
Nominal current IN	32 A	
Nominal voltage UN	500 V	

Device connector, rear mounting - PRC 5-FT25-MC4-150 - 1409212

Approvals

cULus Listed



Accessories

Accessories

Protective cover

Protective cap - PRC COVER M - 1409237



Protective cap for 3 and 5-pos. PRC device plugs