



Features

- Available in E6 series
- Unit height of 4.8 mm
- Current up to 7.8 A
- RoHS compliant*

Applications

- Input/output of DC/DC converters
- Power supplies for:
 - Portable communication equipment
 - Camcorders
 - LCD TVs

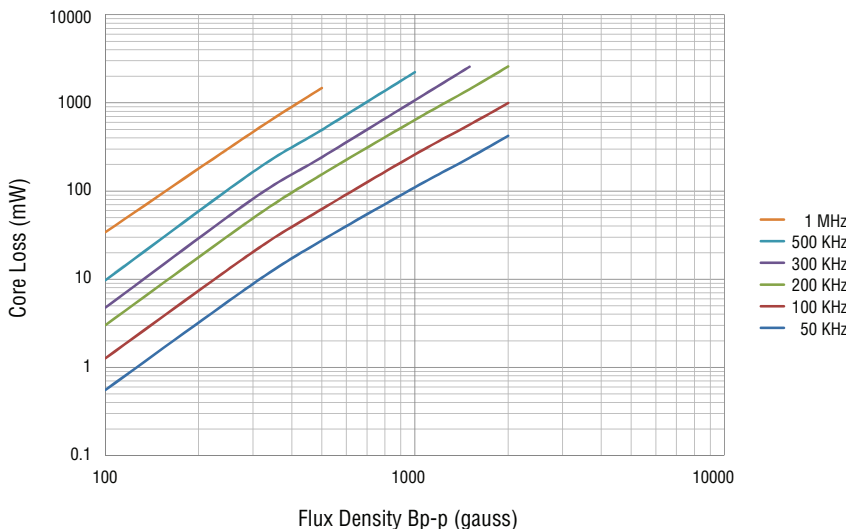
SRU1048 Series - Shielded SMD Power Inductors

Electrical Specifications

Bourns Part Number	Inductance @ 100 KHz		Q (Ref.)	Test Freq. (MHz)	SRF Typ. (MHz)	RDC (mΩ)	I rms Max. (A)	I sat Typ. (A)	**K-Factor
	L (μH)	Tol. (%)							
SRU1048-R80Y	0.8	±30	8	7.96	100.0	3.6	7.80	8.50	266
SRU1048-1R5Y	1.5	±30	14	7.96	70.0	4.3	7.00	7.20	207
SRU1048-2R2Y	2.2	±30	14	7.96	55.0	5.3	6.50	6.30	169
SRU1048-3R0Y	3.0	±30	14	7.96	40.0	7.2	6.20	6.00	143
SRU1048-4R7Y	4.7	±30	12	7.96	30.0	9.5	5.50	4.75	124
SRU1048-6R8Y	6.8	±30	10	7.96	20.0	13.6	4.80	4.10	98
SRU1048-8R2Y	8.2	±30	8	7.96	18.0	15.0	4.60	3.80	89
SRU1048-100Y	10.0	±30	26	7.96	16.0	18.5	4.50	3.70	89
SRU1048-120Y	12.0	±30	26	2.52	15.0	25.0	4.00	3.30	81
SRU1048-150Y	15.0	±30	30	2.52	14.0	29.0	3.20	2.70	69
SRU1048-220Y	22.0	±30	22	2.52	12.0	42.0	2.60	2.00	56
SRU1048-330Y	33.0	±30	24	2.52	10.0	63.0	2.10	1.70	48
SRU1048-470Y	47.0	±30	26	2.52	8.0	94.0	1.70	1.50	41
SRU1048-560Y	56.0	±30	26	2.52	7.0	110.0	1.60	1.40	34
SRU1048-680Y	68.0	±30	24	2.52	6.0	127.0	1.40	1.25	33
SRU1048-820Y	82.0	±30	24	2.52	5.5	149.0	1.30	1.10	30
SRU1048-101Y	100.0	±30	26	0.796	5.0	160.0	1.20	1.00	26
SRU1048-151Y	150.0	±30	24	0.796	4.5	235.0	1.00	0.80	21
SRU1048-221Y	220.0	±30	20	0.796	4.0	350.0	0.80	0.70	17
SRU1048-331Y	330.0	±30	18	0.796	3.0	490.0	0.65	0.52	15
SRU1048-561Y	560.0	±30	24	0.796	1.9	890.0	0.47	0.37	12

**K-Factor: To calculate core flux density, B_{p-p} (gauss) = $K \times L(\mu H) \times \Delta I$ (peak-to-peak ripple current, A), determine core loss from *Core Loss vs. Flux Density* plot.

Core Loss vs. Flux Density



* RoHS Directive 2002/95/EC Jan. 27, 2003 including annex and RoHS Recast 2011/65/EU June 8, 2011. Specifications are subject to change without notice. The device characteristics and parameters in this data sheet can and do vary in different applications and actual device performance may vary over time. Users should verify actual device performance in their specific applications.

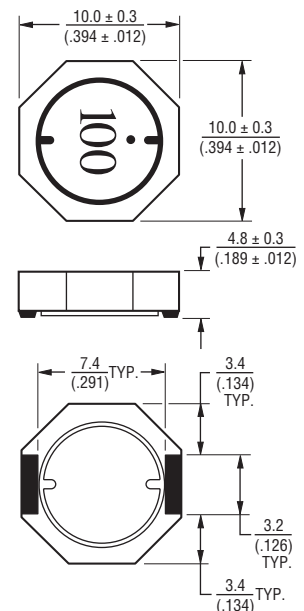
General Specifications

Test Voltage 1 V
 Reflow Soldering .. 230 °C, 50 sec. max.
 Operating Temperature -40 °C to +125 °C
 (Temperature rise included)
 Storage Temperature .. -40 °C to +125 °C
 Resistance to Soldering Heat +260 °C for 10 sec.
 Moisture Sensitivity Level 1
 ESD Classification (HBM) N/A

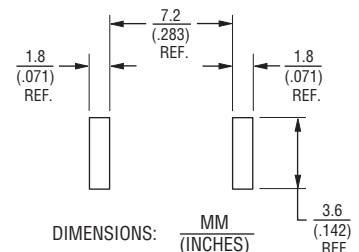
Materials

Core Ferrite DR and RI core
 Wire Enameled copper
 Terminal Ag/Ni/Sn
 Rated Current Ind. drop 35 % typ. at Isat
 Temperature Rise 30 °C max. at rated Irms
 Packaging 600 pcs. per reel

Product Dimensions



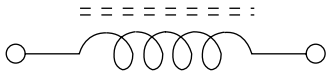
Recommended Layout



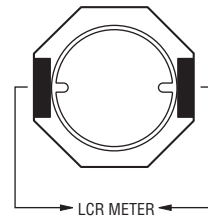
SRU1048 Series - Shielded SMD Power Inductors

BOURNS®

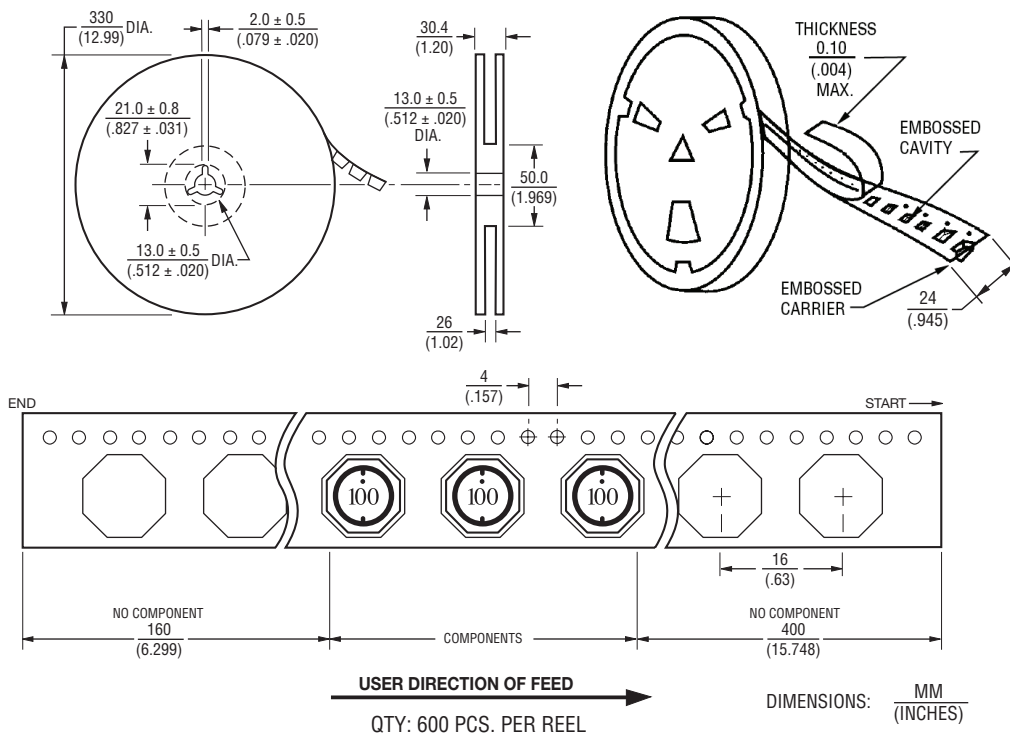
Electrical Schematic



Inductor Connection



Packaging Specifications



REV. 03/18

Specifications are subject to change without notice. The device characteristics and parameters in this data sheet can and do vary in different applications and actual device performance may vary over time. Users should verify actual device performance in their specific applications.