
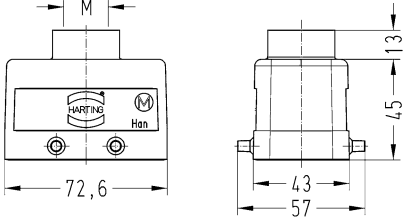
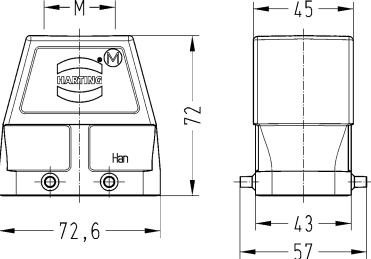

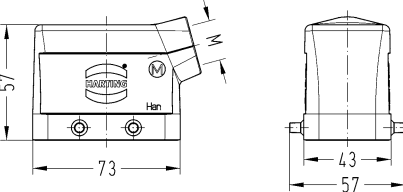
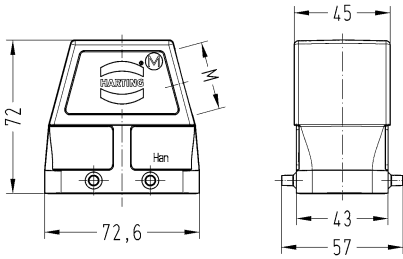

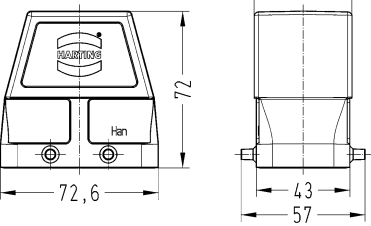




HARTING standard hoods and housings for industrial connectors
Double locking lever


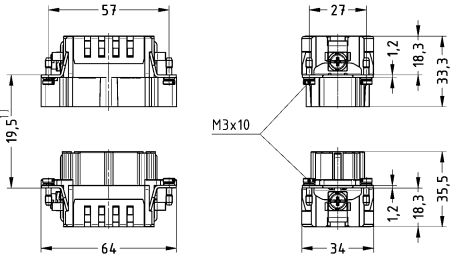

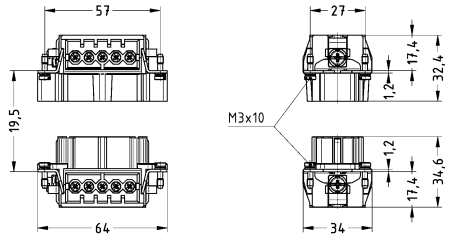

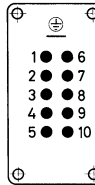
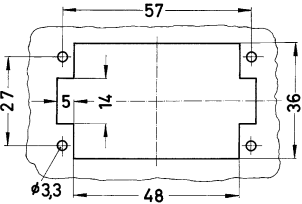
Identification	Cable entry	Part number		Drawing (dimensions in mm)
		Low construction	High construction	
Han® B , Hoods, Top entry 	1x M20 1x M25 1x M32 1x M40 2x M20	19 30 010 1420 19 30 010 1421	19 30 010 0427 19 30 010 0428 19 30 010 0465	 
Han® B , Hoods, Side entry 	1x M20 1x M25 1x M32	19 30 010 1520 19 30 010 1521	19 30 010 0527	 
Han® B , Hoods, Without cable entry 			09 30 010 0801	

Housings

Number of contacts

10+

16 A 500 V 6 kV 3

Identification	Conductor cross-section (mm ²)	Part number		Drawing (dimensions in mm)
		Male	Female	
<p>Han E®, Crimp termination</p>  <p>Please order crimp contacts separately.</p>	0,14 ... 4	09 33 010 2602	09 33 010 2702	 <p>1) distance for contact max. 21 mm</p>
<p>Han E®, Screw termination, With wire protection</p> 	0,75 ... 2,5	09 33 010 2601	09 33 010 2701	 <p>1) distance for contact max. 21 mm</p> <div style="display: flex; justify-content: space-around; align-items: center;"> <div style="text-align: center;">  <p>M</p> </div> <div style="text-align: center;">  <p>F</p> </div> </div> <p>Contact arrangement (view from termination side)</p>  <p>Panel cut out</p>