

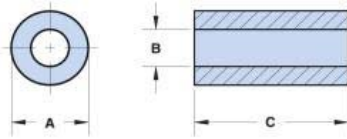
[Products](#)

[Technical](#)

[About Us](#)

[Contact Us](#)

Catalog Part Search:



Part Number: 2643806402
 Frequency Range: Broadband Frequencies 25-300 MHz (43 material)
 Description: CS25/16/13-43 43 ROUND CABLE CORE
 Application: Suppression Components
 Where Used: Cable Component
 Part Type: Round Cable EMI Suppression Cores
 Preferred Part:

Part Type Information

Mechanical Specifications

Weight: 19.40 (g)
[View Chart Legend](#)

Dim	mm	mm tol	nominal inch	inch misc.
A	25.40	±0.60	1.000	-
B	15.50	±0.50	0.610	-
C	12.70	±0.40	0.500	-
D	-	-	-	-
E	-	-	-	-
F	-	-	-	-
G	-	-	-	-
H	-	-	-	-
J	-	-	-	-
K	-	-	-	-

Land Patterns				
V	W (ref)	X	Y	Z
-	-	-	-	-

Reel Information				
Tape Width mm	Pitch mm	Parts 7" Reel	Parts 13" Reel	Parts 14" Reel
-	-	-	-	-

Cable Information			
Max Diameter	Max Dimension	Solid Equivalent	Flat Cable Cores
-	-	-	-

Winding Information			
Turns Tested	Wire Size	1st Wire Length	2nd Wire Length
-	-	-	-

Pkg Size	
-	

Connector Plate	
# Holes	# Rows
-	-

Electrical Specifications

Typical Impedance (Ω)	
10 MHz	30
25 MHz*	53
100 MHz*	90
250 MHz	130

Electrical Properties	
H(Oe)	20

Ferrite Material Constants

Specific Heat	0.25 cal/g°C
Thermal Conductivity	10x10 ⁻³ cal/sec/cm°C
Coefficient of Linear Expansion	8 - 10x10 ⁻⁶ /°C
Tensile Strength	4.9 kgf/mm ²
Compressive Strength	42 kgf/mm ²
Young's Modulus	15x10 ³ kgf/mm ²
Hardness (Knoop)	650
Specific Gravity	≈ 4.7 g/cm ³

The above quoted properties are typical for Fair-Rite MnZn and NiZn ferrites.

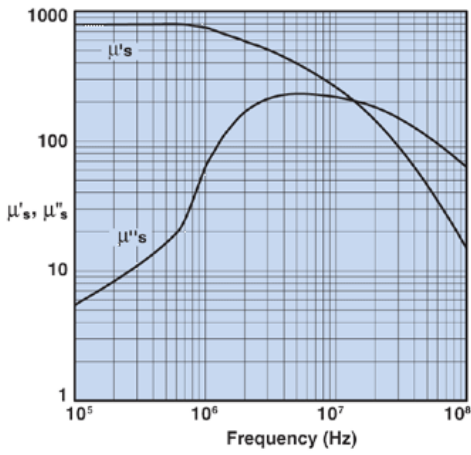
This NiZn is our most popular ferrite for suppression of conducted EMI from 20 MHz to 250 MHz. This material is also used for inductive applications such as high frequency common-mode chokes.

EMI suppression beads, beads on leads, SM beads, multi-aperture cores, round cable EMI suppression cores, round cable snap-its, flat cable EMI suppression cores, flat cable snap-its, miscellaneous suppression cores, bobbins, and toroids are all available in 43 material.

43 Material Specifications:

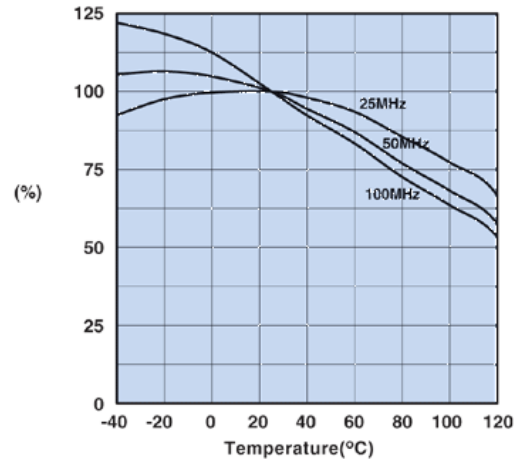
Property	Unit	Symbol	Value
Initial Permeability @ B < 10 gauss		μ _i	800
Flux Density @ Field Strength	gauss oersted	B H	2900 10
Residual Flux Density	gauss	B _r	1300
Coercive Force	oersted	H _c	0.45
Loss Factor @ Frequency	10 ⁻³ MHz	tan δ/μ _i	250 1.0
Temperature Coefficient of Initial Permeability (20 -70°C)	%/°C		1.25
Curie Temperature	°C	T _c	>130
Resistivity	Ω cm	ρ	1x10 ⁵

Complex Permeability vs. Frequency



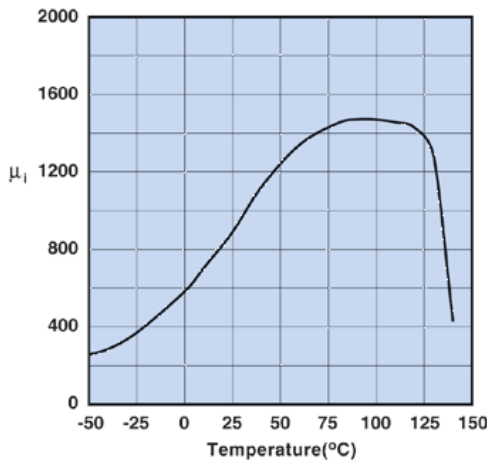
Measured on a 17/10/6mm toroid using the HP 4284A and the HP 4291A.

Percent of Original Impedance vs. Temperature



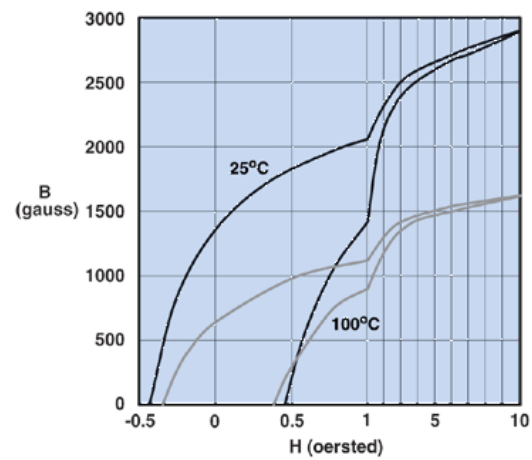
Measured on a 2643000301 using the HP4291A.

Initial Permeability vs. Temperature



Measured on a 17/10/6mm toroid at 100kHz.

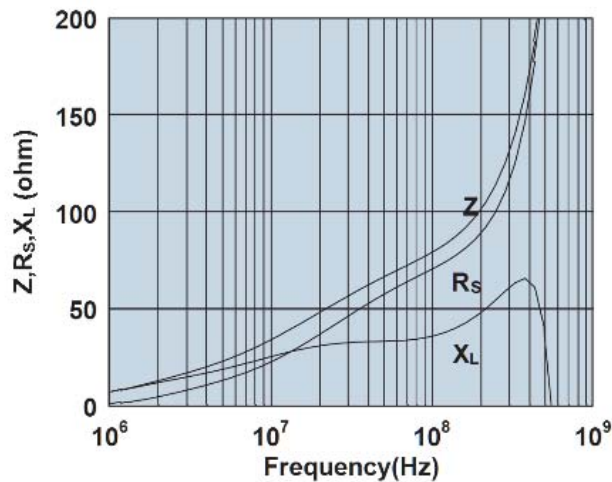
Hysteresis Loop



Measured on a 17/10/6mm toroid at 10kHz.

Impedance Curve

2643806402



Impedance, reactance, and resistance vs. frequency.