

AV series

Tactile security pushbutton switches with overmolded actuator • Ø 19 or 22 mm



DISTINCTIVE FEATURES

- Tactile feedback
- Illuminated or non-illuminated
- Momentary (NO)
- Overmolded marking available



ENVIRONMENTAL SPECIFICATIONS

- Front panel sealing : IP67 or IP69K according to IEC 60529
- Operating temperature : -30 °C to +70 °C (-22 °F to +158 °F)



ELECTRICAL SPECIFICATIONS

- Max. current/voltage rating with resistive load : 50 mA 24 VDC
- LED voltage and consumption : 2-color LED : 2 V (3 V max.) 20 mA
Other colors : 2 V (3 V max.) 10 mA
(a resistor must be series-connected by the user)**
- Initial contact resistance : 100 mΩ max.
- Insulation resistance : 1.000 MΩ min. at 500 VDC
- Dielectric strength : 500 Vrms 50 Hz min. between terminals
2,000 Vrms 50 Hz min. between terminals and frame
- Electrical life : 1,000,000 cycles at full load

** Resistor value = $\frac{\text{supply voltage} - \text{LED forward voltage}}{\text{LED forward current}}$



GENERAL SPECIFICATIONS

- Travel : 0.7 mm (.027) ± 0.1 mm (.003)
- Operating force : 7 N ± 2N - Sealing option K will increase the operating force.
- Torque : 5 Nm min.- 14 Nm max. applied to nut
- Panel thickness : 1 (.039) to 6 mm (.236) max.
- Hand soldering : 270 °C (518 °F), 3 sec. max.

The company reserves the right to change specifications without notice.



AV series

Tactile security pushbutton switches with overmolded actuator •
Ø 19 or 22 mm

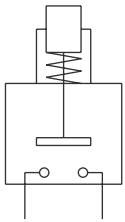


MATERIALS

- Case : PBT UL94-V0
- Terminals : brass, gold plated
- Contacts : gold plated dome
- Bushing : see following pages
- Actuator : stainless steel, with thermoplastic overmolding
- LED



ELECTRICAL FUNCTIONS



Function 3 (NO)



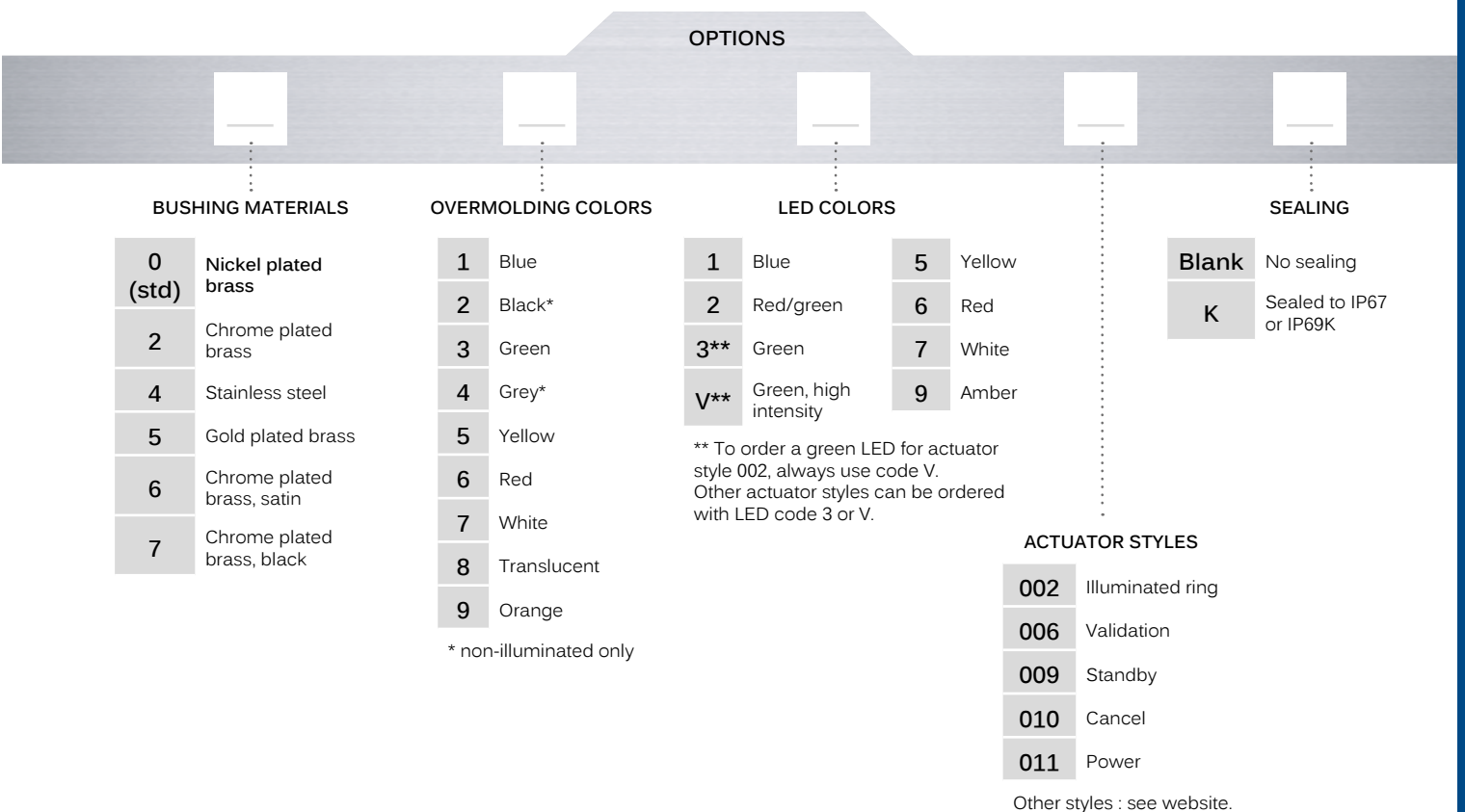
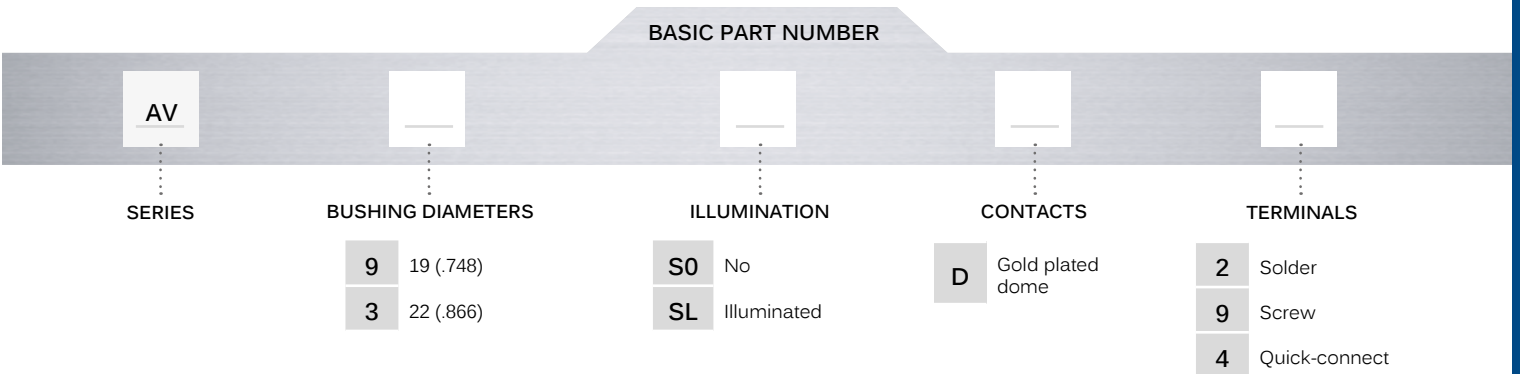
MOUNTING

- Panel cut-out : Ø 19.2 mm (.755), or Ø 22.2 mm (.874)
- Min. pitch for matrix mounting :
30 mm x 30 mm (1.181x1.181)

Tactile security pushbutton switches with overmolded actuator • Ø 19 or 22 mm



BUILD YOUR PART NUMBER



ABOUT THIS SERIES

On the following pages, you will find successively basic part numbers of switches and options in the same order as in above chart.

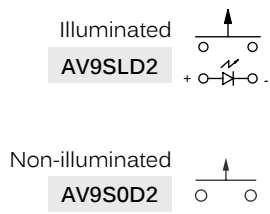
Notice: please note that not all combinations of above numbers are available. Refer to the following pages for further information.

Mounting accessories: standard hardware supplied : 1 hex nut. Standard and special hardware is presented in the "Hardware" section of website.

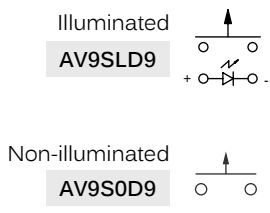
AV series

Tactile security pushbutton switches with overmolded actuator •
 Ø 19 or 22 mm

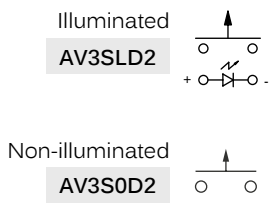
BUSHING Ø 19 (.748) - FLAT ACTUATOR SOLDER LUG TERMINALS



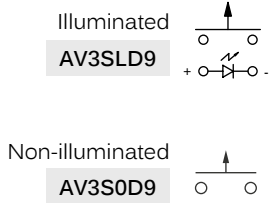
BUSHING Ø 19 (.748) - FLAT ACTUATOR SCREW TERMINALS



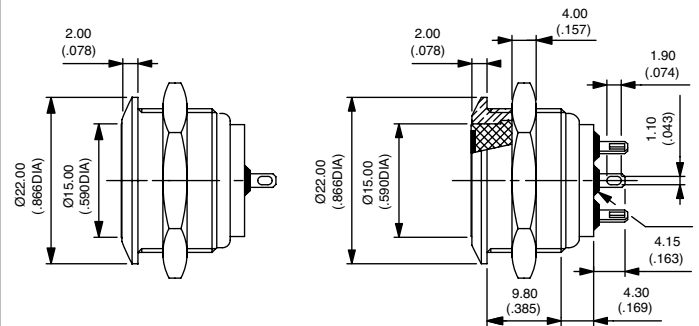
BUSHING Ø 22 (.866) - FLAT ACTUATOR SOLDER LUG TERMINALS



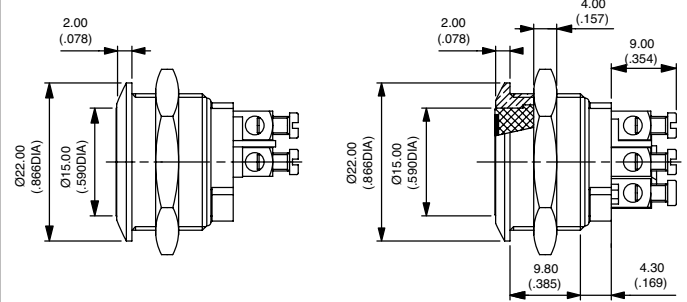
BUSHING Ø 22 (.866) - FLAT ACTUATOR SCREW TERMINALS



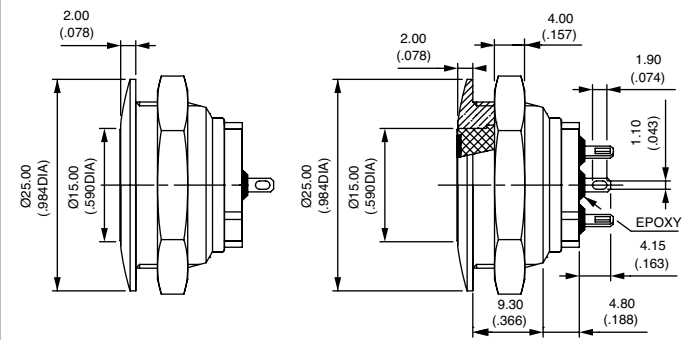
Hex nut 22 (.866) across flats



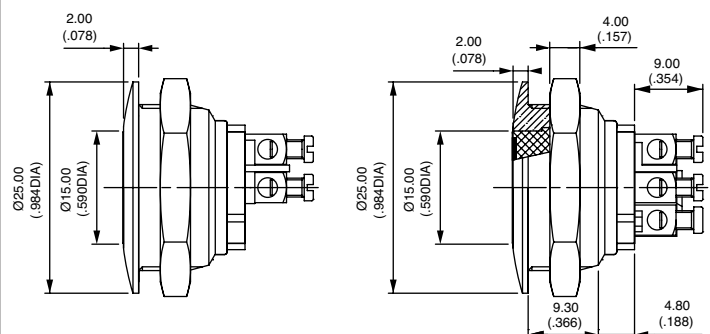
Hex nut 22 (.866) across flats



Hex nut 25 (.984) across flats



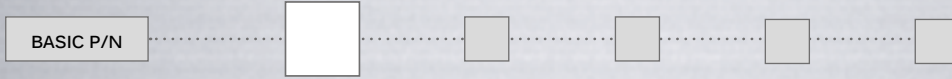
Hex nut 25 (.984) across flats



AV series

Tactile security pushbutton switches with overmolded actuator •
 Ø 19 or 22 mm

BUSHING MATERIALS



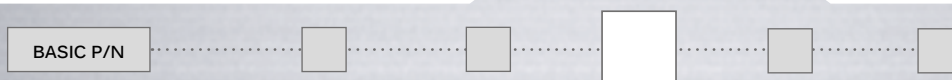
- 0 (std) Nickel plated brass
- 2 Chrome plated brass
- 4 Stainless steel
- 5 Gold plated brass
- 6 Chrome plated brass, satin
- 7 Chrome plated brass, black

OVERMOLDING COLORS



- 1 Blue
 - 2 Black*
 - 3 Green
 - 4 Grey*
 - 5 Yellow
 - 6 Red
 - 7 White
 - 8 Translucent
 - 9 Orange
- * non-illuminated only

LED COLORS



- Blank No LED
 - 1 Blue
 - 2 Red / green
 - 3** Green
 - V** Green, high intensity
 - 5 Yellow
 - 6 Red
 - 7 White
 - 9 Amber
- ** To order a green LED for actuator style 002, always use code V.
 Other actuator styles can be ordered with LED code 3 or V.

ACTUATOR STYLES



The ring and symbols are obtained by photochemical engraving of a stainless steel insert.
 The insert is then overmolded in the desired color.

The following actuator styles are available. For other types, consult factory.



001
Illuminated
ring and disc



002
Illuminated
ring



003
Arrow



004
Loudspeaker
OFF



005
Opening



006
Validation



008
Closing



009
Standby



010
Cancel



011
Power

AV series

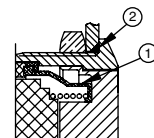
Tactile security pushbutton switches with overmolded actuator •
 Ø 19 or 22 mm

SEALING



- Blank** No sealing
- K** Front panel sealing to IP67 or IP69K

OPTION K - FRONT PANEL SEALING IP67



- ① - internal membrane
- ② - external gasket

OPTION K - FRONT PANEL SEALING IP69K

