

PRODUCT FAMILY DATASHEET

OUTDOOR FACADE EDGE

Slim LED luminaires with high light output and optional sensor



AREAS OF APPLICATION

- Outdoor
- Building facades
- Entrance lighting
- Gardens, balconies and other outdoor areas

PRODUCT BENEFITS

- Energy-efficient thanks to LED technology
- 5 years guarantee
- Easy and quick installation
- Homogeneous light output

PRODUCT FEATURES

- Very bright and functional outdoor LED luminaires
- Type of protection: IP54
- Die-cast aluminum housing
- Available with and without motion sensor
- Available in two housing colors: white and dark gray
- Diffuser made of opal polycarbonate with clear glass cover



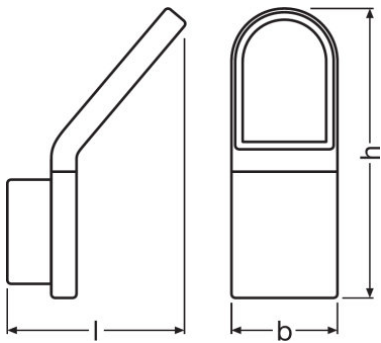
TECHNICAL DATA

	Electrical data	Photometrical data	Light technical data	Dimensions & weight				Colors & materials	Temperatures & operating conditions	Lifespan
Product description	Nominal wattage	Luminous flux	Beam angle	Length	Width	Height	Product weight	Product color	Ambient temperature range	Lifespan L70 at 25 °C
O FACADE EDGE 12 W 3000 K IP54 GY ¹⁾	12.00 W	740 lm	110 °	168.0 mm	100.0 mm	273.0 mm	1300.00 g	Gray	-20...40 °C	30000 h
O FACADE EDGE 12 W 3000 K IP54 WT ¹⁾	12.00 W	770 lm	107.00 °	168.0 mm	100.0 mm	273.0 mm	1300.00 g	White	-20...40 °C	30000 h
O FACADE EDGE SENSOR 12 W 3000 K IP54 S GY ¹⁾	12.20 W	740 lm	107.00 °	168.0 mm	100.0 mm	273.0 mm	1300.00 g	Gray	-20...40 °C	30000 h
O FACADE EDGE SENSOR 12 W 3000 K IP54 S WT ¹⁾	12.20 W	770 lm	107.00 °	168.0 mm	100.0 mm	273.0 mm	1300.00 g	White	-20...40 °C	30000 h

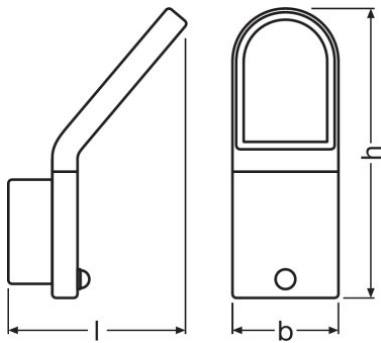
	Additional product data		Capabilities	Certificates & standards			
Product description	Mounting type	Mounting location	Dimmable	Type of protection	Protection class	Protection class IK (shock resistance)	Photobiological safety group
O FACADE EDGE 12 W 3000 K IP54 GY ¹⁾	Surface	Wall	No	IP54	I	IK06	RG 0
O FACADE EDGE 12 W 3000 K IP54 WT ¹⁾	Surface	Wall	No	IP54	I	IK06	RG 0
O FACADE EDGE SENSOR 12 W 3000 K IP54 S GY ¹⁾	Surface	Wall	No	IP54	I	IK06	RG 0
O FACADE EDGE SENSOR 12 W 3000 K IP54 S WT ¹⁾	Surface	Wall	No	IP54	I	IK06	RG 0

Product description	Standards
O FACADE EDGE 12 W 3000 K IP54 GY ¹⁾	CE
O FACADE EDGE 12 W 3000 K IP54 WT ¹⁾	CE
O FACADE EDGE SENSOR 12 W 3000 K IP54 S GY ¹⁾	CE
O FACADE EDGE SENSOR 12 W 3000 K IP54 S WT ¹⁾	CE

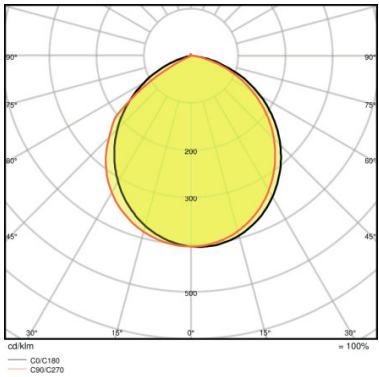
1) Available from February 2018



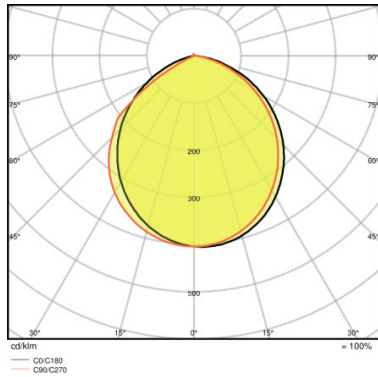
O FACADE EDGE 12 W 3000 K IP54 GY,
O FACADE EDGE 12 W 3000 K IP54 WT



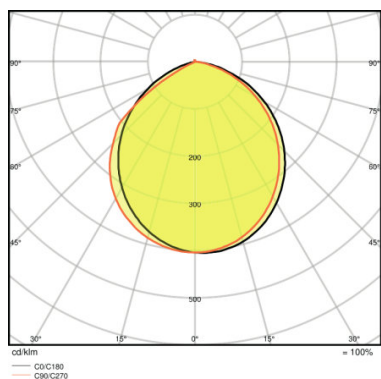
O FACADE EDGE SENSOR 12 W 3000 K
IP54 S GY, O FACADE EDGE SENSOR 12
W 3000 K IP54 S WT



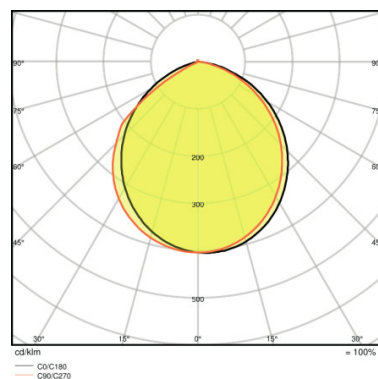
O FACADE EDGE 12 W 3000 K IP54 GY



O FACADE EDGE 12 W 3000 K IP54 WT



O FACADE EDGE SENSOR 12 W 3000 K
IP54 S GY



O FACADE EDGE SENSOR 12 W 3000 K
IP54 S WT

EQUIPMENT / ACCESSORIES

- Complete mounting and connecting accessories included

APPLICATION ADVICE

For more detailed application information and graphics please see product datasheet.

LOGISTICAL DATA

Product code	Product description	Packaging unit (Pieces/Unit)	Dimensions (length x width x height)	Volume	Gross weight
4058075074750	O FACADE EDGE 12 W 3000 K IP54 GY	Shipping carton box 4	425 mm x 285 mm x 315 mm	38.15 dm ³	5822.00 g
4058075074774	O FACADE EDGE 12 W 3000 K IP54 WT	Shipping carton box 4	425 mm x 285 mm x 315 mm	38.15 dm ³	5822.00 g

Product code	Product description	Packaging unit (Pieces/Unit)	Dimensions (length x width x height)	Volume	Gross weight
4058075074798	O FACADE EDGE SENSOR 12 W 3000 K IP54 S GY	Shipping carton box 4	425 mm x 285 mm x 315 mm	38.15 dm ³	5822.00 g
4058075074811	O FACADE EDGE SENSOR 12 W 3000 K IP54 S WT	Shipping carton box 4	425 mm x 285 mm x 315 mm	38.15 dm ³	5822.00 g

The mentioned product code describes the smallest quantity unit which can be ordered. One shipping unit can contain one or more single products. When placing an order, for the quantity please enter single or multiples of a shipping unit.

REFERENCES / LINKS

For Guarantee see

▶ www.ledvance.com/guarantee

DISCLAIMER

— Subject to change without notice. Errors and omission excepted. Always make sure to use the most recent release.