

NFP0QHB372HS2#

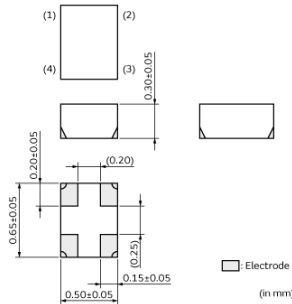
“#” indicates a package specification code.



< List of part numbers with package codes >

NFP0QHB372HS2B NFP0QHB372HS2D

Appearance & Shape



Features

1. Small size and tight dimensional tolerance
Size: 0.65x0.50x0.30mm
Tolerance: +-0.05mm
2. Common mode noise suppression effect
(The effect become maximum at 2.4GHz, 3.7GHz and 5.4GHz)
3. Prevents signal damaging in high speed differential lines.
4. Designed to match line impedance.

Application

Common mode noise suppression of high speed differential signal lines for mipi, USB 2.0, IEEE1394, LVDS etc.

1. Note PCs
2. Cellular phones
3. Digital Still Cameras, Digital Video Cameras

Applications

Other Usage	For general
-------------	-------------

Packaging Information

Packaging	Specifications	Minimum Order Quantity
B	Bulk(Bag)	500
D	180mm Paper Tape	15000

Attention

- 1.This datasheet is downloaded from the website of Murata Manufacturing Co., Ltd. Therefore, it's specifications are subject to change or our products in it may be discontinued without advance notice. Please check with our sales representatives or product engineers before ordering.
- 2.This datasheet has only typical specifications because there is no space for detailed specifications.
Therefore, please review our product specifications or consult the approval sheet for product specifications before ordering.

NFP0QHB372HS2#

“#” indicates a package specification code.



Specifications

Shape	SMD	Operating Temperature Range	-40°C to 85°C
Size Code (in mm)	0605	Mass(typ.)	0.4mg
Size Code (in inch)	025020	Number of Circuit	1
Length	0.65mm	Operating Temperature Range(Self-temperature rise is included)	No
Length Tolerance	±0.05mm		
Width	0.5mm		
Width Tolerance	±0.05mm		
Thickness	0.3mm		
Thickness Tolerance	±0.05mm		
Common Mode Insertion Loss Characteristic	15dB Typ.(2.4GHz), 40dB Typ.(3.7GHz), 15dB Typ.(6.0GHz)		
Rated Current	100mA		
Rated Voltage	5Vdc		
Withstanding Voltage	12.5Vdc		
DC Resistance(max.)	2.86Ω		
DC Resistance	2.2Ω±30%		
Insulation Resistance(min.)	100MΩ		
Cut-off Frequency	10GHz (Typ.)		

Attention

1.This datasheet is downloaded from the website of Murata Manufacturing Co., Ltd. Therefore, it's specifications are subject to change or our products in it may be discontinued without advance notice. Please check with our sales representatives or product engineers before ordering.

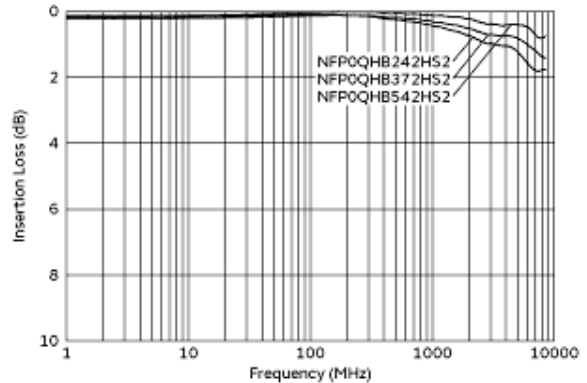
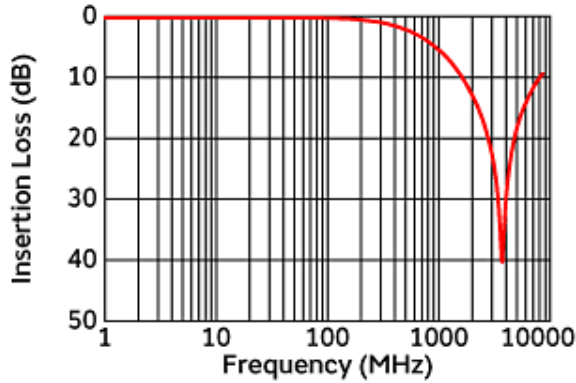
2.This datasheet has only typical specifications because there is no space for detailed specifications.

Therefore, please review our product specifications or consult the approval sheet for product specifications before ordering.

NFP0QHB372HS2#

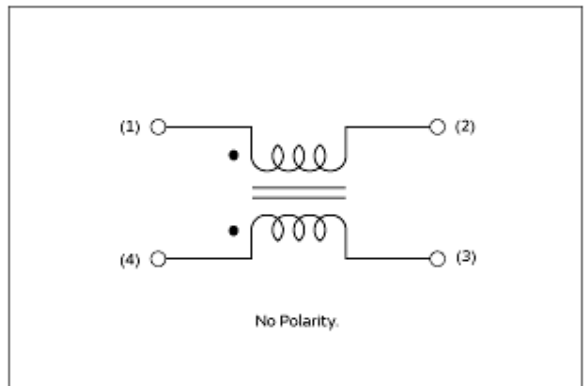
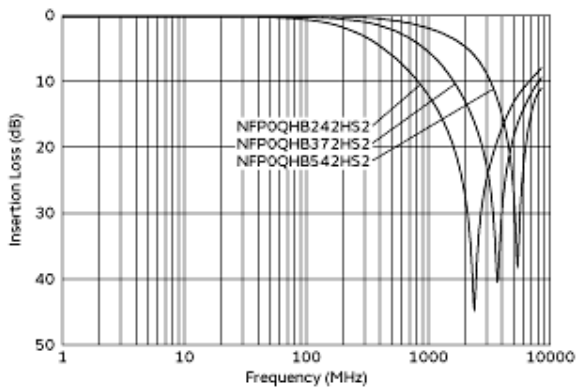
“#” indicates a package specification code.

Product Data



Common Mode Insertion Loss Characteristic (Typical Value)

Differential Mode Transmission Characteristics (Typical Value)



Common Mode Insertion Loss Characteristic (Main Items)(Typical Value)

Equivalent Circuit

Attention

- 1.This datasheet is downloaded from the website of Murata Manufacturing Co., Ltd. Therefore, it's specifications are subject to change or our products in it may be discontinued without advance notice. Please check with our sales representatives or product engineers before ordering.
 - 2.This datasheet has only typical specifications because there is no space for detailed specifications.
- Therefore, please review our product specifications or consult the approval sheet for product specifications before ordering.