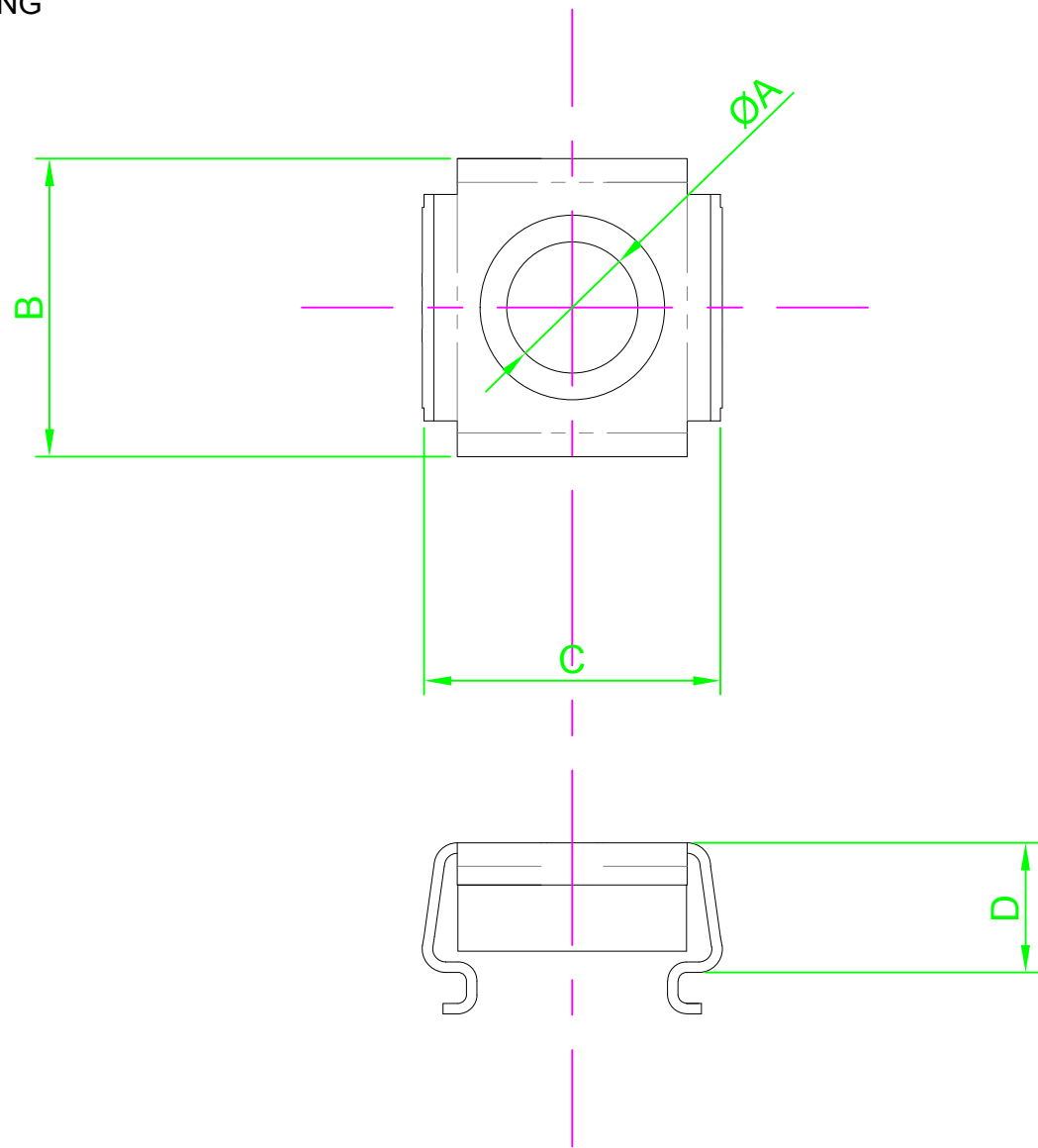
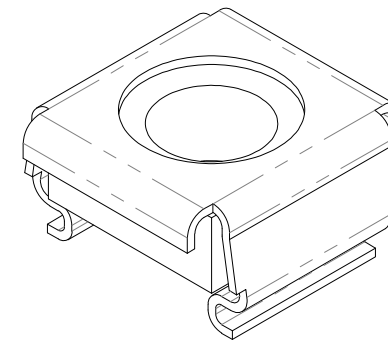
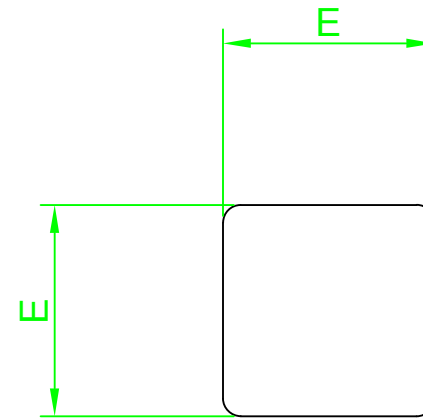


DO NOT SCALE DRAWING



Recommended Mounting Hole



REVISION

A INITIAL DRAWING 04.02.16

Part Number

ØA

B Ref

C Ref

D Ref

E Ref

Panel Thickness

M4 - CNST- Y50

M4-0.7

10.0

10.0

4.80

6.80

0.7 - 1.6mm

NOTES:



DESIGN RIGHT. TR FASTENINGS LTD, 2003
UNDER NO CIRCUMSTANCES MUST THIS
DRAWING BE COPIED OR DISCLOSED
WITHOUT FIRST OBTAINING WRITTEN
AUTHORITY.

UNLESS OTHERWISE SPECIFIED:
DIMENSIONS ARE IN MM (MILLIMETERS).
SURFACE FINISH:
TOLERANCES:

	NAME	DATE
DRAWN	Darryl Wilson	04.02.16
CHK'D		
APP'VD		

CUSTOMER PART NUMBER:
N/A

MATERIAL:
Steel

HEAT TREATMENT:

FINISH:
Zinc & Yellow Chromate Trivalent
De-Embrittle

TITLE:
Cage Nut

DRAWING NUMBER:
TR32CNST-Y50

A4

PROJECTION

