

SPECIFICATION

Part No. : **AA.162.301111**

Product Name : Ulysses Ultra-Low Profile Miniature Magnet
Mounted GPS-GLONASS-GALILEO Antenna

Feature : 1575MHz – 1610MHz
1.8-5.5V
3m RG174 SMA(M)
IP67 Rated
Dims: 40*38*10mm
Custom cables and connectors available
RoHS Compliant



1. Introduction

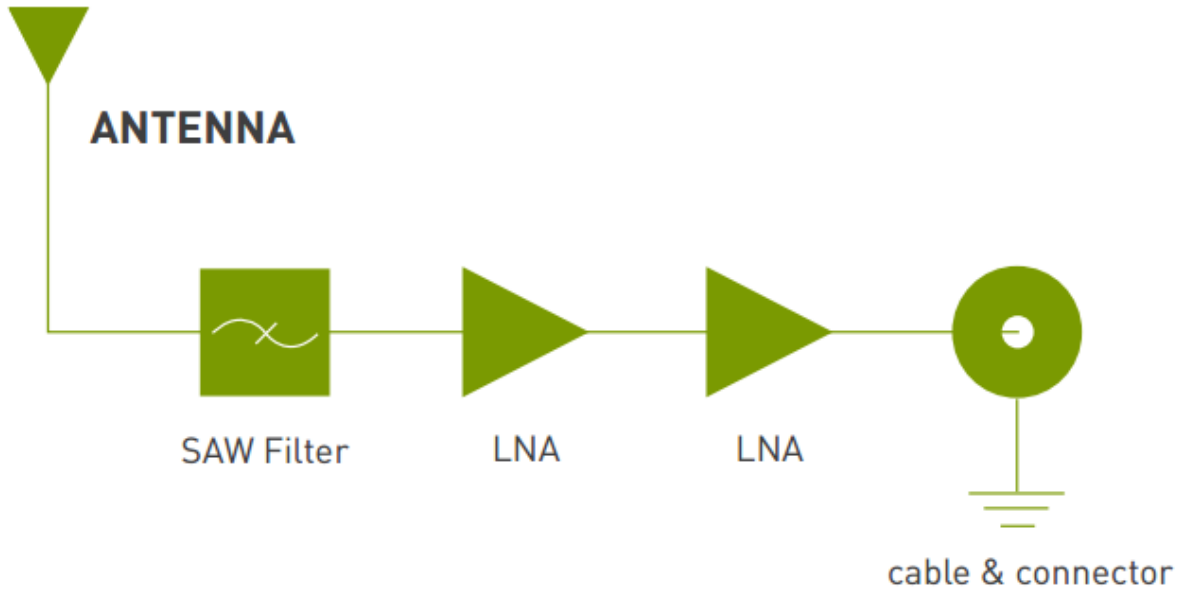
The Ulysses miniature super low profile (only 10mm in height) GNSS antenna is designed for applications which require high positioning accuracy by combining signals from GPS, GALILEO and GLONASS systems. A high gain wide-band patch antenna on an integral ground delivers reliable performance. Fully IP67 waterproof rating allows use in outdoors environments. Front end SAW filter configuration eliminates potential LNA burn-out from nearby out of band radiated power bursts from other antennas that may be co-located nearby.

The antenna is manufactured to strict first tier Automotive quality controlled manufacturing process in TS16949 approved facility.

2. Specification

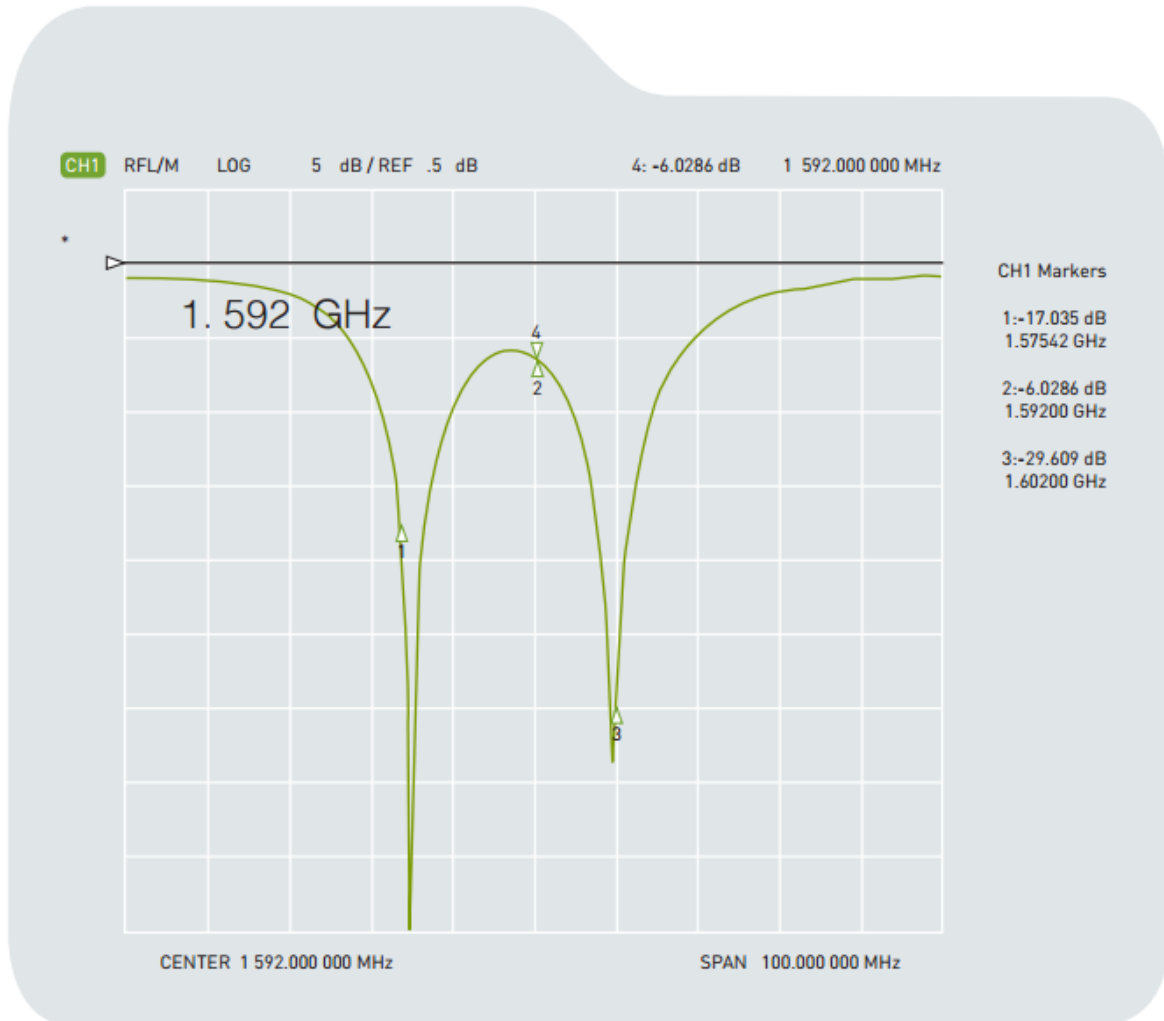
ELECTRICAL			
Centre Frequency	1575~1610MHz		
Antenna Gain	26±3dBic @ zenith @ 1575.42MHz 27±3dBic @ zenith @ 1602MHz		
VSWR	2.0 max.		
Impedance	50Ω		
Outer Band Attenuation	1592±140MHz 15dB Min		
Pout at 1dB Gain Compression Point	-6dBm Min. -2dBm Typ.		
DC input	1.8V (min.)	3.0V (typ.)	5.5V (max.)
LNA Gain	22dB	28dB	31dB
Noise Figure	2.6dB	2.6dB	2.9dB
Power Consumption	5mA	10mA	23mA
MECHANICAL			
Antenna Dimensions	37.8 x 40.4 x 10mm		
Housing Material	UV Resistant ABS		
Cable	3m RG174 (fully customizable)		
Connector	SMA(M) (fully customizable)		
ENVIRONMENTAL			
Operation Temperature	-40°C to 85°C		
Storage Temperature	-40°C to 85°C		
Relative Humidity	40% to 95%		

3. Antenna Block Diagram



4. Antenna S11 Property

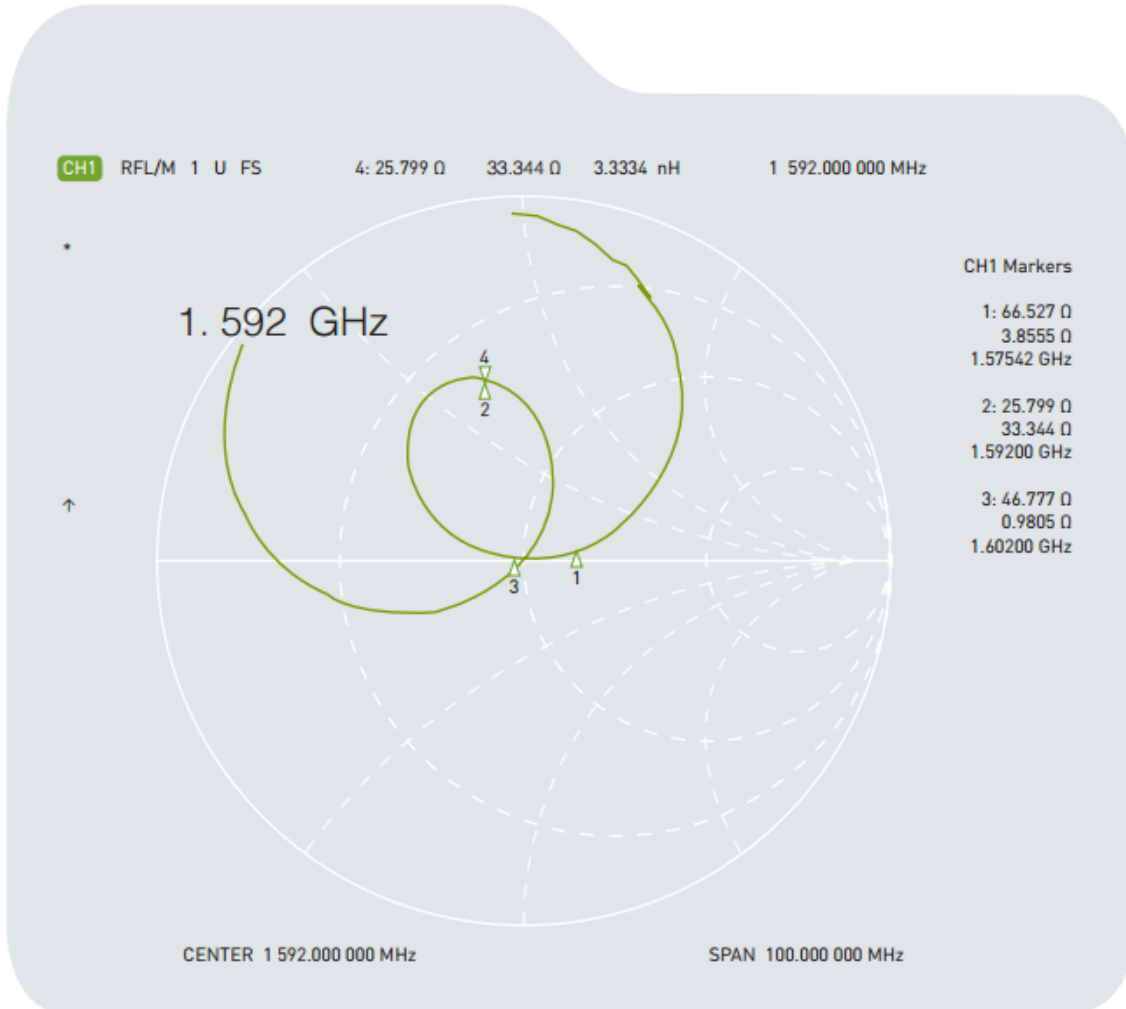
4.1. Return Loss



Return Loss

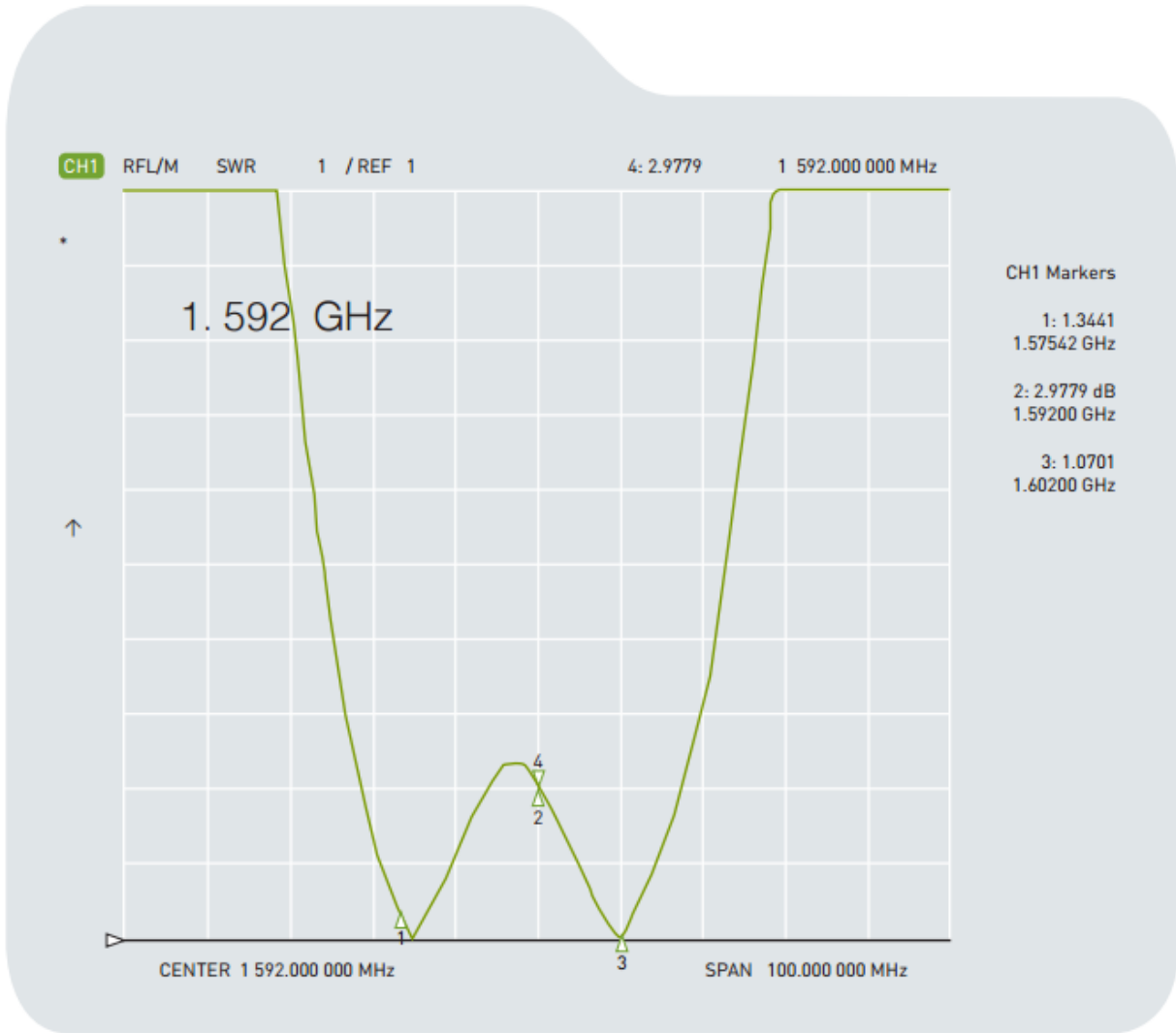
-17.03 dB @ 1575MHz
-29.60 dB @ 1602MHz

4.2. Impedance



Impedance :
 66.52 +j3.85 Ohm@ 1575MHz
 46.77 +j0.98 Ohm@ 1602MHz

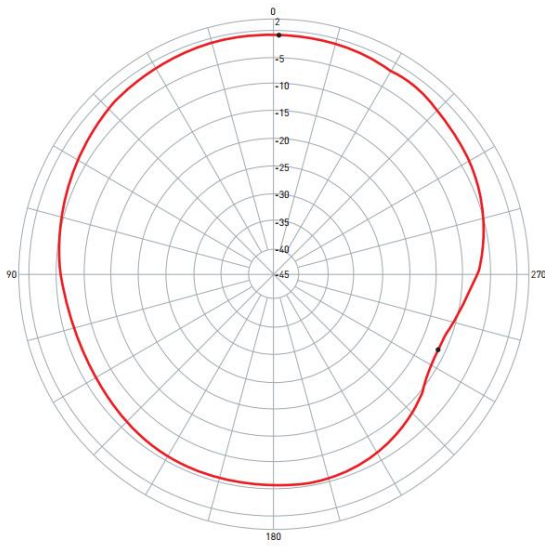
4.3. VSWR



VSWR
 1.34 @ 1575MHz
 1.07 @ 1602MHz

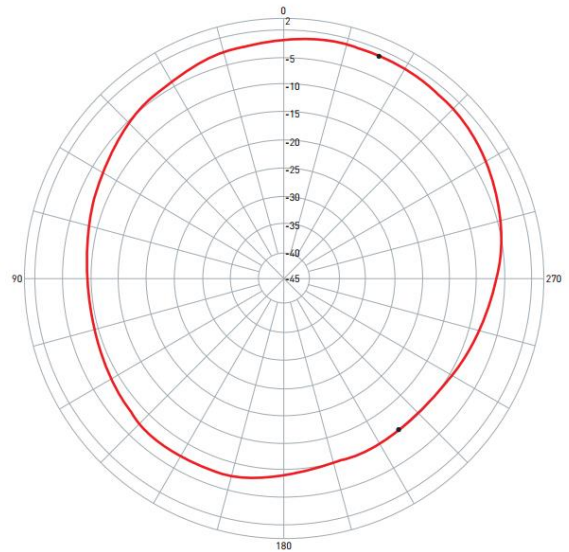
5. Radiation Patterns

1575.42MHz XZ Plane



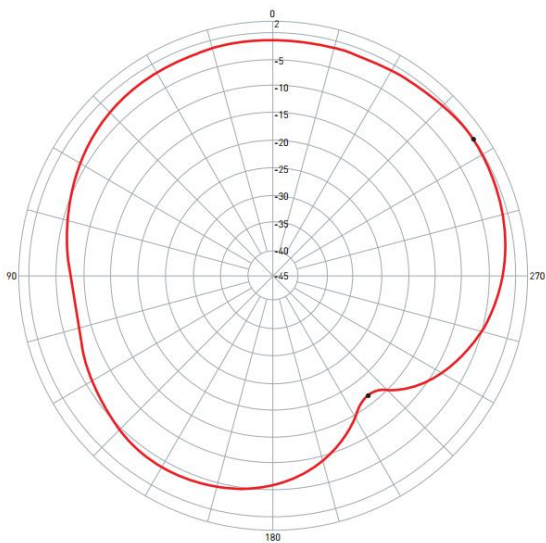
Pattern	Model No.	Test Mode	Freq (MHz)	Max Gain(dBi)	Min Gain(dBi)	Avg. Gain(dBi)	Source Polar.
1	AA.162.301111	XZ	1575.42	-0.69 / 359.00	-11.62 / 245.00	-4.12	V+H

1575.42MHz YZ Plane



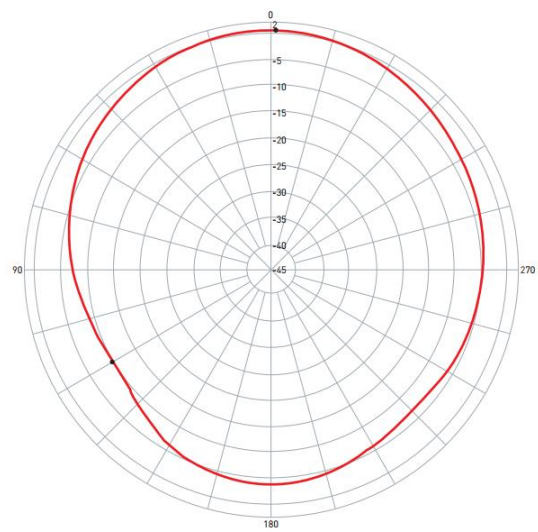
Pattern	Model No.	Test Mode	Freq (MHz)	Max Gain(dBi)	Min Gain(dBi)	Avg. Gain(dBi)	Source Polar.
1	AA.162.301111	YZ	1575.42	-1.15 / 337.00	-10.60 / 217.00	-5.28	V+H

1602MHz XZ Plane



Pattern	Model No.	Test Mode	Freq (MHz)	Max Gain(dBi)	Min Gain(dBi)	Avg. Gain(dBi)	Source Polar.
1	AA.162.301111	XZ	1602.00	-0.34 / 304.00	-16.71 / 218.00	-3.63	V+H

1602MHz YZ Plane



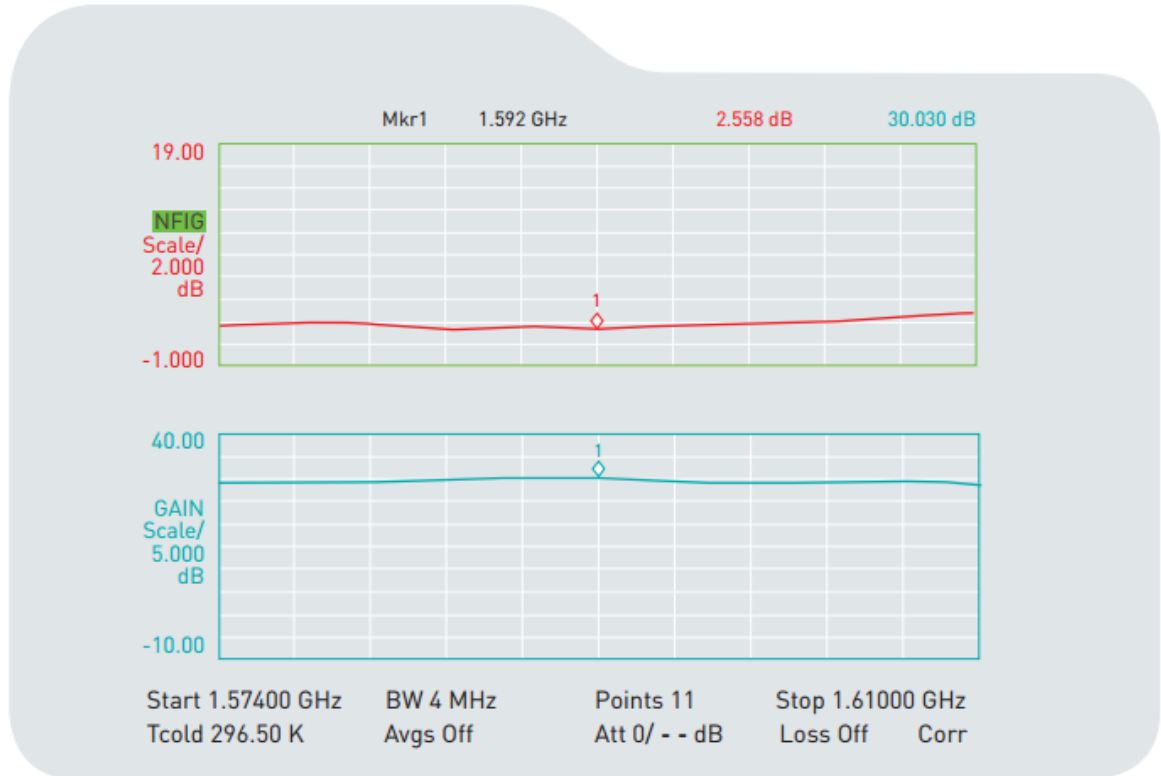
Pattern	Model No.	Test Mode	Freq (MHz)	Max Gain(dBi)	Min Gain(dBi)	Avg. Gain(dBi)	Source Polar.
1	AA.162.301111	YZ	1602.00	0.49 / 359.00	-10.13 / 120.00	-3.46	V+H

6. LNA Gain and Output Band Rejection @3.0V

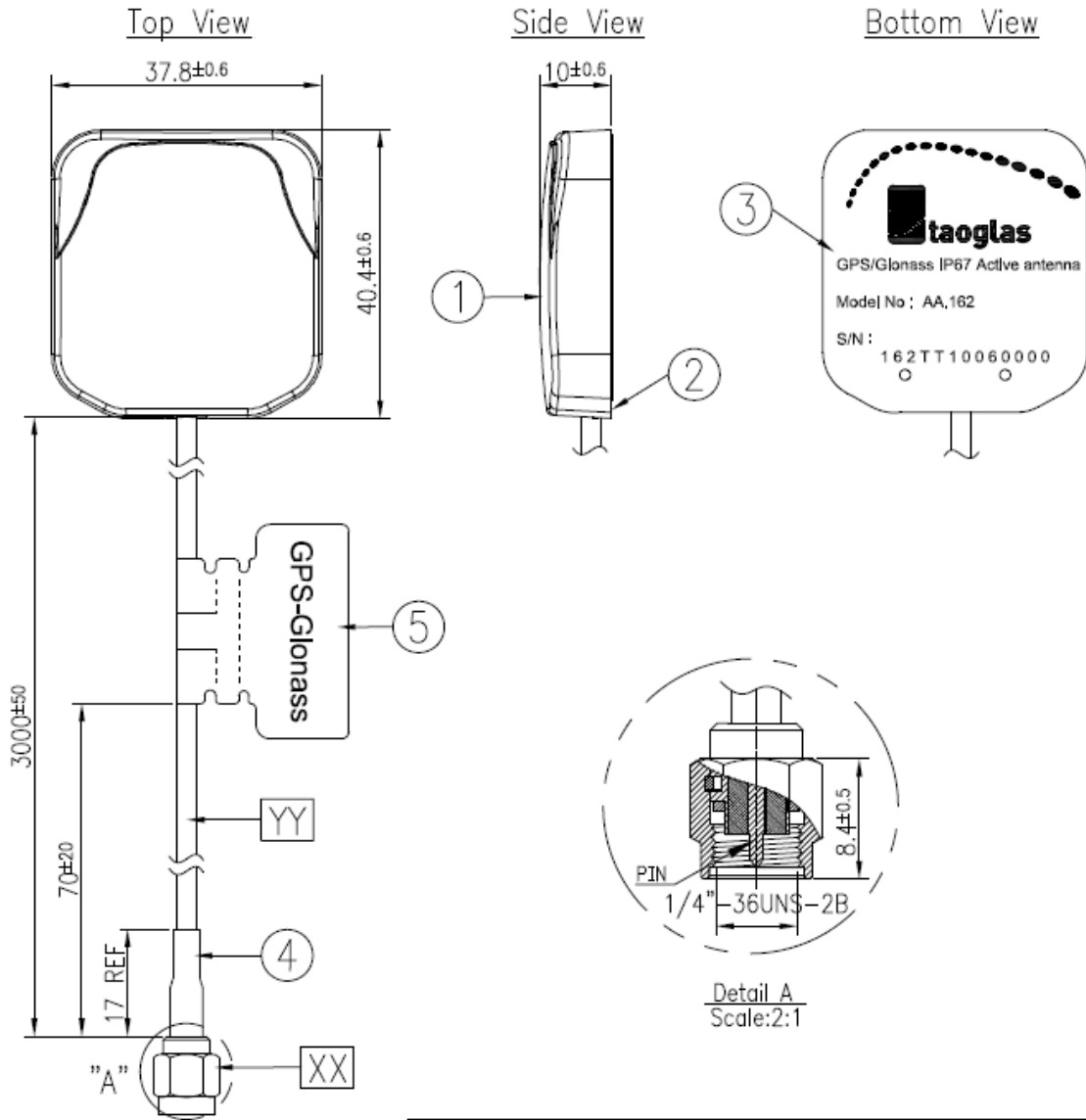


Ch1 Tr1 S21	1	1.5740000 GHz	28.186	dB
Ch1 Tr1 S21	>2	1.6100000 GHz	27.949	dB
Ch1 Tr1 S21	3	1.5920000 GHz	29.044	dB
Ch1 Tr1 S21	4	1.5420000 GHz	9.0245	dB
Ch1 Tr1 S21	5	1.6420000 GHz	-10.035	dB
Ch1 Tr1 S21	6	1.4920000 GHz	4.4105	dB
Ch1 Tr1 S21	7	1.6920000 GHz	-14.431	dB
Ch1 Tr2 S21	1	1.5740000 GHz	1.0816	
Ch1 Tr2 S21	2	1.6100000 GHz	1.1855	
Ch1 Tr2 S21	3	1.5920000 GHz	1.2488	
Ch1 Tr2 S21	4	1.5420000 GHz	1.3486	

7. LNA Noise Figure @3.0V



8. Drawing



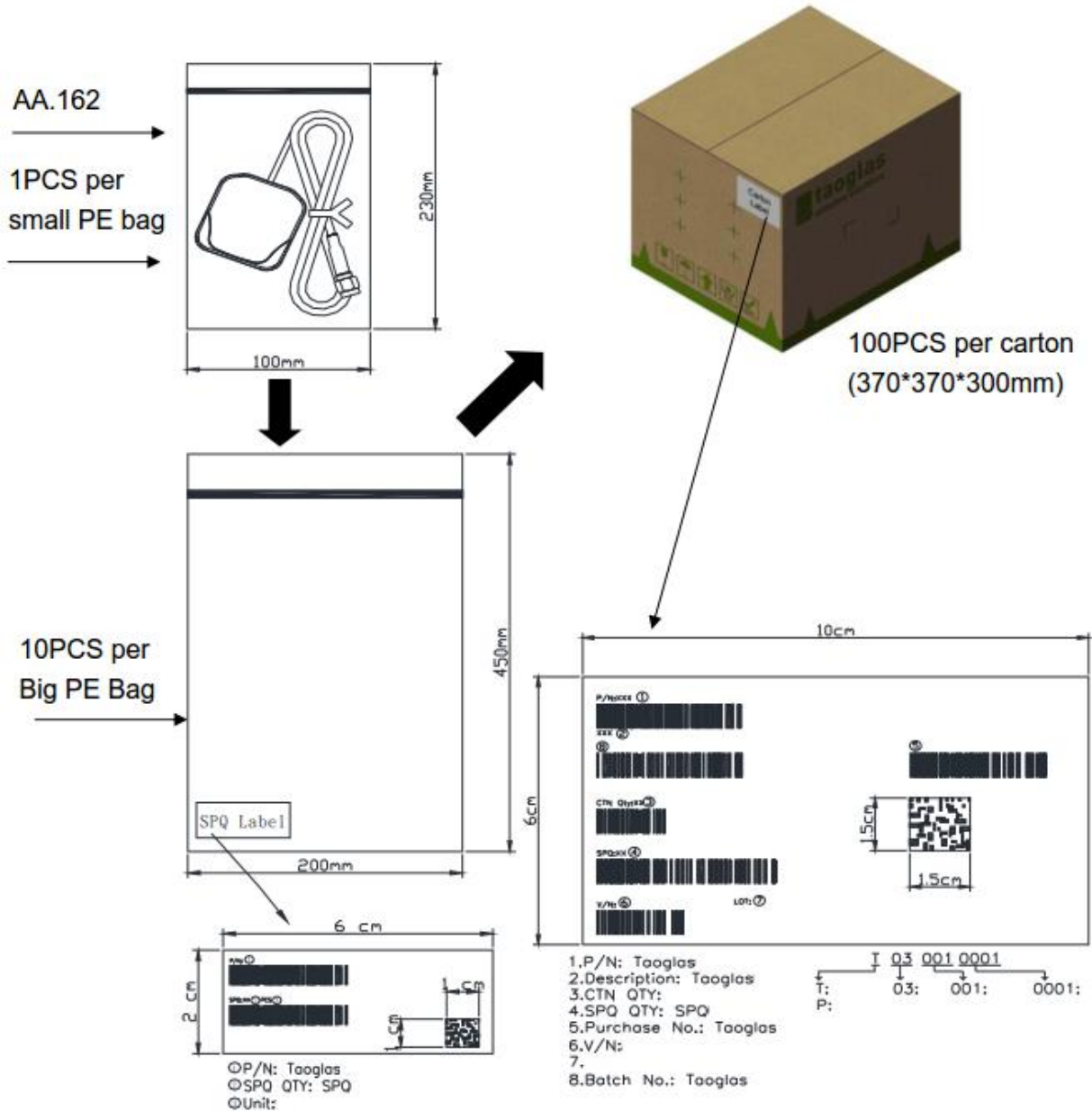
NOTES:

1. All Material Must Be RoHS Compliant.

	Name	P/N	Material	Finish	QTY
1	Housing Top	000116K000000A	ABS	Black	1
2	Housing Bottom	000116K010000A	ABS	Black	1
3	Sticker	001016K000000A	Gloss Silver PET	Silver	1
4	Heat Shrink Tube	001315C020000A	PE	Black	1
5	GPS-Glonass Label	001012K010051A	PEPA	Orange	1

	Name	P/N	Spec	Finish	QTY
XX	Connector Type	200216D00009BA	SMA(M)ST	Au Plated	1
YY	Cable Type	301315C000000A	RG-174	Black	1

9. Packaging



Taoglas makes no warranties based on the accuracy or completeness of the contents of this document and reserves the right to make changes to specifications and product descriptions at any time without notice. Taoglas reserves all rights to this document and the information contained herein.

Reproduction, use or disclosure to third parties without express permission is strictly prohibited.

Copyright © Taoglas Ltd.