

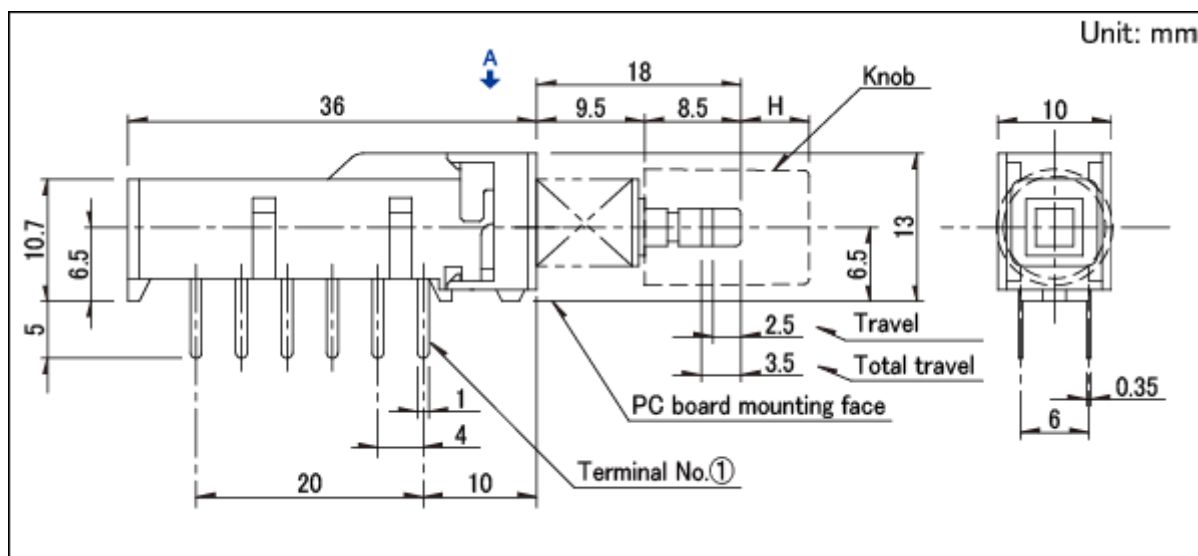


## 2.5mm-travel Large-sized Horizontal Type SPUN Series

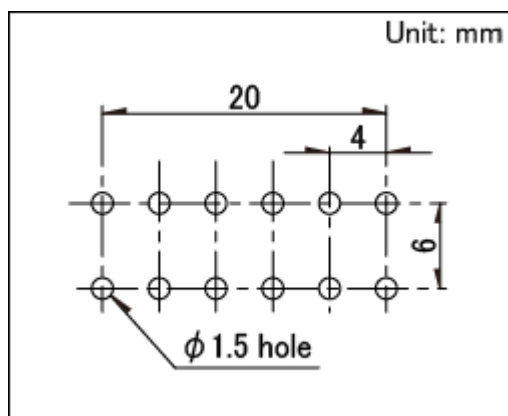
Changeover timing		Non shorting	
Travel		2.5mm	
Total travel		3.5mm	
Rating		Standard	
Operating force		2.5±1N	
Mounting method		PC board	
Poles		4	
Operation		Latching	
Terminal type		Straight	
Operating temperature range		-10°C to +60°C	
Rating (max.)/(min.) (Resistive load)		0.1A 30V DC/50μA 3V DC	
Electrical performance	Contact resistance (Initial performance/After lifetime)		20mΩ max./40mΩ max.
	Insulation resistance		100MΩ min. 500V DC
	Voltage proof		500V AC for 1 minute
Mechanical performance	Terminal strength		5N for 1 minute
	Actuator strength	Operating direction	50N
		Pulling direction	50N
Durability	Operating life without load		30,000 cycles 40mΩ max.
	Operating life with load (at max. rated load)		10,000 cycles 40mΩ max.
Environmental performance	Cold		-20°C 96h
	Dry heat		85°C 96h
	Damp heat		40°C, 90 to 95%RH 96h

Minimum order unit (pcs.)	Japan	140
	Export	700

## Dimensions

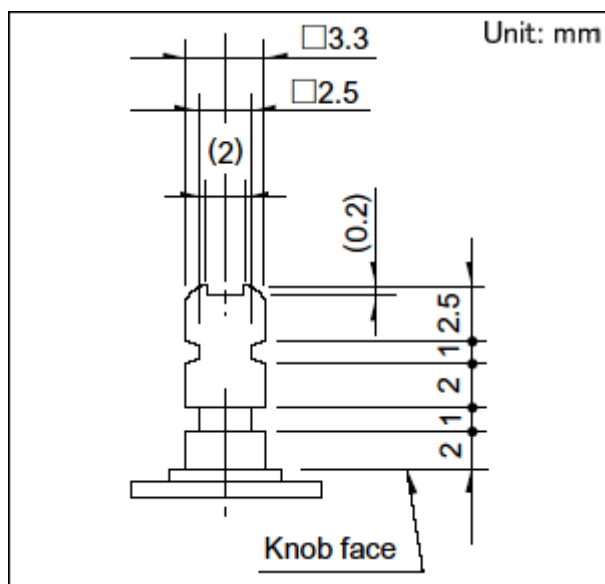


## Mounting Hole Dimensions

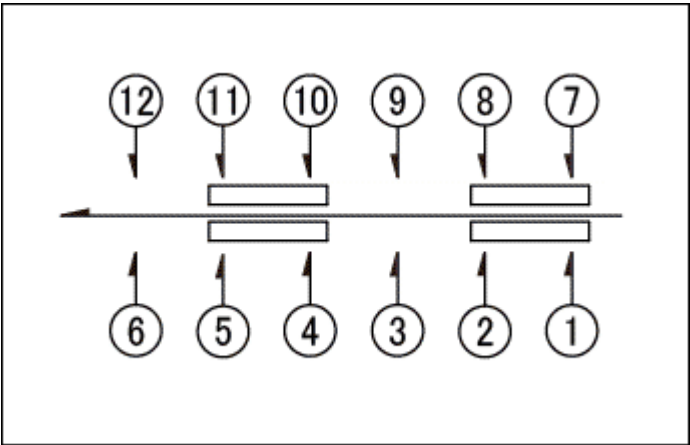


Viewed from direction A in the dimensions.

## Actuator Configuration at Front Edge



Circuit Diagram



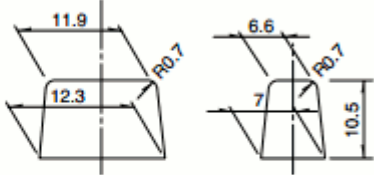
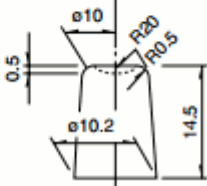
Packing Specifications

<b>Bulk</b>		
Number of packages (pcs.)	1 case / Japan	140
	1 case / export packing	700
Export package measurements (mm)		
		400×270×290

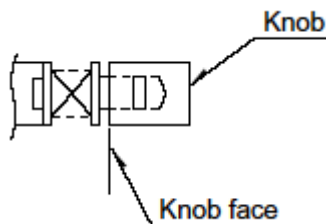
Soldering Conditions

<b>Reference for Dip Soldering</b>		
Items	Preheating temperature	100℃ max.
	Preheating time	60s max.
Dip soldering	Soldering temperature	260±5℃
	Duration of immersion	10±1s
<b>Reference for Hand Soldering</b>		
Soldering temperature		350±5℃
Soldering time		3+1/0s

Products Line of Knob

Knob outline drawing	Model	Knob attachment height (H)
<b>Square knob</b>  Color:Black	<b>UE201011</b>	<b>(2)</b>
<b>Round knob</b>  Color:Black	<b>UE200011</b>	<b>(6)</b>

We recommend the use of adhesive to secure the knob when mounting onto switches.



Notes are common to this series/models.

1. This site catalog shows only outline specifications. When using the products, please obtain formal specifications for supply.
2. Please place purchase orders per minimum order unit (integer).
3. Products other than those listed in the above chart are also available. Please contact us for details.