

22MM PLASTIC ROUND ACTUATOR: RONIS LOCK WITH 2 KEYS  
 3 SWITCH POSITIONS I-O-II MAINTAINED CONTACT LOCK  
 NUMBER SB 30, REMOVE I+O+II WITH HOLDER POSSIBLE  
 SPECIAL LOCKS FOR RONIS KEYSWITCHES: SB31, 455, 421 !!!  
 Phased-out product !!! SIRIUS ACT 3SU1 is suc Preferred successor  
 ty >>3SU1000-4BL11-0AA0 + 3SU1500-0AA10-0AA0<<

Design of the product	Single device round
<b>Enclosure</b>	
Number of command points	1
<b>Actuator</b>	
Design of the operating mechanism	Key-operated switch
Manner of function of the actuating element	Latching
Product extension optional Light source	No
Color	
• of the actuating element	Silver
Material of the actuating element	metal
Outer diameter of the actuating element	28.5 mm
Type of unlocking device	key unlatching
Number of switching positions	3
Switch position for key distraction	I+O+II
Actuating angle	
• clockwise	50°
• anticlockwise	50°
Lock make	RONIS

Front ring	
Product component front ring	Yes
Design of the front ring	Standard
Material of the front ring	plastic
Color of the front ring	black

Holder	
Material of the holder	Plastic






General technical data	
<b>Product function</b>	
• EMERGENCY OFF function	No
• EMERGENCY STOP function	No
<b>Protection class IP</b>	IP66
<b>Vibration resistance</b>	
• acc. to IEC 60068-2-6	20 ... 200 Hz: 5g
<b>Operating frequency maximum</b>	1 000 1/h
<b>Mechanical service life (switching cycles)</b>	
• typical	300 000
<b>Reference code acc. to DIN 40719 extended according to IEC 204-2 acc. to IEC 750</b>	S




Connections/Terminals	
<b>Tightening torque of the screws in the bracket</b>	1 ... 1.2 N·m

Ambient conditions	
<b>Ambient temperature</b>	
• during operation	-25 ... +70 °C
• during storage	-40 ... +80 °C
Environmental category during operation acc. to IEC 60721	3K6

Installation/ mounting/ dimensions	
<b>Mounting type</b>	front mounting
<b>Shape of the installation opening</b>	round
<b>Mounting diameter</b>	22 mm
<b>Mounting height</b>	44 mm
<b>Installation width</b>	28.5 mm
<b>Installation depth</b>	29 mm

Certificates/approvals	
------------------------	--

General Product Approval			Declaration of Conformity	Test Certificates	Marine / Shipping
 CSA	 UL		 EG-Konf.	<a href="#">Special Test Certificate</a>	 ABS

Marine / Shipping			other		
 LRS	 PRS	 RINA	<a href="#">Environmental Confirmations</a>	<a href="#">Confirmation</a>	<a href="#">Miscellaneous</a>

### Further information

**Information- and Downloadcenter (Catalogs, Brochures,...)**

<http://www.siemens.com/industrial-controls/catalogs>

**Industry Mall (Online ordering system)**

<https://mall.industry.siemens.com/mall/en/en/Catalog/product?mlfb=3SB3000-4DD11>

**Cax online generator**

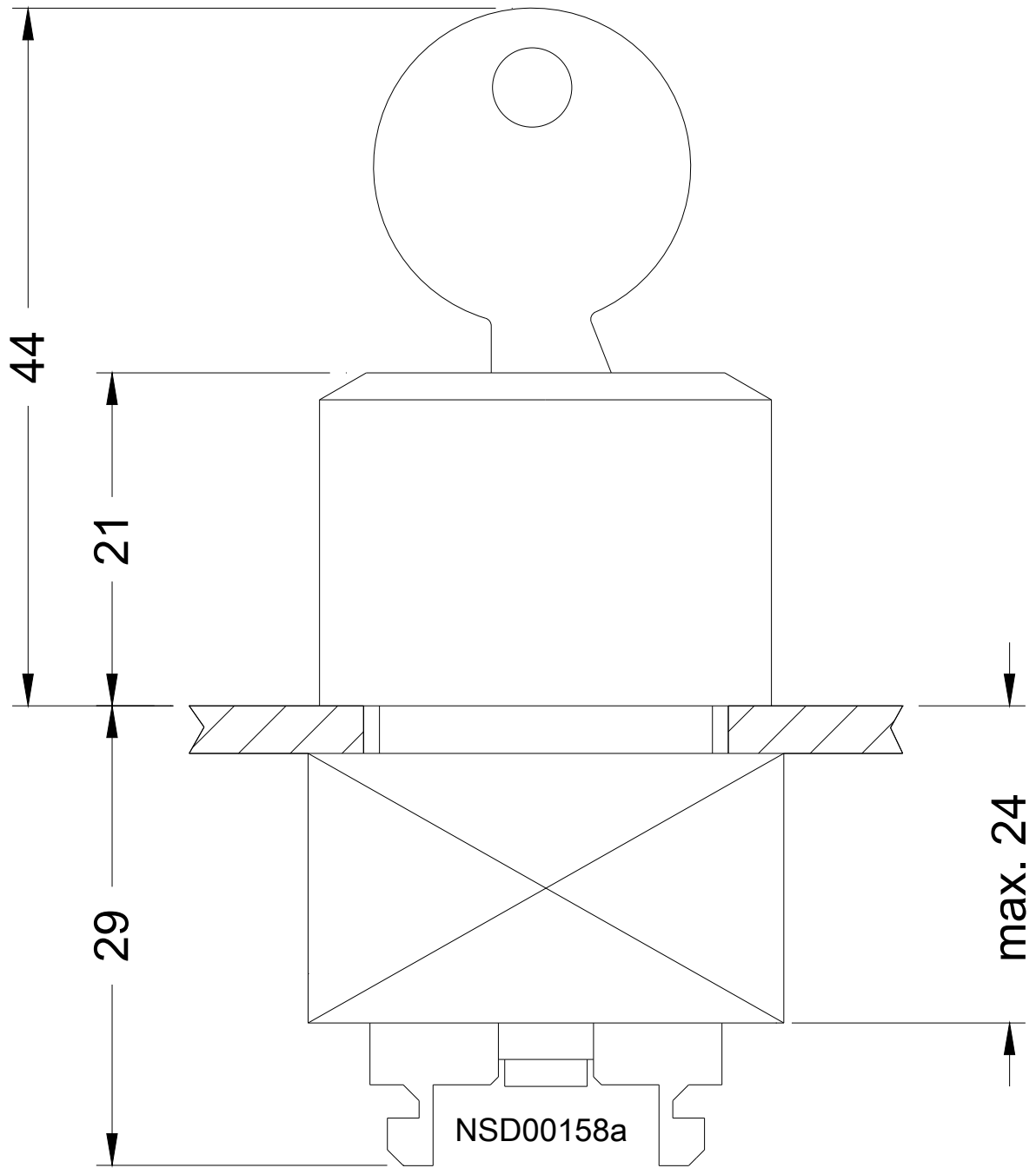
<http://support.automation.siemens.com/WW/CAXorder/default.aspx?lang=en&mlfb=3SB3000-4DD11>

**Service&Support (Manuals, Certificates, Characteristics, FAQs,...)**

<https://support.industry.siemens.com/cs/ww/en/ps/3SB3000-4DD11>

**Image database (product images, 2D dimension drawings, 3D models, device circuit diagrams, EPLAN macros, ...)**

[http://www.automation.siemens.com/bilddb/cax\\_de.aspx?mlfb=3SB3000-4DD11&lang=en](http://www.automation.siemens.com/bilddb/cax_de.aspx?mlfb=3SB3000-4DD11&lang=en)



last modified:

10/01/2018