

# PRODUCT DATASHEET

## DL SLIM SQ 210 18 W 4000 K WT

DOWNLIGHT SLIM SQUARE | Flat downlights with integrated driver, square shape



---

### AREAS OF APPLICATION

- Direct replacement for luminaires with compact fluorescent lamps
- General illumination
- Public areas
- Stairways
- Corridors
- Foyers
- Shops

---

### PRODUCT BENEFITS

- Very slim housing
- Low installation depth
- High luminous efficacy
- Energy savings up to 60 % (compared to luminaires that use CFL lamps)
- Very homogenous light
- Functional design
- Easy installation with fast connection
- Simple installation thanks to integrated driver

---

### PRODUCT FEATURES

- Small visible bezel
- Connector box with push wire terminal for tool-free connection
- Light guide made of non-yellowing PMMA for long lifetime



**TECHNICAL DATA**

Electrical data

Nominal wattage	18.00 W
Operating mode	Electronic control gear (ECG)
Nominal voltage	220...240 V
Power factor $\lambda$	0.50
Mains frequency	50/60 Hz

Luminaire control gear data

Output current	295 mA
ECG - Output ripple current	<6.5 %

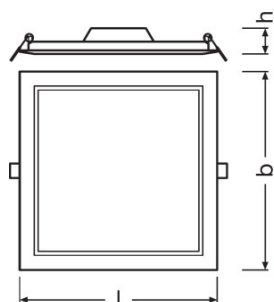
Photometrical data

Color temperature	4000 K
Luminous flux	1530 lm
Luminous efficacy	85 lm/W
Standard deviation of color matching	<6 sdc <sub>m</sub>
Light color (designation)	Cool White
Color rendering index Ra	>80

Light technical data

Beam angle	120 °
------------	-------

Dimensions & weight



Length	225.0 mm
Width	225.0 mm
Height	30.0 mm
Product weight	527.00 g
Mounting length	210.0 mm

<b>Mounting width</b>	210.0 mm
-----------------------	----------

### Colors & materials

<b>Body material</b>	Polycarbonate (PC)
<b>Housing color</b>	White
<b>Product color</b>	White

### Temperatures & operating conditions

<b>Ambient temperature range</b>	-20...50 °C
----------------------------------	-------------

### Lifespan

<b>Lifespan L70 at 25 °C</b>	30000 h
<b>Number of switching cycles</b>	50000

### Additional product data

<b>Mounting type</b>	Recessed
<b>Mounting location</b>	Ceiling / Wall

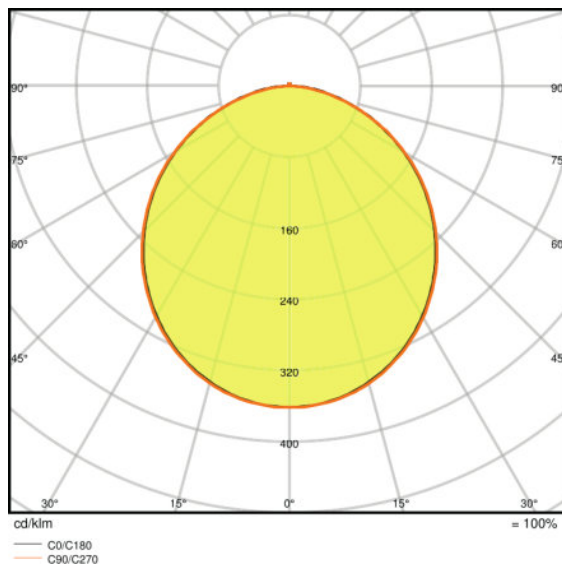
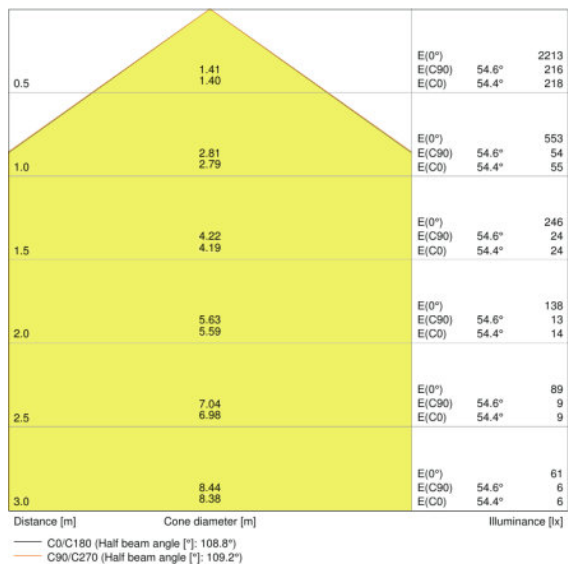
### Capabilities

<b>Dimmable</b>	No
<b>Type of connection</b>	Push button terminal, 2-pole
<b>LED module replaceable</b>	Not replaceable

### Certificates & standards

<b>Protection class IK (shock resistance)</b>	IK03
<b>Glow Wire Test according to IEC 695-2-1</b>	650 °C
<b>Photobiological safety group</b>	RG 0
<b>Protection class</b>	II
<b>Type of protection</b>	IP20
<b>Standards</b>	CE/CB/EAC

Light Distribution



LDC typ cone

LDC typ polar

EQUIPMENT / ACCESSORIES

- Surface mounting frames available as accessories

LOGISTICAL DATA

Product code	Product description	Packaging unit (Pieces/Unit)	Dimensions (length x width x height)	Volume	Gross weight
4058075079359	DL SLIM SQ 210 18 W 4000 K WT	Shipping carton box 6	290 mm x 270 mm x 250 mm	19.58 dm <sup>3</sup>	3991.00 g

The mentioned product code describes the smallest quantity unit which can be ordered. One shipping unit can contain one or more single products. When placing an order, for the quantity please enter single or multiples of a shipping unit.

REFERENCES / LINKS

For Guarantee see  
 ▶ [www.ledvance.com/guarantee](http://www.ledvance.com/guarantee)

DISCLAIMER

Subject to change without notice. Errors and omission excepted. Always make sure to use the most recent release.