



# LINEAR FLEX BASIC ML

## LFBML-MW800800-24V-12D83-20



### PRODUCT DESCRIPTION

- Voltage-based, flexible LED module
- Ideal for versatile decorative and accented lighting purposes
- Suitable for use where moderate lighting levels are required
- Very high light quality and colour consistency (MacAdam 3)
- Dynamic white light setting from 2700 K to 6000 K
- Service life of >36.000 hours / L70B10
- Double layer circuit board with optimised thermal management
- Fixed using self-adhesive 3M adhesive tape

### TECHNICAL DATA/OVERVIEW

<b>Operating voltage</b>	24 VDC
<b>Nominal capacity / m</b>	19,2 W
<b>Nominal capacity / segment</b>	0,96 W
<b>LED type</b>	SMD 3528
<b>LED spacing</b>	8,3 mm
<b>LED quantity / m</b>	240
<b>Cut size</b>	50 mm / 12 LED
<b>Dimensions (l x w x h)</b>	5000 x 15 x 2 mm
<b>Service life</b>	>36.000 h / L70
<b>Tc point temperature</b>	Tc max. +70 °C
<b>Ambient temperature</b>	-25 ... +50 °C
<b>ESD classification</b>	Testing severity level 1



### CONNECTION-RELATED INFORMATION

<b>Pad dimensions (l x w)</b>	2 x 2 mm
<b>Quantity of pads</b>	3
<b>Max. wire cross section</b>	0,75 mm <sup>2</sup>
<b>Max. assembly length [m]</b>	5



### FULFILLMENT OF STANDARDS

EN 62031:2015	2011/65/EU	referring to
EN 62471:2009	2009/125/EU	IEC 62717



# LINEAR FLEX BASIC ML

## LFBML-MW800800-24V-12D83-20



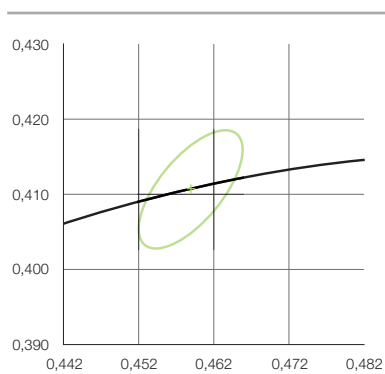
### SPECIFIC DATA OVERVIEW

Item no.	Light colour	Nominal colour temp.	Typical lumen / m	Tolerance	Operating voltage
9009093	warm white	2700 K	625 lm	3 SDCM	24 VDC
	cool white	6000 K	656 lm	3 SDCM	24 VDC

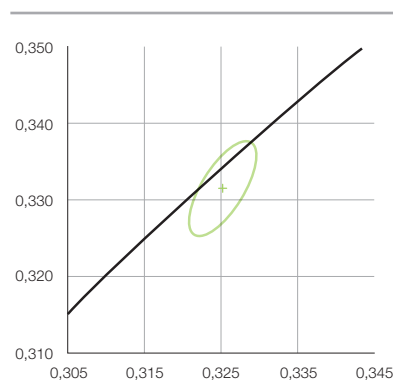
### PHOTOMETRIC DATA

Item no.	Nominal colour temperature	Colour temperature	Colour location coordinates (x,y)	Typical luminous flux / m	Luminous flux tolerance	CRI (Ra)	Beam angle
9009093	2700 K	2710 K	0,4590 / 0,4107	625 lm	± 29 %	≥ 80	120°
	6000 K	5852 K	0,3251 / 0,3314	656 lm	± 29 %	≥ 80	120°

#### 2700 K



#### 6000 K





# LINEAR FLEX BASIC ML

## LFBML-MW800800-24V-12D83-20



### ELECTRICAL DATA

Item no.	Nominal voltage	Typical capacity / m	Typical current / m	Current tolerance	Energy classification
9009093	24 VDC	9,1 W	0,38 A	± 19 %	A
	24 VDC	9,1 W	0,38 A	± 19 %	

### THERMAL DATA

Item no.	Service life	Rated service life	tc rated	tp rated	Ambient temperature	Storage temperature
9009093	>36.000 h	L70 B10	70 °C	65° C	-25 ... +50 °C	-20 ... +65 °C

### FURTHER INFORMATION

Item no.	Max. feed-in length	Max. bending radius	IP rating	Water protection	Fixture
9009093	5000 mm	30 mm	IP 00	—	self-adhesive

### PRODUCT KEY DESCRIPTION

LFBML	SW800	24V	5S100	20
category	photometrical Code	voltage- / current-based	layout code	protection class



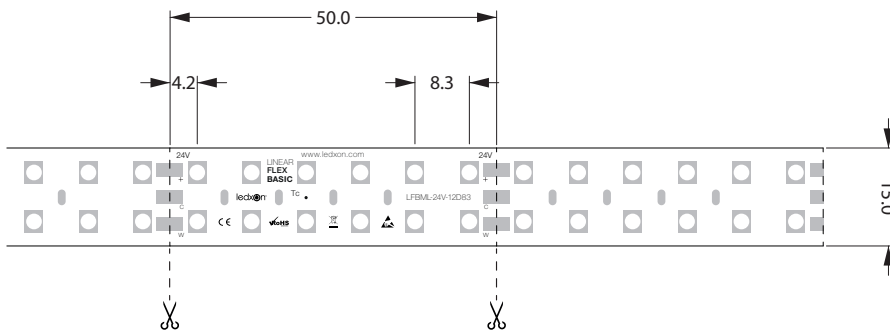
# LINEAR FLEX BASIC ML

## LFBML-MW800800-24V-12D83-20



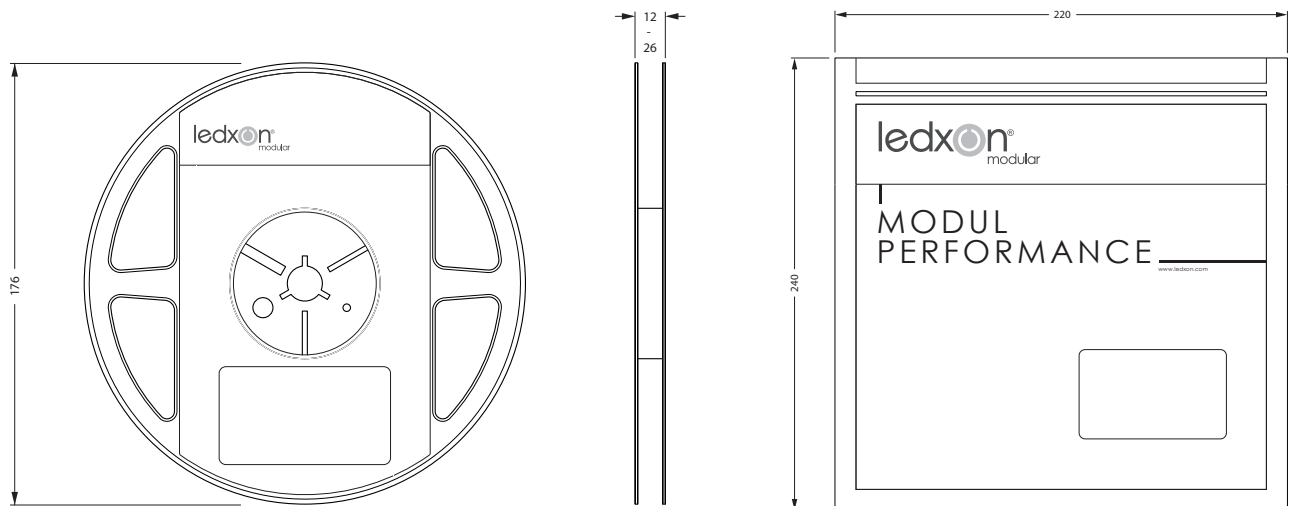
### DIMENSIONS

Item no.	Length	Width	Height	Cut size	LED / cut size	LED / m	LED spacing
9009093	5000 mm	15 mm	2 mm	50 mm	12 pcs.	240 pcs.	8,3 mm



### ORDER INFORMATION

Item no.	Item description	Packaging unit (PU)	Ordering unit (OU)	Weight gross / PU	Dimensions / PU length x width x height
9009093	LFBML-MW827860-24V-12D83-20	1 roll = 5 m	1 metre	186 g	240 mm x 220 mm x 19,5 mm





# LINEAR FLEX BASIC ML

## LFBML-MW800800-24V-12D83-20



### INFORMATION ON SERVICE LIFE

---

The maximum Tc/Tp temperature is a crucial factor for the service life information relating to ledxon LED modules.

If the permitted limits are exceeded, this shall significantly reduce the service life and may even result in the destruction of the modules.

The expected service life of >36,000 hours represents a purely statistical parameter. (L70/B10 at Tp = 65°C)

For optimum operation of ledxon LED modules, we recommend installation only on rigid and stationary surfaces.

The heatsink must provide for sufficient heat dissipation such that the maximum permitted temperature is not exceeded at the Tc point.

The temperatures at the Tc point must be measured in accordance with the specifications stated in EN 60598-1.

### INFORMATION ON PHOTOMETRIC AND ELECTRICAL DATA

---

Capacity coordinates and tolerances in accordance with CIE 1931

Measurement environment temperature: ta = 25°

Measurement tolerance for colour coordinates (x / y) +/- 0.005

The maximum permitted operating voltage must not be exceeded. Otherwise a reduction in service life or a failure may occur.

All ledxon LED modules can be dimmed using PWM (pulse width modulation).

### SAFETY AND INSTALLATION INFORMATION

---

When installing flexible LED modules, the maximum permitted bend radius must not be fallen short of.

Bending these modules laterally results in damage to the printed circuit board.

In order to ensure optimum adherence for the double-sided 3M adhesive tape, ledxon recommends installing the modules only on dry, clean surfaces that are free of grease, oil and silicone. ledxon does not accept any liability for the correct adhesion of the LED modules.

When installing ledxon LED modules, standard ESD safety precautions must be complied with.

ledxon flexible LED modules are delivered without cabling. These modules are electrified by soldering leads onto

the soldering pads provided. The maximum permitted cable cross-section must be observed in this process. Here, the soldering

temperature of 270°C for a maximum of 10 seconds must not be exceeded. ledxon modules that are equipped with LED types SMD

5050 and 5630 are subject to photobiological risk group 1.