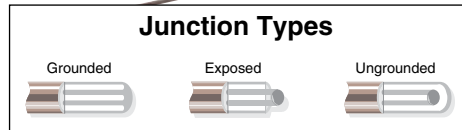



# Quick Disconnect Thermocouples with Removable Miniature Connectors

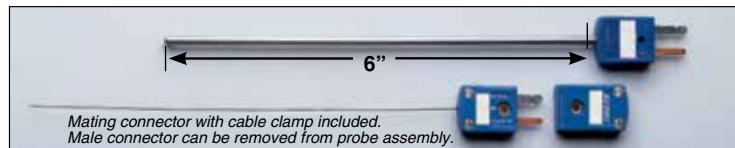
## Standard Dimensions

- ✓ Glass Filled Nylon Connector Body Rated to 220°C (425°F)
- ✓ 304, 310, 316, 321 SS, Inconel, or Super OMEGACLAD™ XL Sheath
- ✓ Standard 6 and 12" Lengths Available
- ✓ Sheath Diameters from 0.010 to 0.125"
- ✓ Grounded, Ungrounded, or Exposed Junction
- ✓ Color-Coded SMP Miniature Connector Termination
- ✓ Mating Connector, Cable Clamp, and Locking Pin Sold Separately
- ✓ LCP and Ceramic Connectors Available
- ✓ Custom Length Available
- ✓ Cal-5 Available



ANSI color code shown  
To order IEC color code visit us online

Available! XL Sheaths for Highest Temperatures. Greatest Stability in Type K and Type N



### Thermocouple Assemblies with Subminiature Connector

Alloy/ANSI Color Code	Sheath Dia. inches	Model No. 6" Length	Model No. 12" Length	Sold Separately		
				Mating Connector PN	Cable Clamp PN	Safety Clip PN
Iron-Constantan 304 SS Sheath <b>J</b>	0.010	SICSS-010(*)-6	SICSS-010(*)-12	SMPW-[**]-F	PCLM-SMP	SMCL
	0.020	SICSS-020(*)-6	SICSS-020(*)-12			
	0.032	SICSS-032(*)-6	SICSS-040(*)-12			
	0.062	SICSS-062(*)-6	SICSS-062(*)-12			
	0.125	SICSS-125(*)-6	SICSS-125(*)-12			
CHROMEGLA™-ALOMEGA™ 304 SS Sheath <b>K</b>	0.010	SCASS-010(*)-6	SCASS-010(*)-12			
	0.020	SCASS-020(*)-6	SCASS-020(*)-12			
	0.032	SCASS-032(*)-6	SCASS-032(*)-12			
	0.040	SCASS-040(*)-6	SCASS-040(*)-12			
	0.062	SCASS-062(*)-6	SCASS-062(*)-12			
CHROMEGLA™-ALOMEGA™ Super OMEGA-CLAD™ XL Sheath <b>K</b>	0.010	SCAXL-010(*)-6	SCAXL-010(*)-12			
	0.020	SCAXL-020(*)-6	SCAXL-020(*)-12			
	0.032	SCAXL-032(*)-6	SCAXL-032(*)-12			
	0.040	SCAXL-040(*)-6	SCAXL-040(*)-12			
	0.062	SCAXL-062(*)-6	SCAXL-062(*)-12			
OMEGA-P™ -OMEGA-N™ Super OMEGA-CLAD™ XL Sheath <b>N</b>	0.020	SNNXL-020(*)-6	SNNXL-020(*)-12			
	0.032	SNNXL-032(*)-6	SNNXL-032(*)-12			
	0.040	SNNXL-040(*)-6	SNNXL-040(*)-12			
	0.062	SNNXL-062(*)-6	SNNXL-062(*)-12			
	0.125	SNNXL-125(*)-6	SNNXL-125(*)-12			
CHROMEGLA™-Constantan 304 SS Sheath <b>E</b>	0.010	SCXSS-010(*)-6	SCXSS-010(*)-12			
	0.020	SCXSS-020(*)-6	SCXSS-020(*)-12			
	0.032	SCXSS-032(*)-6	SCXSS-032(*)-12			
	0.040	SCXSS-040(*)-6	SCXSS-040(*)-12			
	0.062	SCXSS-062(*)-6	SCXSS-062(*)-12			
Copper-Constantan 304 SS Sheath <b>T</b>	0.020	SCPSS-020(*)-6	SCPSS-020(*)-12			
	0.032	SCPSS-032(*)-6	SCPSS-032(*)-12			
	0.040	SCPSS-040(*)-6	SCPSS-040(*)-12			
	0.062	SCPSS-062(*)-6	SCPSS-062(*)-12			
	0.125	SCPSS-125(*)-6	SCPSS-125(*)-12			

Note: Each probe includes mating connector and cable clamp. Other lengths available, consult Sales Department.

\* Specify junction type: "G" (Grounded), "E" (Exposed), or "U" (Ungrounded). \*\* Specify calibration.

To order with Inconel sheath, (except 0.010 Dia. Type J and T probes), change "SS" in model number to "IN", no additional cost.

To order with 310, 316, or 321 SS sheath, change "SS" in model number to "310SS", "316SS", or "321SS", respectively, no additional cost.

To order Super OMEGACLAD™ XL (for highest temperature and stability rating in Type K and Type N), change "SS" in model number to "XL".

Ordering Examples: SCAIN-125G-6, subminiature quick-disconnect probe, Type K, 0.125" OD, Inconel sheath, 6" length, grounded junction.

SCA321SS-062U-6, subminiature quick disconnect probe, Type K, 321 stainless steel sheath, 0.062" O.D., ungrounded junction, 6" long.

SCAXL-125G-6, subminiature quick-disconnect probe, Type K, CHROMEGLA™-ALOMEGA™, Super OMEGACLAD™ XL sheath, 0.125" OD, grounded junction, 6" length,