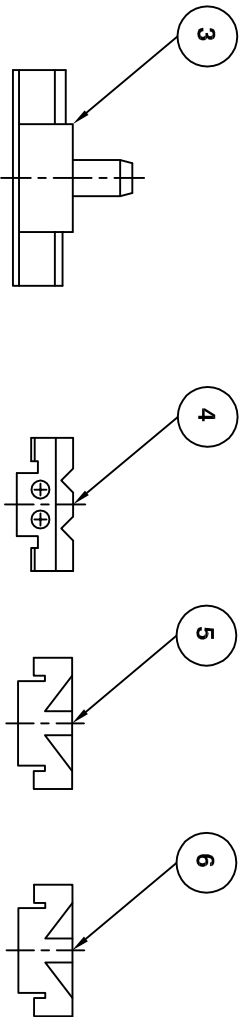
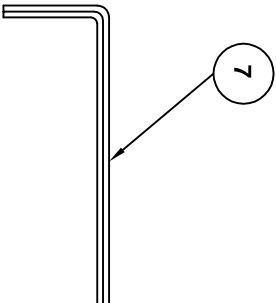
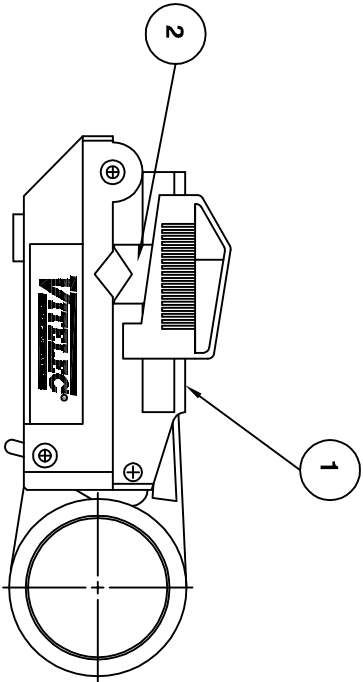



PART
1 Cable Stripper
2 Alternative "V" Block (Blue)
3 Set Up Gauge
4 Alternative "V" Block (White)
5 Alternative "V" Block (Yellow)
6 Alternative "V" Block (Red)
7 Allen Key

Recommended Slide Progressions			
COAX	V-block	Slide Progression	
1 RG58	Blue	3,2,1	
2 RG59, 62	Blue	5,4,3	
3 RG174, 188, 316	White	4,3	
4 RG6	Yellow	5,4,3	
5 Bellden 8281	Yellow	5,4	
6 RG195, 180	Red	4,3,2	



NOTE:
 VX1000 is part number for the tool only without any cassette. Tool part number changes according to the type of cassette supplied and inserted in the tool.
 Example: VX1000 with C1301 cassette is VX1301.



EMERSON

Network Power

Connectivity Division

Station Road, Bordon,

Hampshire, GU35 0LG, England

Tel: +44 (0) 1420 488661

Fax: +44 (0) 1420 488014

SCALE: Not To Scale	DRAWN BY:	S Nash
DIMENSIONS: mm	CHECKED BY:	
TOLERANCES: ± 0.2mm unless otherwise stated	APPROVED BY:	
	DATE:	09 Jun 03

TITLE:		PART NUMBER:			
Cable stripping tool		VX1000			
		PAGE: 1 of 1			

CAD Issue	SN	2	09 Jun 03
First Issue	AT	1	03 Apr 97
DESCRIPTION OF REVISION	APPVD	ISS	DATE