

Strip Block for Snap-in Mounting with up to 6 IEC Appliance Outlets F

new



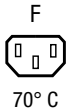
4751 with 2 ganged outlets in white



4751 with 4 ganged outlets in grey



4751 with 6 ganged outlets in black



See below:  
[Approvals and Compliances](#)

**Description**

- Panel mount
- Snap-in version from front side
- Strip block from 2 up to 6 outlets type F
- Bus bar for L/N/PE
- Solder pin or quick connect terminals 6.3 x 0.8 or 4.8 x 0.8 mm

**Unique Selling Proposition**

- Compact design
- Prewired blocks with 2, 4 or 6 outlets
- Cord retention for cordsets with V-Lock
- Color coding in black, grey or white

**Characteristics**

- Compact solution for intelligent PDU applications
- Suitable for use in equipment according to IEC/UL 60950

**Other versions on request**

- Other panel thicknesses: S = 1.0 - 3.0 mm
- Other terminals on request
- Individual live contact

**Weblinks**

[pdf data sheet](#), [html data sheet](#), [General Product Information](#), [Distributor-Stock-Check](#), [Accessories](#), [Detailed request for product](#), [Landing Page](#)

The integration of light pipes in the appliance outlet provides status indication in smart PDUs. See PDU Landing Page for more information.  
[Power Distribution Units](#)

**Technical Data**

|                                 |  |                         |  |
|---------------------------------|--|-------------------------|--|
| Ratings IEC                     | 10 A / 250VAC; 50Hz  | appliance inlet/-outlet | F acc. to IEC 60320-3  |
| Ratings UL/CSA                  | 15 A / 250VAC; 60Hz  |                         | UL 60320-1 CSA C22.2 no. 60320-1                                     |
| Dielectric Strength             | > 2.5kVAC between L-N<br>> 3kVAC between L/N-PE<br>(1 min/50Hz)    |                         | (for cold conditions) pin-temperature 70 °C, 10A, Protection Class I |
| Allowable Operation Temperature | -25 °C to 70 °C  |                         |  |
| IP-Protection                   | from front side IP20 acc. to IEC 60529                             |                         |  |
| Insulation cover                | Suitable for appliances with protection class I acc. to IEC 61140  |                         |  |
| Terminal                        | Solder pin or quick connect terminals<br>6.3 x 0.8 or 4.8 x 0.8 mm |                         |  |
| Panel Thickness S               | Snap-in 1.5 mm   |                         |  |
| Material: Housing               | PA6, black / grey / white, UL 94V-0                                |                         |  |

**Approvals and Compliances**

Detailed information on product approvals, code requirements, usage instructions and detailed test conditions can be looked up in [Details about Approvals](#)

SCHURTER products are designed for use in industrial environments. They have approvals from independent testing bodies according to national and international standards. Products with specific characteristics and requirements such as required in the automotive sector according to IATF 16949, medical technology according to ISO 13485 or in the aerospace industry can be offered exclusively with customer-specific, individual agreements by SCHURTER.





**Approvals**

The approval mark is used by the testing authorities to certify compliance with the safety requirements placed on electronic products.  
 Approval Reference Type: 4751

| Approval Logo | Certificates                  | Certification Body | Description                              |
|---------------|-------------------------------|--------------------|--|
|               | <a href="#">VDE Approvals</a> | VDE                | Certificate Number: 40047870             |
|               | <a href="#">UL Approvals</a>  | UL                 | UL File Number: E103791                  |
|               | <a href="#">CCC Approvals</a> | CCC                | CCC Certificate Number: 2018180204005679 |

## Product standards

Product standards that are referenced

| Organization   | Design                | Standard              | Description   |
|--|-----------------------|-----------------------|---|
|  | Designed according to | IEC 60320-1           | Appliance couplers for household and similar general purposes         |
|  | Designed according to | IEC 60320-3           | Appliance couplers for household and similar general purposes         |
|  | Designed according to | UL 60320-1            | Standard for Attachment Plugs and Receptacles                         |
|  | Designed according to | CSA C22.2 no. 60320-1 | General Use Receptacles, Attachment Plugs, and Similar Wiring Devices |




## Application standards

Application standards where the product can be used

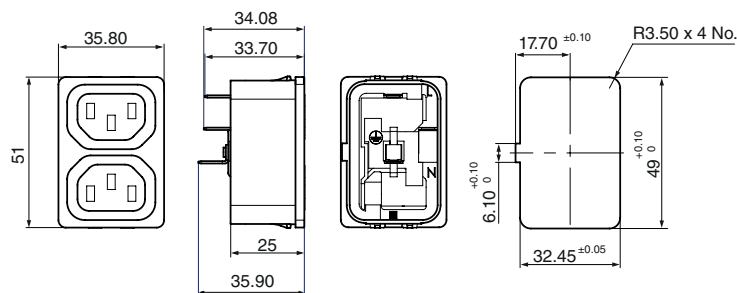
| Organization   | Design                         | Standard     | Description   |
|--|--------------------------------|--------------|---|
|  | Designed for applications acc. | IEC/UL 60950 | IEC 60950-1 includes the basic requirements for the safety of information technology equipment. |

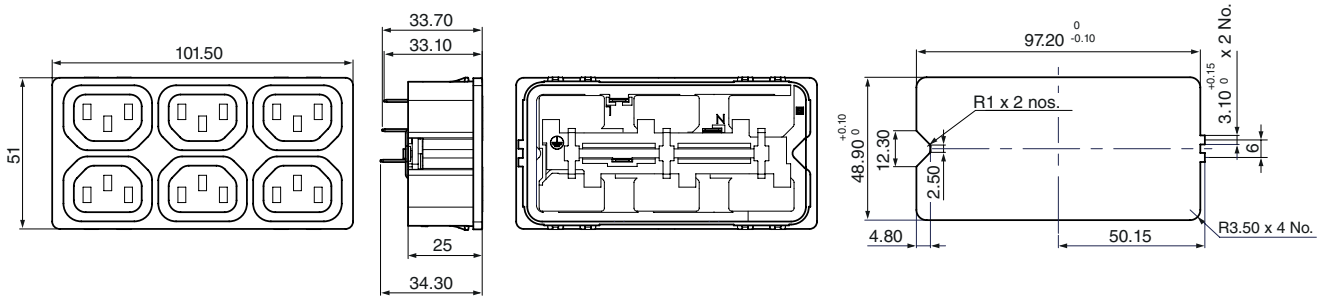
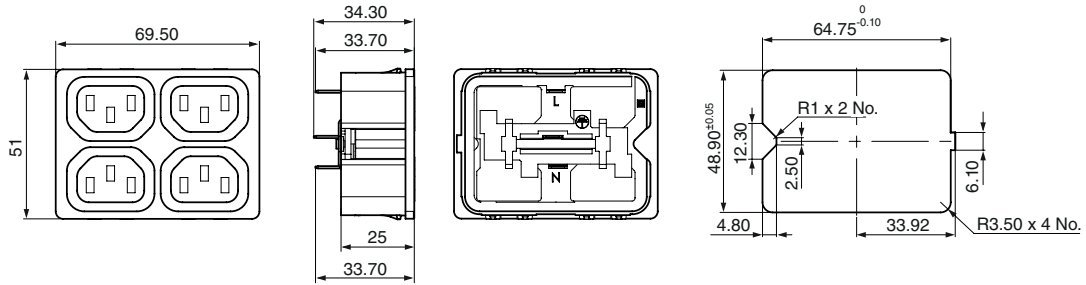
## Compliances

The product complies with following Guide Lines

| Identification   | Details    | Initiator   | Description   |
|--|------------|-------------|---|
|  | RoHS       | SCHURTER AG | EU Directive RoHS 2011/65/EU  |
|  | China RoHS | SCHURTER AG | The law SJ / T 11363-2006 (China RoHS) has been in force since 1 March 2007. It is similar to the EU directive RoHS.  |
|  | REACH      | SCHURTER AG | On 1 June 2007, Regulation (EC) No 1907/2006 on the Registration, Evaluation, Authorization and Restriction of Chemicals 1 (abbreviated as "REACH") entered into force. |

## Dimensions [mm]





### All Variants

| Panel Thickness [mm] | Connector | Terminal type                       | Color | Packaging unit | Order Number |
|----------------------|-----------|-------------------------------------|-------|----------------|--------------|
| 1.5                  | 2         | Quick connect terminal 6.3 x 0.8 mm | black | 120            | 3-103-835    |
| 1.5                  | 2         | Quick connect terminal 6.3 x 0.8 mm | grey  | 120            | 3-103-837    |
| 1.5                  | 2         | Quick connect terminal 6.3 x 0.8 mm | white | 120            | 3-103-838    |
| 1.5                  | 4         | Quick connect terminal 6.3 x 0.8 mm | black | 60             | 3-103-839    |
| 1.5                  | 4         | Quick connect terminal 6.3 x 0.8 mm | grey  | 60             | 3-103-840    |
| 1.5                  | 4         | Quick connect terminal 6.3 x 0.8 mm | white | 60             | 3-103-841    |
| 1.5                  | 6         | Quick connect terminal 6.3 x 0.8 mm | black | 30             | 3-103-872    |
| 1.5                  | 6         | Quick connect terminal 6.3 x 0.8 mm | grey  | 30             | 3-103-873    |
| 1.5                  | 6         | Quick connect terminal 6.3 x 0.8 mm | white | 30             | 3-103-874    |

Most Popular.

Availability for all products can be searched real-time: <https://www.schurter.com/en/Stock-Check/Stock-Check-SCHURTER>

Accessories

Description



**BC320**  
 Blind cover for appliance outlets

Mating Inlets/Plugs

Category / Description

[Plug Overview complete](#)



|  |      |
|--|------|
| 4732, Mounting: Power Cord, Plug: IEC E, Cable | 4732 |
| 4735, Mounting: Power Cord, Plug: IEC E, Cable | 4735 |
| 9009, Mounting: Plug: IEC E, Screw clamps      | 9009 |
| 4733, Mounting: Power Cord, Plug: IEC E, Cable | 4733 |
| 4736, Mounting: Power Cord, Plug: IEC E, Cable | 4736 |
| <a href="#">Plug further types to 4751</a>     | ...  |

Mating Inlets/Plugs shuttered

[Interconnection Cord Overview complete](#)



|  |           |
|--|-----------|
| VAC13KS, Interconnection, V-Lock cord retaining, 0.6 m, Connector IEC C13, H05VV-F3G0.75 / SVT 3x18 AWG, black | 3-100-354 |
| VAC13KS, Interconnection, V-Lock cord retaining, 1.2 m, Connector IEC C13, H05VV-F3G0.75 / SVT 3x18 AWG, black | 3-100-355 |
| VAC13KS, Interconnection, V-Lock cord retaining, 1.5 m, Connector IEC C13, H05VV-F3G0.75 / SVT 3x18 AWG, black | 3-100-356 |
| VAC13KS, Interconnection, V-Lock cord retaining, 3.0 m, Connector IEC C13, SVT 3x18 AWG, black                 | 3-100-361 |
| VAC13KS, Interconnection, V-Lock cord retaining, 1.8 m, Connector IEC C13, H05VV-F3G0.75 / SVT 3x18 AWG, black | 3-100-734 |
| <a href="#">Interconnection Cord further types to 4751</a>   | ...       |