

Datasheet

EV5-1855 IRS Power Hub (124412)

The EV5-1855 IRS Trunk Power Hub is designed to used as power injector where the system requires additional current to supply additional switches in the system.

The Trunk Power Hub provides a means of injecting 18VDC In two directions with DC isolation to prevent the two power supplies conflicting with each other.

- Connect EV5-034 to input B, Switch in position 2 allows voltage to pass up and down the system on the Horizontal trunk lines.
- Connect EV5-034 to input B, switch in position 1 or 2 switch Terrestrial line power on and bi-directional power on terrestrial trunk.
- Connect EV5-034 to input A and switch in position 1: allows voltage on all 4 trunk lines down only.
- Connect EV5-034 to input A and switch in position 2: allows voltage on V,Lo & V,Hi trunk lines down only.
- LED Power Indicator Green ON
- Short Circuit Protected LED turns RED auto reset
- Colour coded inputs / outputs
- Insertion Loss Sat / Terr <1.5dB
- Through Current 2 Amp
- Fully screened die-cast housing to reject interference
- 75 Ohm Impedance

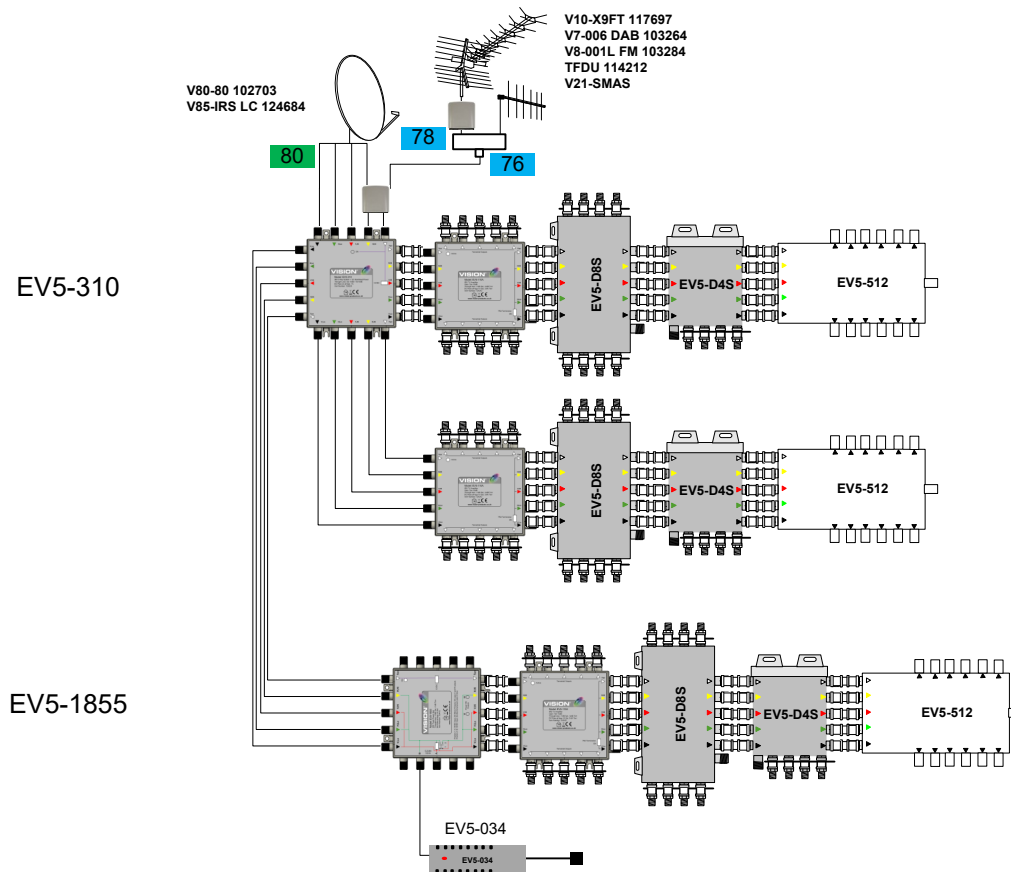


Model	EV5-1855 (124412)
Frequency Range SAT/TERR	88MHz – 2200MHz
Number of Inputs / Subscriber Outputs	8/8+DC 18V output
Insertion Loss SAT / Terr TV	<-1.5dB
Isolation between Ports	>30dB
Return Loss All ports	>12dB
Power ON	GREEN LED ON / RED Short circuit Protection with Auto reset
Impedance	75Ω
Connectors	F-Type (f) Earth Bar F-Type (f) Quick F (m)
Max DC Pass into the trunk	18VDC 2.0A
Operating Temperature	-20°C to +50°C
Dimension inc connectors (mm) / Weight	134 x 134x 30mm 472g

In the interests of continued product improvement and development we reserve the right to change specifications, design and dimensions without prior notice.
Details correct at date of publication E&OE ©2018 Vision Products (Europe) Ltd

Vision Products (Europe) Ltd, Redbourne Park, Liliput Road, Brackmills, Northampton NN4 7DT
Tel: 01604 662748 Fax: 01604 662746 Email: technical@vision-products.co.uk
Company Reg No: 5044512
www.vision-products.co.uk

36 Point dSCR Legacy system with additional TV point



Note* Input B, switch position 2 feeding up and down the H,Lo and H,Hi Trunk Lines– Masthead Line

In the interests of continued product improvement and development we reserve the right to change specifications, design and dimensions without prior notice.
Details correct at date of publication E&OE ©2018 Vision Products (Europe) Ltd

Vision Products (Europe) Ltd, Redbourne Park, Liliput Road, Brackmills, Northampton NN4 7DT
Tel: 01604 662748 Fax: 01604 662746 Email: technical@vision-products.co.uk
Company Reg No: 5044512
www.vision-products.co.uk

DC Voltage Routing

Fig 1: Input B Powering H,Lo & H,Hi, Switch Position 2
Powering H,Lo & H,Hi, through. Masthead Line Power switch **OFF**




Fig 2: Input B Powering H,Lo & H,Hi, Switch Position 2
Powering H,Lo & H,Hi, through. Masthead Line power switched **ON**




Fig 3: Terrestrial Short Circuit

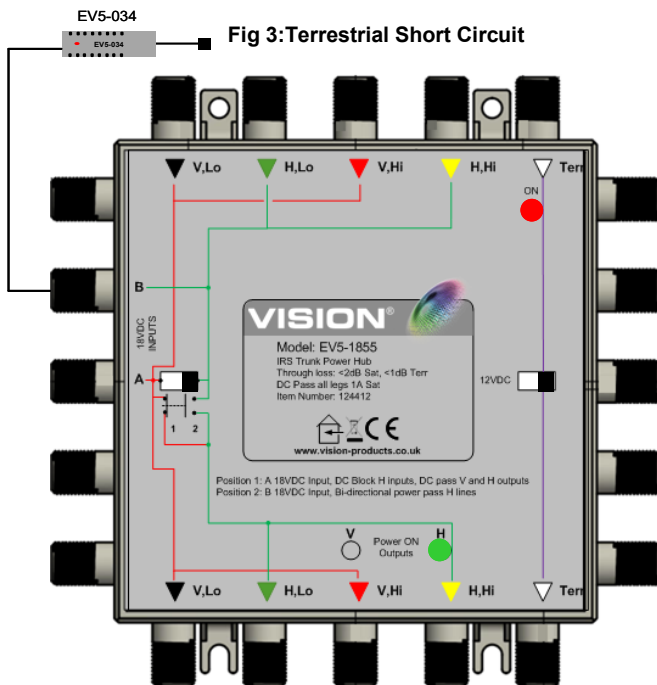
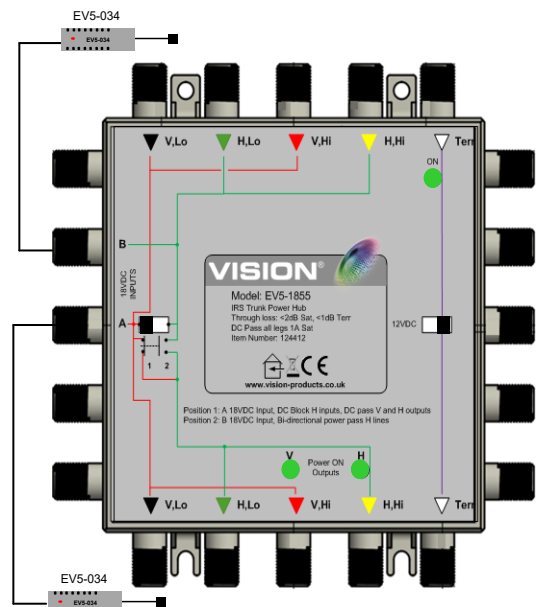


Fig 4: Input B powering H,Lo and H,Hi Up, Masthead line power ON, Horizontal Trunks isolated
Input A. Powering V,Lo, H,Lo, V,Hi & H,Hi Down.



In the interests of continued product improvement and development we reserve the right to change specifications, design and dimensions without prior notice.
Details correct at date of publication E&OE ©2018 Vision Products (Europe) Ltd

Vision Products (Europe) Ltd, Redbourne Park, Liliput Road, Brackmills, Northampton NN4 7DT
Tel: 01604 662748 Fax: 01604 662746 Email: technical@vision-products.co.uk
Company Reg No: 5044512
www.vision-products.co.uk