

PCB terminal block - MKDSN 1,5/ 5-5,08 - 1729157

Please be informed that the data shown in this PDF Document is generated from our Online Catalog. Please find the complete data in the user's documentation. Our General Terms of Use for Downloads are valid (<http://phoenixcontact.com/download>)

PCB terminal block, Nominal current: 13.5 A, Nom. voltage: 400 V, Pitch: 5.08 mm, Number of positions: 5, Connection method: Screw connection with tension sleeve, Mounting: Wave soldering, Conductor/PCB connection direction: 0 °, Color: green



The figure shows a 10-position version of the product

Why buy this product

- Well-known connection principle allows worldwide use
- Low temperature rise, thanks to maximum contact force
- Allows connection of two conductors
- Extremely small design for the respective conductor cross section
- The latching on the side enables various numbers of positions to be combined



Key Commercial Data

| | |
|--------------------------------------|---------------|
| Packing unit | 250 STK |
| GTIN | |
| GTIN | 4017918026028 |
| Weight per Piece (excluding packing) | 4.500 g |
| Custom tariff number | 85369010 |
| Country of origin | Germany |

Technical data

Dimensions

| | |
|--------------------------|----------|
| Length | 8.1 mm |
| Pitch | 5.08 mm |
| Dimension a | 20.32 mm |
| Width | 25.4 mm |
| Constructional height | 10 mm |
| Height | 13.5 mm |
| Length of the solder pin | 3.5 mm |

PCB terminal block - MKDSN 1,5/ 5-5,08 - 1729157

Technical data

Dimensions

| | |
|----------------|------------|
| Pin dimensions | 0,5 x 1 mm |
| Hole diameter | 1.3 mm |

General

| | |
|--|---------------------|
| Range of articles | MKDSN 1,5 |
| Insulating material group | I |
| Rated surge voltage (III/3) | 4 kV |
| Rated surge voltage (III/2) | 4 kV |
| Rated surge voltage (II/2) | 4 kV |
| Rated voltage (III/3) | 250 V |
| Rated voltage (III/2) | 400 V |
| Rated voltage (II/2) | 630 V |
| Connection in acc. with standard | EN-VDE |
| Nominal current I_N | 13.5 A |
| Nominal cross section | 1.5 mm ² |
| Maximum load current | 13.5 A |
| Insulating material | PA |
| Solder pin surface | Sn |
| Flammability rating according to UL 94 | V0 |
| Internal cylindrical gage | A1 |
| Stripping length | 6 mm |
| Number of positions | 5 |
| Screw thread | M3 |
| Tightening torque, min | 0.5 Nm |
| Tightening torque max | 0.6 Nm |

Connection data

| | |
|--|----------------------|
| Conductor cross section solid min. | 0.14 mm ² |
| Conductor cross section solid max. | 1.5 mm ² |
| Conductor cross section flexible min. | 0.14 mm ² |
| Conductor cross section flexible max. | 1.5 mm ² |
| Conductor cross section flexible, with ferrule without plastic sleeve min. | 0.25 mm ² |
| Conductor cross section flexible, with ferrule without plastic sleeve max. | 1 mm ² |
| Conductor cross section flexible, with ferrule with plastic sleeve min. | 0.25 mm ² |
| Conductor cross section flexible, with ferrule with plastic sleeve max. | 1.5 mm ² |
| Conductor cross section AWG min. | 26 |
| Conductor cross section AWG max. | 16 |
| 2 conductors with same cross section, solid min. | 0.14 mm ² |
| 2 conductors with same cross section, solid max. | 0.75 mm ² |
| 2 conductors with same cross section, stranded min. | 0.14 mm ² |
| 2 conductors with same cross section, stranded max. | 0.75 mm ² |

PCB terminal block - MKDSN 1,5/ 5-5,08 - 1729157

Technical data

Connection data

| | |
|---|----------------------|
| 2 conductors with same cross section, stranded, ferrules without plastic sleeve, min. | 0.25 mm ² |
| 2 conductors with same cross section, stranded, ferrules without plastic sleeve, max. | 0.5 mm ² |
| 2 conductors with same cross section, stranded, TWIN ferrules with plastic sleeve, min. | 0.5 mm ² |
| 2 conductors with same cross section, stranded, TWIN ferrules with plastic sleeve, max. | 0.75 mm ² |

Standards and Regulations

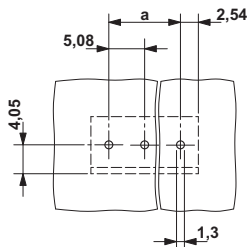
| | |
|--|--------|
| Connection in acc. with standard | EN-VDE |
| | CSA |
| Flammability rating according to UL 94 | V0 |

Environmental Product Compliance

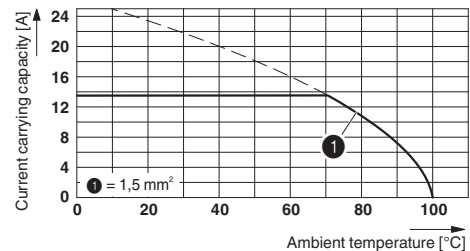
| | |
|------------|---|
| China RoHS | Environmentally Friendly Use Period = 50 |
| | For details about hazardous substances go to tab "Downloads", Category "Manufacturer's declaration" |

Drawings

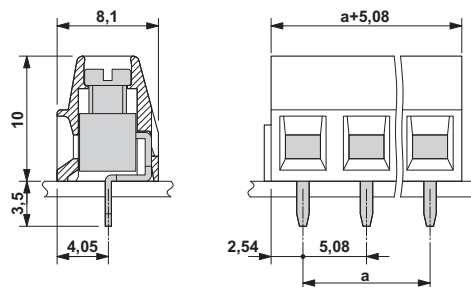
Drilling diagram



Diagram



Dimensional drawing



Classifications

eCl@ss

| | |
|------------|----------|
| eCl@ss 4.0 | 27141109 |
| eCl@ss 4.1 | 27141109 |

PCB terminal block - MKDSN 1,5/ 5-5,08 - 1729157

Classifications

eCl@ss

| | |
|------------|----------|
| eCl@ss 5.0 | 27141190 |
| eCl@ss 5.1 | 27141190 |
| eCl@ss 6.0 | 27261101 |
| eCl@ss 7.0 | 27440401 |
| eCl@ss 8.0 | 27440401 |
| eCl@ss 9.0 | 27440401 |

ETIM

| | |
|----------|----------|
| ETIM 3.0 | EC001121 |
| ETIM 4.0 | EC002643 |
| ETIM 5.0 | EC002643 |
| ETIM 6.0 | EC002643 |

UNSPSC

| | |
|---------------|----------|
| UNSPSC 6.01 | 30211801 |
| UNSPSC 7.0901 | 39121432 |
| UNSPSC 11 | 39121432 |
| UNSPSC 12.01 | 39121432 |
| UNSPSC 13.2 | 39121432 |

Approvals

Approvals

Approvals

CSA / SEV / CCA / IECCEB CB Scheme / RS / EAC / cULus Recognized / CCA / IECCEB CB Scheme / DNV GL

Ex Approvals

Approval details

| | | | |
|----------------------------|---|---|-------|
| CSA |  | http://www.csagroup.org/services/testing-and-certification/certified-product-listing/ | 13631 |
| | B | D | |
| mm ² /AWG/kcmil | 28-14 | 28-14 | |
| Nominal current IN | 10 A | 10 A | |
| Nominal voltage UN | 150 V | 300 V | |

PCB terminal block - MKDSN 1,5/ 5-5,08 - 1729157

Approvals

| | | | |
|----------------------------|--------|---|------------|
| SEV | | https://www.electrosuisse.ch/en/meta/shop/product-certificates.html | IK-3542-M1 |
| | | | |
| mm ² /AWG/kcmil | 1.5 | | |
| Nominal current IN | 13.5 A | | |
| Nominal voltage UN | 250 V | | |

| | |
|-----|---------|
| CCA | IK-2722 |
|-----|---------|

| | | | |
|-----------------|--|---|---------|
| IECEE CB Scheme | | http://www.iecee.org/ | CH-8225 |
|-----------------|--|---|---------|

| | | | |
|----|--|---|--------------|
| RS | | http://www.rs-head.spb.ru/en/index.php | 11.04057.250 |
|----|--|---|--------------|

| | | | |
|-----|--|--|---------|
| EAC | | | B.01742 |
|-----|--|--|---------|

| | | | |
|----------------------------|-------|---|-----------------|
| cULus Recognized | | http://database.ul.com/cgi-bin/XYV/template/LISEXT/1FRAME/index.htm | E60425-19770427 |
| | B | D | |
| mm ² /AWG/kcmil | 30-14 | 30-14 | |
| Nominal current IN | 10 A | 10 A | |
| Nominal voltage UN | 300 V | 300 V | |

| | |
|----------------------------|---------|
| CCA | IK-2722 |
| | |
| mm ² /AWG/kcmil | 1.5 |
| Nominal current IN | 13.5 A |
| Nominal voltage UN | 250 V |

| | | | |
|----------------------------|--------|---|---------|
| IECEE CB Scheme | | http://www.iecee.org/ | CH-8225 |
| | | | |
| mm ² /AWG/kcmil | 1.5 | | |
| Nominal current IN | 13.5 A | | |

PCB terminal block - MKDSN 1,5/ 5-5,08 - 1729157

Approvals

| | |
|--------------------|-------|
| Nominal voltage UN | 250 V |
|--------------------|-------|

| | | |
|--------|---|------------|
| DNV GL | https://www.dnvgl.com/ | TAE00001EV |
|--------|---|------------|

Accessories

Accessories

Labeled terminal marker

Marker card - SK 5,08/3,8:FORTL.ZAHLEN - 0804293



Marker card, Card, white, labeled, Horizontal: Consecutive numbers 1 - 10, 11 - 20, etc. up to 91 - (99)100, Mounting type: Adhesive, for terminal block width: 5.08 mm, Lettering field: 5.08 x 3.8 mm

Marker pen

Marker pen - B-STIFT - 1051993



Marker pen, for manual labeling of unprinted Zack strips, smear-proof and waterproof, line thickness 0.5 mm

Screwdriver tools

Screwdriver - SZS 0,6X3,5 - 1205053



Actuation tool, for ST terminal blocks, insulated, also suitable for use as a bladed screwdriver, size: 0.6 x 3.5 x 100 mm, 2-component grip, with non-slip grip

Terminal marking

Marker card - SK 5,08/3,8:UNBEDRUCKT - 0805412



Marker card, Card, white, unlabeled, can be labeled with: Marker pen, Mounting type: Adhesive, for terminal block width: 5.08 mm, Lettering field: 5.08 x 3.8 mm

