Product datasheet
Characteristics

VW3A7732
braking resistor - 28 ohms - 0.3 kW - IP20



Main

Product or component type	Braking resistor

Complementary

Range compatibility	Altivar Easy 310 Altivar Process ATV900 Altivar Machine ATV320 Altivar Machine ATV340
Product compatibility	Variable speed drive ATV930 wall mount 11 kW 380...480 V light cycle Variable speed drive ATV930 wall mount 15 kW 380...480 V light cycle Variable speed drive ATV930 wall mount 3 kW 200...240 V light cycle Variable speed drive ATV930 wall mount 4 kW 200...240 V light cycle Variable speed drive ATV950 wall mount 11 kW 380...480 V light cycle Variable speed drive ATV950 wall mount 15 kW 380...480 V light cycle Variable speed drive ATV930 wall mount 3 kW 200...240 V medium cycle Variable speed drive ATV930 wall mount 4 kW 200...240 V medium cycle Variable speed drive ATV340 7.5 kW 380...480 V light cycle Variable speed drive ATV340 11 kW 380...480 V light cycle Variable speed drive ATV320 2.2 kW 200...240 V Variable speed drive ATV320 3 kW 200...240 V Variable speed drive ATV320 7.5 kW 380...480 V Variable speed drive ATV320 11 kW 380...480 V Variable speed drive ATV320 7.5 kW 525...600 V Variable speed drive ATV320 11 kW 525...600 V Variable speed drive ATV320 15 kW 525...600 V Variable speed drive ATV310 11 kW Variable speed drive ATV930 15 kW 500...690 V light cycle Variable speed drive ATV930 18.5 kW 500...690 V light cycle Variable speed drive ATV930 20 hp 600 V light cycle Variable speed drive ATV930 25 hp 600 V light cycle
Duty cycle	Light cycle (heavy duty) : <= 0.8 s braking with 150 % braking torque for a 40 s cycle Light cycle (normal duty) : <= 0.8 s braking with 120 % braking torque for a 40 s cycle Medium cycle (normal duty) : <= 4 s braking with 135 % braking torque for a 40 s cycle Medium cycle (heavy duty) : <= 4 s braking with 165 % braking torque for a 40 s cycle
Average power available	0.3 kW at 50 °C
Ohmic value	28 Ohm
Electrical connection	Terminal, clamping capacity: <= 10 mm², AWG 8 for drive
Protection type	Thermal protection via drive
Width	175 mm
Height	345 mm
Depth	100 mm
Product weight	2.7 kg

Environment

ambient air temperature for operation	0...50 °C
ambient air temperature for storage	-25...70 °C
IP degree of protection	IP20

Offer Sustainability

The information provided in this documentation contains general descriptions and/or technical characteristics of the performance of the products contained herein.
This documentation is not intended as a substitute for and is not to be used for determining suitability or reliability of these products for specific user applications.
It is the duty of any such user or integrator to perform the appropriate and complete risk analysis, evaluation and testing of the products with respect to the relevant specific application or use thereof.
Neither Schneider Electric Industries SAS nor any of its affiliates or subsidiaries shall be responsible or liable for misuse of the information contained herein.

Sustainable offer status	Not Green Premium product
RoHS (date code: YYWW)	Compliant - since 1533 - Schneider Electric declaration of conformity

Dimensions

Right Side and Front View

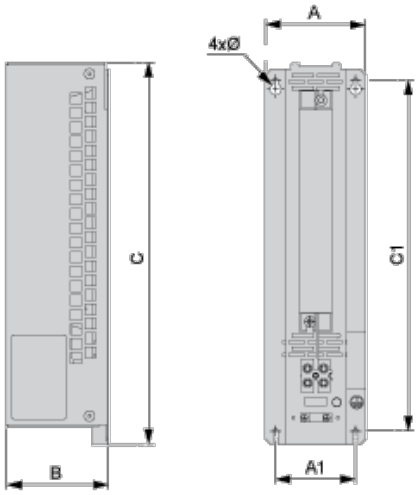

Dimensions in mm

A	B	C	A1	C1	Ø
175	100	345	142	316	4.5

Dimensions in in.

A	B	C	A1	C1	Ø
6.89	3.94	13.58	5.59	12.44	0.18

Mounting and Clearance



(1) Braking resistor

mm
in.

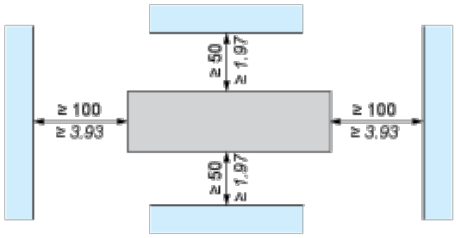

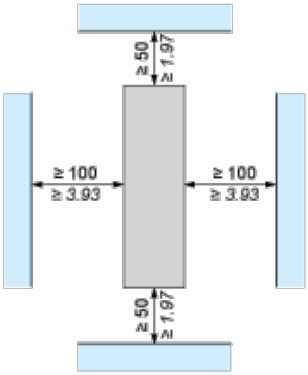

Recommended Schema

1 Braking Resistor

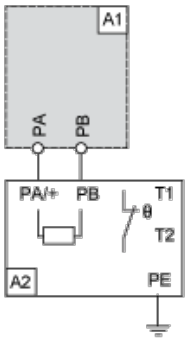

A1 : Drive or external braking unit

A2 : Braking resistor

PA, Bus DC
PB :

T1, Temperature control switch
T2 :

2 Braking Resistors

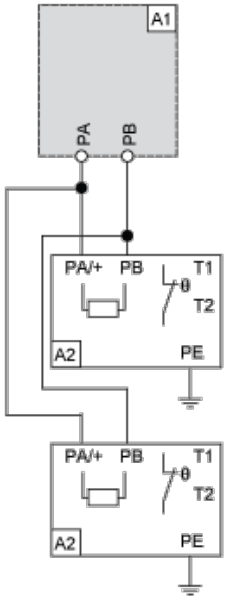

A1 : Drive or external braking unit

A2 : Braking resistor

PA, Bus DC
PB :

T1, Temperature control switch
T2 :