


# SSP3A225BD

solid state relay - panel mounting - input 4-32 V DC,  
output 48-530 V AC, 25A



## Main

Range of product	Zelio Relay
Product or component type	Solid state relay
Device short name	SSP
Mounting support	Panel
Network number of phases	3 phases
Contacts type and composition	3 NO
Solid state output type	Zero voltage switching

## Complementary

Control type	Without test button
[Uc] control circuit voltage	4...32 V DC
Minimum switching voltage	4 V DC turn-on
Maximum switching voltage	1 V DC turn-off
Response time	8.33 ms turn-on 8.33 ms turn-off
Input current limits	24...35 mA
Output voltage	48...530 V AC
Load current	0.1...25 A
Absolute maximum voltage	1200 V
Surge current	<= 275 A for 20 ms <= 300 A for 16.6 ms <= 85 A for 1 s
Maximum I <sup>2</sup> t for fusing	380 A <sup>2</sup> .s for 10 ms at 50 Hz half cycle 370 A <sup>2</sup> .s for 8.3 ms at 60 Hz half cycle
Leakage current	<= 3 mA off-state
Voltage drop	<= 1.35 V on-state
DV/dt	500 V/μs off-state at maximum voltage
Cos phi	>= 0.5 with maximum load
Motor power hp	0.75 hp at 40 °C 120 V AC 1 hp at 40 °C 240 V AC 3 hp at 40 °C 480 V AC 4.4 hp at 40 °C 530 V AC
Motor power kW	0.56 kW at 40 °C 120 V AC 0.74 kW at 40 °C 240 V AC 2.22 kW at 40 °C 480 V AC 3.24 kW at 40 °C 530 V AC
Insulation resistance	>= 1000 MOhm at 500 V DC
Capacitance unbalance	<= 8 pF for input/output
Dielectric strength	4 kV AC for input/output 4 kV AC for input or output to case
Tightening torque	0.9...1.1 N.m for input 1.7...2.2 N.m for output
Connections - terminals	Screw terminals : 1 x 0.2...1 x 2.5 mm <sup>2</sup> , (AWG 24...AWG 14) for input Screw terminals : 1 x 1.5...1 x 10 mm <sup>2</sup> , (AWG 16...AWG 8) for output
Thermal resistance	0.24 °C/W
Local signalling	LED, green for input
IP degree of protection	IP20
Product weight	0.36 kg

The information provided in this documentation contains general descriptions and/or technical characteristics of the performance of the products contained herein. This documentation is not intended as a substitute for and is not to be used for determining suitability or reliability of these products for specific user applications. It is the duty of any such user or integrator to perform the appropriate and complete risk analysis, evaluation and testing of the products with respect to the relevant specific application or use thereof. Neither Schneider Electric Industries SAS nor any of its affiliates or subsidiaries shall be responsible or liable for misuse of the information contained herein.

Width	101.3 mm
Height	79.7 mm
Depth	35.4 mm

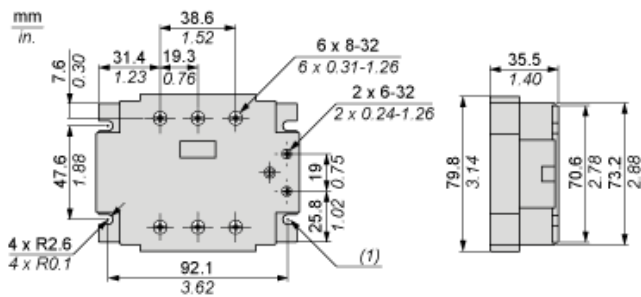
## Environment

flame retardance	V0 conforming to UL 94
ambient air temperature for operation	-40...80 °C
ambient air temperature for storage	-40...125 °C
pollution degree	2
overvoltage category	III
product certifications	CSA RoHS UL REACH
marking	CE
standards	IEC 61000 IEC 60950-1 IEC 62314

## Offer Sustainability

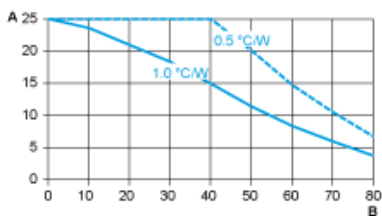
Sustainable offer status	Green Premium product
RoHS (date code: YYWW)	Compliant - since 1328 - Schneider Electric declaration of conformity
REACH	Reference not containing SVHC above the threshold
Product environmental profile	Available
Product end of life instructions	Available

## Dimensions



(1) 4 Mounting slots

## Derating Curves



A : Load Current (Amperes)

B : Ambient Temperature (°C)