



### Main

Range of product	Harmony XVR
Product or component type	Beacon
Device short name	XVR3
Beacon or indicator bank unit type	LED unit
Sound signalling	Buzzer : 70...90 dB at 1 m
Mounting diameter	100 mm
Light source	Orange LED
Device application	Forklift Bulldozer Automated guided vehicle (AGV)

### Complementary

Signalling type	Flashing Blinking Rotating
Assembly style	Ready assembled
Material	PC (polycarbonate) (lenses) PBT (polybutylene terephthalate) + PC (polycarbonate) (body) EPDM (ethylene propylene diene monomer) (base)
[Us] rated supply voltage	12...24 V DC
[Ue] rated operational voltage	10...30 V DC
Inrush current	3 A
Power consumption in W	3.1 W
Marking	CE
Installation direction	Upright (indoor) Sideways (indoor) Inverted (indoor) Upright (outdoor)
Electrical insulation class	Class II
Current consumption	3000 mA
Length	100 mm
Width	100 mm
Height	139 mm
Product weight	0.538 kg

### Environment

ambient air temperature for operation	-20...50 °C
ambient air temperature for storage	-35...70 °C
relative humidity	35...85 % without condensation
vibration resistance	4.6 gn (sideways) 4.6 gn (inverted) 7.1 gn (upright)
IP degree of protection	IP23 (sideways) IP23 (inverted) IP23 (upright)

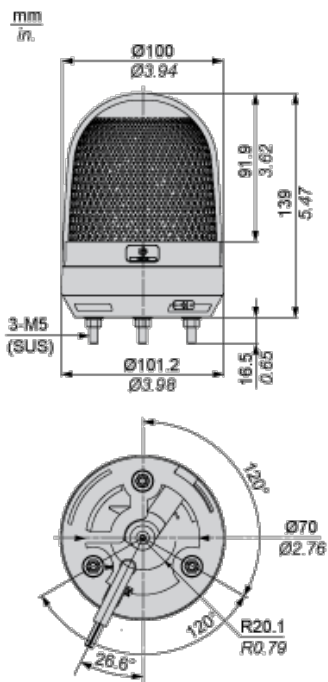
### Offer Sustainability

Sustainable offer status	Green Premium product
RoHS (date code: YYWW)	Compliant - since 1346 - Schneider Electric declaration of conformity

The information provided in this documentation contains general descriptions and/or technical characteristics of the products contained herein. This documentation is not intended as a substitute for and is not to be used for determining suitability or reliability of these products for specific user applications. It is the duty of any such user or integrator to perform the appropriate and complete risk analysis, evaluation and testing of the products with respect to the relevant specific application or use thereof. Neither Schneider Electric Industries SAS nor any of its affiliates or subsidiaries shall be responsible or liable for misuse of the information contained herein.

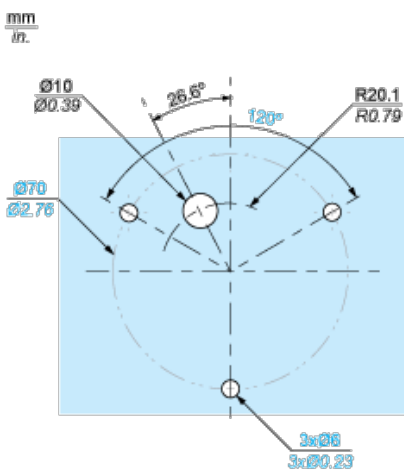
REACH	Reference not containing SVHC above the threshold
Product environmental profile	Available
Product end of life instructions	Available

## Dimensions

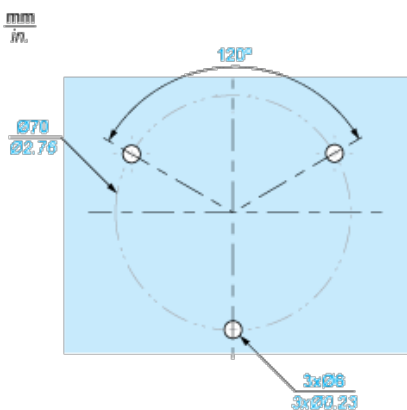


## Panel Cut-out

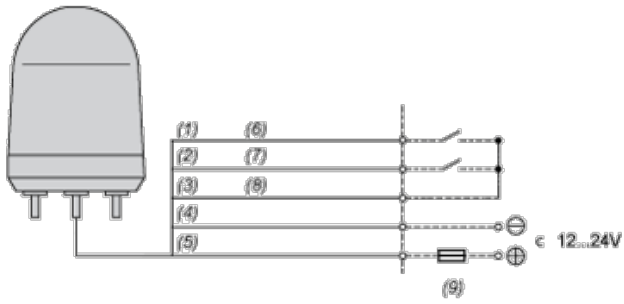
### Straight wiring



### Side wiring



## Wiring Diagram



- (1) Green
- (2) Red
- (3) Yellow
- (4) Black
- (5) White
- (6) LED
- (7) Buzzer
- (8) Com
- (9) Fuse(Rated Current>2A)