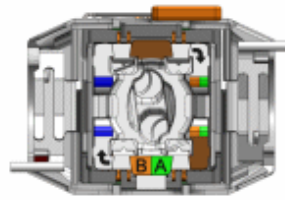
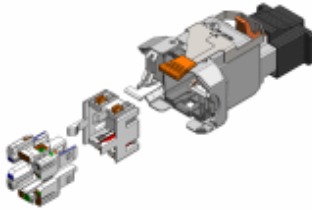


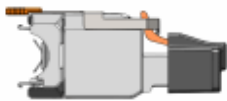
RVAIP2SME-S1 Modular Connectors - Industrial REVConnect Plug 10GX Shielded

Preview Document. Not Live Data.



For more Information
please call

1-800-Belden1



Description

Industrial REVConnect 10GX STP Field Mount Plug, Metal, Single Pack

Usage (Overall):

Suitable Applications	10GX Shielded System, TIA Screened Category 6A , ISO Class EA, 10GBASE-T
Related Parts	Refer to REVConnect WAP - CAMERA Compatibility Guide

Physical Characteristics (Connectivity):

Dimensions:

Dimensions

Height (in.)	Width (in.)	Depth (in.)
0.730	1.100	1.810

Materials:

Materials

Description	Type	Material
Front Connection	RJ45	Ethylene Propylene
Rear Connection	REVConnect	Copper Clad Flexible PCB, Gold plated contacts over Palladium/Nickel
Connector Body	N/A	Nickel plated zinc alloy diecast

Wiring Scheme:

Wiring Scheme T568A/B

Weight:

Weight: 0.048 lbs.

Packaging:

Packaging Individually packaged in a plastic bag.

Mechanical Characteristics (Connectivity):

Footprint/Type KeyConnect

Plug / Jack Compatibility RJ45

Termination Interface

Termination	Connection	Durabilities
Front	Mated Connection	750 cycles
Rear	Mated Connection	20 cycles

Cable/Connector Retention: 15 lbs.

Connector/Hardware Retention: 20 lbs.

RVAIP2SME-S1 Modular Connectors - Industrial REVConnect Plug 10GX Shielded

Plug/Connector Retention:	11.250 lbs.
Storage Temperature Range	-40°C To +70°C
Installation Temperature Range	-40°C To +70°C
Operating Temperature Range	-40°C To +70°C
Tool Compatibility	RVUTT01 Termination Tool

Applicable Specifications and Agency Compliance (Overall):

Applicable Standards & Environmental Programs:

UL Rating	UL94V-0
IEEE Specification	Power Over Ethernet (PoE) IEEE 802.3at type 1 and 2 (up to 30W), IEEE802.3bt/D1.7 type 3 and 4 (up to 100W), CISCO UPOE (up to 60W), Power over HDBaseTTM (up to 100W)
EU Directive 2002/95/EC (RoHS)	Yes
EU RoHS Compliance Date (mm/dd/yyyy)	07/01/2006
MII Order #39 (China RoHS)	EUP 50
Telecommunications Standards	Category 6A - TIA 568.C.2, Category 6A - ISO/IEC 11801:2002 Ed.2
Safety Listing	c(UL)us Listed
Other Specification	UL 1863, IEC 60603-7, FCC part 68-F

Flame Test:

UL Flame Test	UL2043 Air Handling Spaces
---------------	----------------------------

Suitability:

Suitability - Indoor	Yes - Indoor
----------------------	--------------

Transmission Characteristics (Connectivity):

Mated Connection Table 1

Frequency (MHz)	Max. Insertion Loss TIA* (dB)	Max. Insertion Loss Belden** (dB)	Min. NEXT TIA* (dB)	Min. NEXT Belden** (dB)	Min. FEXT TIA* (dB)	Min. FEXT Belden** (dB)
1.000	0.100	0.050	75.000	77.000	75.000	80.000
4.000	0.100	0.050	75.000	77.000	71.100	75.100
8.000	0.100	0.050	75.000	77.000	65.000	69.000
10.000	0.100	0.050	74.000	76.000	63.100	67.100
16.000	0.100	0.060	69.900	71.900	59.000	63.000
20.000	0.100	0.070	68.000	70.000	57.100	61.100
25.000	0.100	0.080	66.000	68.000	55.100	59.100
31.250	0.110	0.090	64.100	66.100	53.200	57.200
62.500	0.160	0.140	58.100	60.100	47.200	51.200
100.000	0.200	0.180	54.000	56.000	43.100	47.100
200.000	0.280	0.260	48.000	50.000	37.100	41.100
250.000	0.320	0.300	46.000	47.900	35.100	39.100
300.000	0.350	0.330	42.900	45.200	33.600	37.600
400.000	0.400	0.380	37.900	40.800	31.100	35.100
500.000	0.450	0.430	34.000	37.400	29.100	33.100
625.000		0.480		34.000		31.200

Mated Connection Table - Footnote

* TIA/EIA-568-C.2 Category 6A Standard.
 ** Worst-case performance for a 10GX mated connection using 10GX modular plugs.
 Compliant with TIA/EIA-568-C.2 Category 6A Standard and ISO/IEC 11801:2002 Amendment 2.

Mated Connection Table 2

Frequency (MHz)	Min. Return Loss TIA* (dB)	Min. Return Loss Belden** (dB)	Min. PSANEXT TIA* (dB)	Min. PSANEXT Belden** (dB)	Min. PSAACRF TIA* (dB)	Min. PSAACRF Belden** (dB)	Min. Balanced TCL TIA* (dB)	Min. Balanced TCL Belden** (dB)
1.000	30.000	34.100	70.500	75.000	67.000	75.000	40.000	45.000

RVAIP2SME-S1 Modular Connectors - Industrial REVConnect Plug 10GX Shielded

4.000	30.000	34.100	70.500	75.000	67.000	75.000	40.000	45.000
8.000	30.000	34.100	70.500	75.000	67.000	75.000	40.000	45.000
10.000	30.000	34.100	70.500	75.000	67.000	75.000	40.000	45.000
16.000	30.000	34.100	70.500	75.000	67.000	75.000	40.000	45.000
20.000	30.000	34.100	70.500	75.000	67.000	75.000	40.000	45.000
25.000	30.000	34.100	70.500	75.000	67.000	75.000	40.000	45.000
31.250	30.000	34.100	70.500	75.000	67.000	75.000	38.100	45.000
62.500	30.000	34.100	70.500	75.000	67.000	75.000	32.100	39.100
100.000	28.000	30.000	70.500	75.000	67.000	75.000	28.000	35.000
200.000	22.000	24.000	64.500	75.000	61.000	75.000	22.000	29.000
250.000	20.000	22.000	62.500	75.000	59.000	75.000	20.000	27.000
300.000	18.500	19.500	61.000	75.000	57.500	75.000	18.500	25.500
400.000	16.000	17.000	58.500	75.000	55.000	75.000	16.000	23.000
500.000	14.000	15.000	56.500	75.000	53.000	73.000	14.000	21.000
625.000		13.000		75.000		70.000		19.100

Dielectric Strength	1,000 V RMS @ 60 Hz for 1 minute (Signals to Ground)
Current Rating:	1.500 A
Insulation Resistance	500 M-Ohm Minimum
Max. Contact Resistance	20 m-Ohm
Termination Resistance	2.5 m-Ohm

Notes (Overall):

Notes Please see Installation Guide PX106876.

Product Family:

Revision Number: 0 Revision Date: 02-11-2019

© 2019 Belden, Inc
 All Rights Reserved.

Although Belden makes every reasonable effort to ensure their accuracy at the time of this publication, information and specifications described herein are subject to error or omission and to change without notice, and the listing of such information and specifications does not ensure product availability. Belden provides the information and specifications herein on an "AS IS" basis, with no representations or warranties, whether express, statutory or implied. In no event will Belden be liable for any damages (including consequential, indirect, incidental, special, punitive, or exemplary damages) whatsoever, even if Belden has been advised of the possibility of such damages, whether in an action under contract, negligence or any other theory, arising out of or in connection with the use, or inability to use, the information or specifications described herein. All sales of Belden products are subject to Belden's standard terms and conditions of sale. Belden believes this product to be in compliance with EU RoHS (Directive 2002/95/EC, 27-Jan-2003). Material manufactured prior to the compliance date may be in stock at Belden facilities and in our Distributor's inventory. The information provided in this Product Disclosure, and the identification of materials listed as reportable or restricted within the Product Disclosure, is correct to the best of Belden's knowledge, information, and belief at the date of its publication. The information provided in this Product Disclosure is designed only as a general guide for the safe handling, storage, and any other operation of the product itself or the one that it becomes a part of. This Product Disclosure is not to be considered a warranty or quality specification. Regulatory information is for guidance purposes only. Product users are responsible for determining the applicability of legislation and regulations based on their individual usage of the product.