


NO: SW - 126	PRODUCT: A8M – Miniature Rocker Switch
DATE: March 2019	TYPE: Discontinuation – Streamline Product Offering

A8M Miniature Rocker Switch - Discontinuation

In an effort to streamline our product offering and focus on popular models of Omron’s line of Miniature Rocker Switch, OMRON will discontinue the A8M (A8MS/A8MD) Series Miniature Rocker Switch model in February 2020. Although there are no direct replacements, the suggested replacement will be our A8L Series, which despite contact rating differences, could be considered for new designs. Please carefully read through this notification and note the differences. The following details will fully explain the discontinuation and suggested replacement considerations; should you have any additional questions, however, please communicate with the Switch Product Manager.

LAST Order date (Last Time Buy Date)

February 28, 2020

Product Discontinuation	Suggested Replacement
 <p>A8M Series Miniature Rocker Switch</p> <p>Model A8MD-116□</p> <p>Model A8MD-2262</p> <p>Model A8MS-116□</p>	<p>A8L Series Miniature Rocker Switch</p> <p>Model A8L-21-11N□</p> <p>Model A8L-21-11N2</p> <p>Model A8L-11-11N□</p>

A8M Suggested Replacement -- Differences from discontinued product:

PLEASE NOTE: A8M is rated 16A at 125/250 VAC while the A8L is rated 10A at 125/250VAC



Suggested replacement Model	Body Color	Dimen -sions	Wire connection	Mounting Dimensions	Charact -eristics	Operation ratings	Operation methods
A8L-21-11N2 (for A8MD-1162)	**	*	--	*	--	*	**
A8L-21-11N3	**	*	--	*	--	*	**
A8L-21-11N2 (for A8MD-2262)	--	*	--	*	--	*	**
A8L-11-11N2	**	*	--	*	--	*	**
A8L-11-11N3	**	*	--	*	--	*	**

- ** : Compatible
- * : The change is a little/Almost compatible
- : Not compatible
- : No corresponding specification

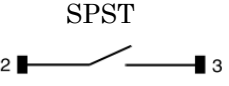
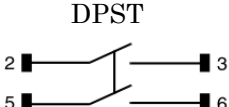

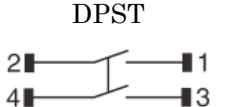
A8M Series Details of Applicable Models:

Discontinued Product	Suggested Replacement
A8MD-1162	A8L-21-11N2
A8MD-1163	A8L-21-11N3
A8MD-2262	A8L-21-11N2
A8MS-1162	A8L-11-11N2
A8MS-1163	A8L-11-11N3

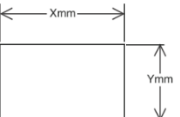
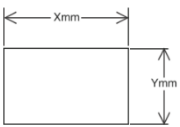
Body Color:

Discontinued A8M Series	Suggested Replacement A8L Series
<p>Appearance: Button and body are black. Marking is white.</p>  <p>Note: Model A8MD-2262 button and body is white. Marking is black.</p>	<p>Appearance: Button and body are black. Marking is white.</p>  <p>Note: There is no A8L series with a white button and body color.</p>

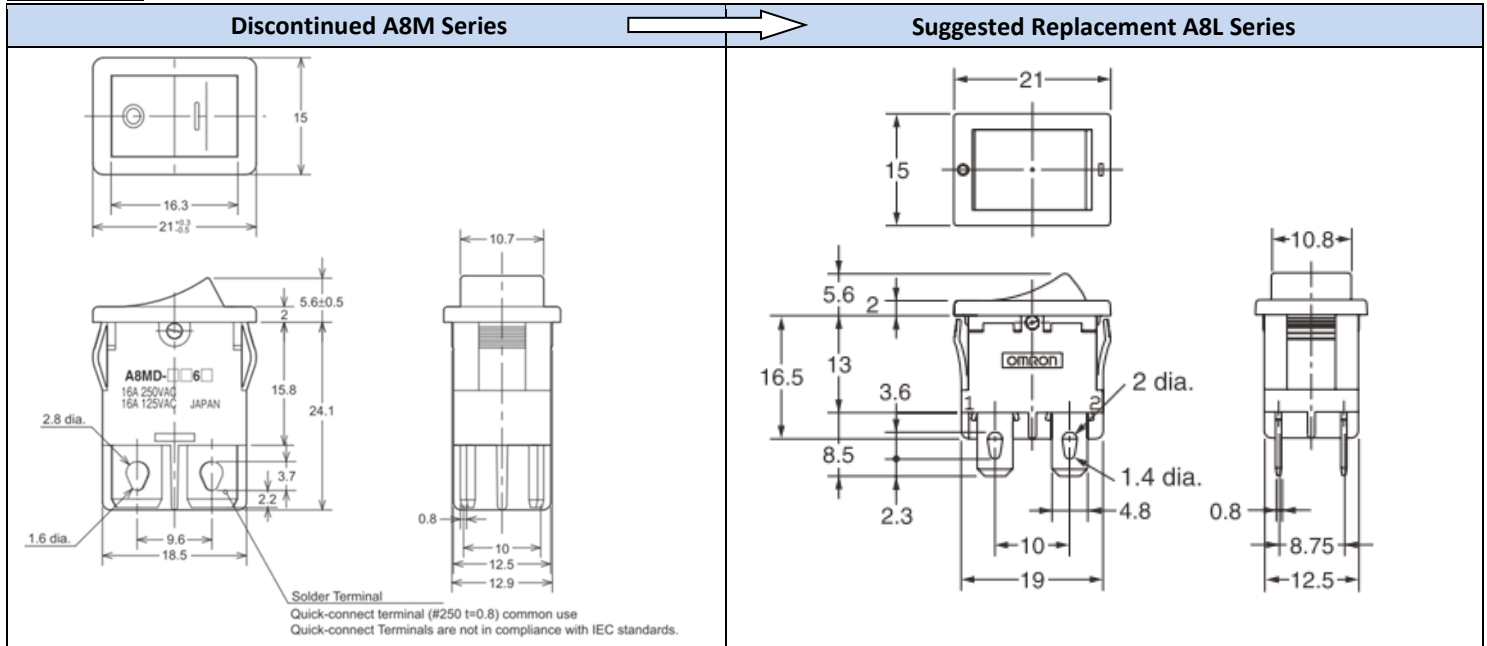
Wire Connection:

Discontinued A8M Series	Suggested Replacement A8L Series
<p>Contact configuration</p> <p>SPST</p>  <p>DPST</p> 	<p>Contact configuration</p> <p>SPST</p>  <p>DPST</p> 

Mounting Dimensions:

Discontinued A8M Series	Suggested Replacement A8L Series																			
<p>Panel Cutout</p>  <table border="1"> <thead> <tr> <th>Panel thickness (mm)</th> <th>X (mm)</th> <th>Y (mm)</th> </tr> </thead> <tbody> <tr> <td>0.75 to 1.25</td> <td>19.2^{+0.1}₀</td> <td rowspan="3">12.9^{+0.1}₀</td> </tr> <tr> <td>1.26 to 2.00</td> <td>19.4^{+0.1}₀</td> </tr> <tr> <td>2.01 to 3.00</td> <td>19.8^{+0.1}₀</td> </tr> </tbody> </table>	Panel thickness (mm)	X (mm)	Y (mm)	0.75 to 1.25	19.2 ^{+0.1} ₀	12.9 ^{+0.1} ₀	1.26 to 2.00	19.4 ^{+0.1} ₀	2.01 to 3.00	19.8 ^{+0.1} ₀	<p>Panel Cutout</p>  <table border="1"> <thead> <tr> <th>Panel thickness (mm)</th> <th>X (mm)</th> <th>Y (mm)</th> </tr> </thead> <tbody> <tr> <td>0.75 to 1.25</td> <td>19.2⁰_{-0.1}</td> <td>12.9^{+0.1}₀</td> </tr> <tr> <td>1.26 to 2.5</td> <td>19.4^{+0.1}_{-0.3}</td> <td>12.9^{+0.1}₀</td> </tr> </tbody> </table>	Panel thickness (mm)	X (mm)	Y (mm)	0.75 to 1.25	19.2 ⁰ _{-0.1}	12.9 ^{+0.1} ₀	1.26 to 2.5	19.4 ^{+0.1} _{-0.3}	12.9 ^{+0.1} ₀
Panel thickness (mm)	X (mm)	Y (mm)																		
0.75 to 1.25	19.2 ^{+0.1} ₀	12.9 ^{+0.1} ₀																		
1.26 to 2.00	19.4 ^{+0.1} ₀																			
2.01 to 3.00	19.8 ^{+0.1} ₀																			
Panel thickness (mm)	X (mm)	Y (mm)																		
0.75 to 1.25	19.2 ⁰ _{-0.1}	12.9 ^{+0.1} ₀																		
1.26 to 2.5	19.4 ^{+0.1} _{-0.3}	12.9 ^{+0.1} ₀																		

Dimensions:



Characteristics:

Item	Discontinued A8M Series	Suggested Replacement Model A8L Series
Ratings	125/250VAC, 16A Resistive load	125/250VAC, 10A Resistive load
Operating force(OF)	1 pole : 8N max. 2 poles : 14N max.	1 pole : 2.16±1.18N 2 poles : 3.92±2.45N
Life expectancy Electrical	10,000 Operations min.	10,000 Operations min.
Inrush current	117A max.	100A max.

* Sales teams should communicate this discontinuation with their OEM's and CEM's.
For further technical support and any questions, please communicate with Product Marketing.

Specifications in this product news are as of the issue date and are subject to change without notice.
Only main changes in specifications are described in this document. Please be sure to read the relevant catalogs, datasheets, product specifications, instructions, and manuals for precautions and necessary information when using products.
This PCN is intended for use in the Americas
Last time buy dates are subject to change based on availability