

Fluke 115 Multimeter

Technical Data



Actual size



Compact true-rms meter for field service technicians

The Fluke 115 is the solution for a wide variety of electrical and electronic testing applications. This true-rms meter provides easy one-handed operation in a compact package.

Features include:

- Resistance, continuity, frequency, capacitance, and diode test
- Measures 10 A (20 A overload for 30 seconds)
- Large white LED backlight to work in poorly lit areas
- Compact ergonomic design for one-handed operation
- Compatible with optional magnetic hanger (ToolPak™)
- True-rms for accurate measurements on non-linear loads
- Min/Max/Average with elapsed time to record signal fluctuations
- CAT III 600 V safety rated

General specifications

Accuracy is specified for 1 year after calibration, at operating temperatures of 18 °C to 28 °C, with relative humidity at 0 % to 90 %.

The accuracy specifications take the form of:
± ([% of reading] + [counts])

Maximum voltage between any terminal and earth ground	600 V
Surge protection	6 kV peak per IEC 61010-1 600 V CAT III, Pollution Degree 2
Fuse for A input	11 A, 1000 V FAST Fuse (Fluke PN 803293)
Display	Digital: 6,000 counts, updates 4/sec
Bar graph	33 segments, updates 32/sec
Operating temperature	-10 °C to + 50 °C
Storage temperature	-40 °C to + 60 °C
Battery	9 volt Alkaline, NEDA 1604A/ IEC 6LR61
Battery life	400 hours typical, without backlight

Accuracy specifications

Measurement	Range	Resolution	Accuracy ± ([% of reading] + [counts])
DC millivolts	600.0 mV	0.1 mV	0.5 % + 2
DC volts	6.000 V	0.001 V	0.5 % + 2
	60.00 V	0.01 V	
	600.0 V	0.1 V	
Auto volts	600.0 V	0.1 V	2.0 % + 3 (dc, 45 Hz to 500 Hz) 4.0 % + 3 (500 Hz to 1 kHz)
AC millivolts ¹ true-rms	600.0 mV	0.1 mV	1.0 % + 3 (dc, 45 Hz to 500 Hz) 2.0 % + 3 (500 Hz to 1 kHz)
AC volts ¹ true-rms	6.000 V	0.001 V	1.0 % + 3 (45 Hz to 500 Hz) 2.0 % + 3 (500 Hz to 1 kHz)
	60.00 V	0.01 V	
	600.0 V	0.1 V	
Continuity	600 Ω	1 Ω	Beeper on < 20 off > 250 ; detects opens or shorts of 500 μs or longer.
Ohms	600.0 Ω	0.1 Ω	0.9 % + 2
	6.000 kΩ	0.001 kΩ	
	60.00 kΩ	0.01 kΩ	
	600.0 kΩ	0.1 kΩ	0.9 % + 1
	6.000 MΩ	0.001 MΩ	
	40.00 MΩ	0.01 MΩ	5 % + 2
Diode test	2.000 V	0.001 V	0.9 % + 2
Capacitance	1000 nF	1 nF	1.9 % + 2
	10.00 μF	0.01 μF	
	100.0 μF	0.1 μF	
	9999 μF	1 μF	1.9 % + 2
	100 μF to 1000 μF		
	> 1000 μF		
Lo-Z capacitance	1 nF to 500 μF		10 % + 2 typical
AC amps true-rms (45 Hz to 500 Hz)	6.000 A	0.001 A	1.5 % + 3
	10.00 A	0.01 A	
	20 A overload for 30 seconds max.		
DC amps	6.000 A	0.001 A	1.0 % + 3
	10.00 A	0.01 A	
	20 A overload for 30 seconds max.		
Hz (V or A input) ²	99.99 Hz	0.01 Hz	0.1 % + 2
	999.9 Hz	0.1 Hz	
	9.999 kHz	0.001 kHz	
	50.00 kHz	0.01 kHz	

Notes:

¹ All ac voltage ranges are specified from 1 % to 100 % of range. Because inputs below 1 % of range are not specified, it is normal for this and other true-rms meters to display non-zero readings when the test leads are disconnected from a circuit or are shorted together. For volts, crest factor of ≤ 3 at 4000 counts, decreasing linearly to 1.5 at full scale. AC volts is ac coupled and ac mV is dc coupled.

² Frequency is ac coupled, 5 Hz to 50 kHz for ac voltage. Frequency is dc coupled, 45 Hz to 5 kHz for ac current.

Ordering information

Fluke-115 Multimeter

Included

TL75 Test leads, holster, User's manual and 9 V battery (installed).



Fluke. Keeping your world up and running.™

Fluke Corporation
PO Box 9090, Everett, WA USA 98206

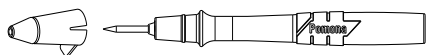
Fluke Europe B.V.
PO Box 1186, 5602 BD
Eindhoven, The Netherlands

For more information call:
In the U.S.A. (800) 443-5853 or
Fax (425) 446-5116
In Europe/M-East/Africa (31 40) 2 675 200 or
Fax (31 40) 2 675 222
In Canada (800)-36-FLUKE or
Fax (905) 890-6866
From other countries +1 (425) 446-5500 or
Fax +1 (425) 446-5116
Web access: <http://www.fluke.com>

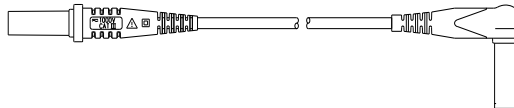
©2006-2009 Fluke Corporation.
Specifications subject to change without notice.
Printed in U.S.A. 2/2009 2634043 D-EN-N Rev C

Modification of this document is not permitted without written permission from Fluke Corporation.

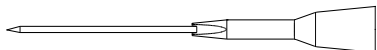
**Model 5673B
Electrical DMM Test Lead Kit**



MODEL 6479
MODULAR PROBE SET WITH STAINLESS STEEL TIP
QTY 2 : 1 RED, 1 BLACK



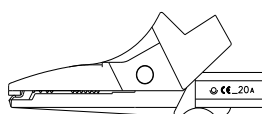
MODEL 5907A
FLEXIBLE TEST LEAD SET WITH RIGHT ANGLE AND STRAIGHT BANANA PLUGS
QTY 2 : 1 RED, 1 BLACK



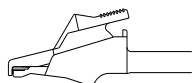
MODEL 6262
EXTENDED FINE POINT TEST PROBE ADAPTER SET
QTY 2 : 1 RED, 1 BLACK



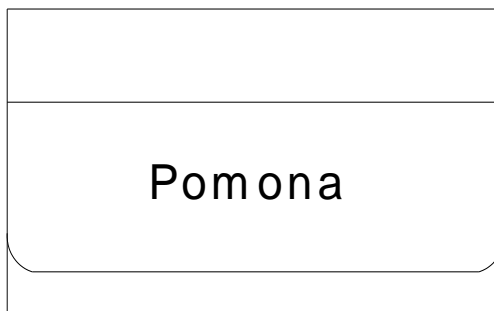
MODEL 6203
INSULATED SPADE LUG ADAPTER SET
QTY 2 : 1 RED, 1 BLACK



MODEL 6041B
EXTRA LARGE ALLIGATOR CLIP SET
QTY 2 : 1 RED, 1 BLACK



MODEL 5916A
MEDIUM ALLIGATOR CLIP SET
QTY 2 : 1 RED, 1 BLACK



FOUR-FOLD NYLON POUCH

For data sheets / specifications of the kit individual components, visit the Pomona web site at:
www.pomonaelectronics.com

FEATURES:

- Test leads with a right angle banana plug are ideal for use with hand held digital multimeter.
- Flexible test leads feature high strand count silicone wire for extreme flexibility and high temperature resistance.
- Banana plugs are molded directly to the wire for superior pull strength.
- Wear indication with double insulated (dual extruded) silicone leads shows white inner layer for increased safety.
- Insulated extended fine point adapter allows easy access of hard to reach test points.
- Probes, alligator clips and spade lugs fit directly onto test leads for testing versatility.
- Test accessories conveniently store in the four-fold nylon pouch.
- Compatible with most multimeters that accepts safety style sheath banana plugs.
- CE Compliant; complies with IEC 61010-031 standard for hand held accessories.



USA: Sales: 800-490-2361
Technical Support: technicalsupport@pomonatest.com
Fax: 425-446-5844
Europe: 31-(0) 40 2675 150 **International:** 425-446-5500
Where to Buy: www.pomonaelectronics.com

All dimensions are in inches. Tolerances (except noted): .xx = ±.02" (.51 mm), .xxx = ±.005" (.127 mm). All specifications are to the latest revisions. Specifications are subject to change without notice. Registered trademarks are the property of their respective companies.