

VSPC VSPC 2SL 12VDC

Weidmüller Interface GmbH & Co. KG

Klingenbergstraße 16

D-32758 Detmold

Germany

Fon: +49 5231 14-0

Fax: +49 5231 14-292083

www.weidmueller.com



Binary signal (SL – Symmetrical Load) protection includes the following signals:

- Switching signals with and without a common reference potential e.g. 5 V – 24V – 60 V
- Two-conductor systems usually involve a common reference potential of binary sensors, actuators and indicators such as limit switches, buttons, position sensors, photoelectric barriers, contactors, solenoid valves, indicator lamps, etc.
- Pluggable arrester, for interruption-free and impedance-neutral plug-in and pull-out
- Can be tested with the V-TEST testing device
- Version with floating-earth PE connection used to avoid interference currents resulting from differences in potential
- For use in compliance with the IEC 62305 and IEC 61643-22 installation standards (D1, C1, C2 and C3)
- Integrated PE foot safely discharges up to 20 kA (8/20 μ s) and 2.5 kA (10/350 μ s) to the PE
- Colour coding of the voltage levels for fast identification on the panel
- Safety function through coding elements for different voltage levels

General ordering data

Type	VSPC 2SL 12VDC
Order No.	8924230000
Version	Surge protection for instrumentation and control, 12 V, 300 mA, IEC 61643-21
GTIN (EAN)	4032248695874
Qty.	1 pc(s).

Data sheet

VSPC VSPC 2SL 12VDC

Weidmüller Interface GmbH & Co. KG
 Klingenbergstraße 16
 D-32758 Detmold
 Germany
 Fon: +49 5231 14-0
 Fax: +49 5231 14-292083
 www.weidmueller.com

Technical data

Dimensions and weights

Width	17.8 mm	Width (inches)	0.701 inch
Height	90 mm	Height (inches)	3.543 inch
Depth	69 mm	Depth (inches)	2.717 inch
Net weight	41 g		

Temperatures

Humidity	5...96 %	Operating temperature, max.	70 °C
Operating temperature, min.	-40 °C	Storage temperature, max.	80 °C
Storage temperature, min.	-40 °C	Operating temperature	-40 °C...70 °C
Storage temperature	-40 °C...80 °C		

Probability of failure

λges	43	MTTF	2,665 Years
PFH in 1*10 ⁻⁹ per hour	8.9	SFF	79.3 %
SIL in compliance with IEC 61508	2		

Environmental Product Compliance

REACH SVHC Lead 7439-92-1

Rated data UL

Certificate No. (UL)	E311081	UL certificate	UL 497b Certificate
----------------------	---------	----------------	---------------------

CSA protection data

Gas group C	IIB	Gas group D	IIA
Gas groups A, B	IIC	Input voltage, max. U _i	15 V
Internal capacity, max. C _i	2 nF	Internal inductance, max. L _i	0 μH

General data

Colour	orange	Design	Terminal, miscellaneous
Optical function display	No	Protection degree	IP20
Segment	Measurement - Monitoring - Setting	UL 94 flammability rating	V-0
Version	without warning function / function indicator	protected binary signals	2

Insulation coordination acc. to EN 50178

Pollution severity	2	Surge voltage category	III
--------------------	---	------------------------	-----

VSPC VSPC 2SL 12VDC

Weidmüller Interface GmbH & Co. KG
 Klingenbergstraße 16
 D-32758 Detmold
 Germany
 Fon: +49 5231 14-0
 Fax: +49 5231 14-292083
 www.weidmueller.com

Technical data

Rated data IEC / EN

Capacitance	2.0 nF	Discharge current I_{max} (8/20 μ s) GND-PE	10 kA
Discharge current I_{max} (8/20 μ s) wire-PE	10 kA	Discharge current I_{max} (8/20 μ s) wire-wire	10 kA
Discharge current I_n (8/20 μ s) GND-PE	2.5 kA	Discharge current I_n (8/20 μ s) wire-PE	2.5 kA
Discharge current I_n (8/20 μ s) wire-wire	2.5 kA	Fuse	0.5 A
Lightning test current, I_{imp} (10/350 μ s) GND-PE	2.5 kA	Lightning test current, I_{imp} (10/350 μ s) Wire-PE	2.5 kA
Lightning test current, I_{imp} (10/350 μ s) wire-wire	2.5 kA	Max. continuous voltage, U_c (DC)	15 V
Overload - failure mode	Modus 2	Protection level U_p (typ.)	< 200 V
Protection level on output side Wire-wire 8/20 μ s, typically	45 V	Protection level, U_p GND - PE	450 V
Pulse-reset capacity	\leq 20 ms	Rated voltage (DC)	12 V
Requirements category acc. to IEC 61643-21	C1, C2, C3, D1	Signal transmission properties (-3 dB)	2.5 MHz
Signalling contact	No	Standards	IEC 61643-21
Surge current-carrying capacity C1	< 1 kA 8/20 μ s	Surge current-carrying capacity C2	5 kA 8/20 μ s
Surge current-carrying capacity C3	100 A 10/1000 μ s	Surge current-carrying capacity D1	2.5 kA 10/350 μ s
Voltage type	DC	Volume resistance	4.7 Ω

Further details of approvals

GOST certificate GOST-Zertifikat

Connection data

Type of connection Pluggable in VSPC BASE

Ratings IECEx/ATEX/cUL

cUL certificate cUL Certificate

Classifications

ETIM 3.0	EC000943	ETIM 4.0	EC000381
ETIM 5.0	EC000943	ETIM 6.0	EC000943
UNSPSC	30-21-19-21	eClass 5.1	27-13-08-01
eClass 6.2	27-13-08-02	eClass 7.1	27-13-08-09
eClass 8.1	27-13-08-11	eClass 9.0	27-13-08-07
eClass 9.1	27-13-08-07		

Approvals

Approvals



ROHS Conform

Data sheet**VSPC**
VSPC 2SL 12VDC**Weidmüller Interface GmbH & Co. KG**
Klingenbergstraße 16
D-32758 Detmold
Germany
Fon: +49 5231 14-0
Fax: +49 5231 14-292083
www.weidmueller.com**Technical data****Downloads**

Approval/Certificate/Document of Conformity	SIL Paper CE PAPER
Brochure/Catalogue	CAT 4.4 ELECTR 16/17 EN
Engineering Data	EPLAN, WSCAD
Engineering Data	STEP
User Documentation	Instruction sheet

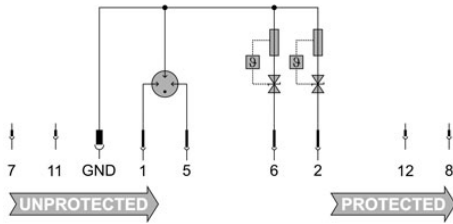
Data sheet

**VSPC
VSPC 2SL 12VDC**

Weidmüller Interface GmbH & Co. KG
 Klingenbergstraße 16
 D-32758 Detmold
 Germany
 Fon: +49 5231 14-0
 Fax: +49 5231 14-292083
 www.weidmueller.com

Drawings

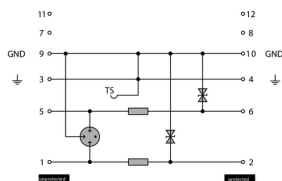
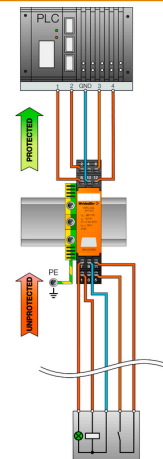
Electric symbol



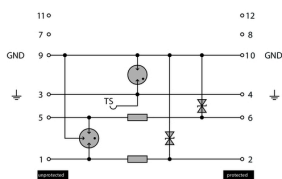
Circuit diagram

Cate- gory	Testing pulse	Surge voltage	Surge current	Pulse	Type
C1	Quick-rising edge	0.5 - 2 kV 1.2/50 µs	0.25 - 1 kA 8/20 µs	300	Surge voltage arrester
C2	Quick-rising edge	2 - 10 kV 1.2/50 µs	1 - 5 kA 8/20 µs	10	Surge voltage arrester
C3	Quick-rising edge	≥ 1 kV 1 kV/µs	10 - 100 A 10/10000 µs	300	Surge voltage arrester
D1	High power	≥ 1 kV	0.5 - 2.5 kA mit 10/350 µs	2	Arrester for lightning current and surge voltages

Discharge capacity



Komplettmodul direkte Erdung



Komplettmodul indirekte Erdung

Komplettmodul