



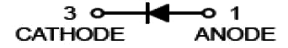
Surface Mount Switching Diode

multicomp **PRO**



Features:

- Fast Switching Speed
- High Conductance
- For General Purpose Switching Applications
- Surface Mount Package Ideally Suited for Automatic Insertion



SOT-23

Applications:

Small signal switching

Max. Rating @ TA = 25°C unless otherwise specified

Parameter	Symbol	Limits	Unit
Peak repetitive peak reverse voltage Working peak reverse voltage DC reverse voltage	V _{RRM} V _{RMS} V _R	75	V
Non-repetitive peak reverse voltage	V _{RM}	100	V
RMS reverse voltage	V _{R(RMS)}	53	V
Forward continuous current	I _{FM}	300	mA
Average rectified output current	I _o	150	mA
Non-repetitive peak forward surge current @t = 1μs @t = 1s	I _{FSM}	2 1	A
Power dissipation	P _D	350	mW
Thermal resistance junction to ambient air	R _{θJA}	375	°C/W
Operating and storage temperature range	T _j , T _{STG}	-65 to +150	°C

Electrical Characteristics @ TA = 25°C unless otherwise specified

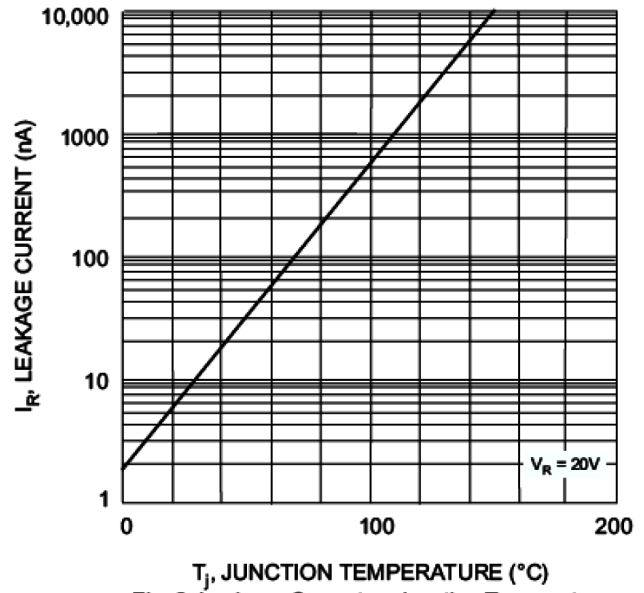
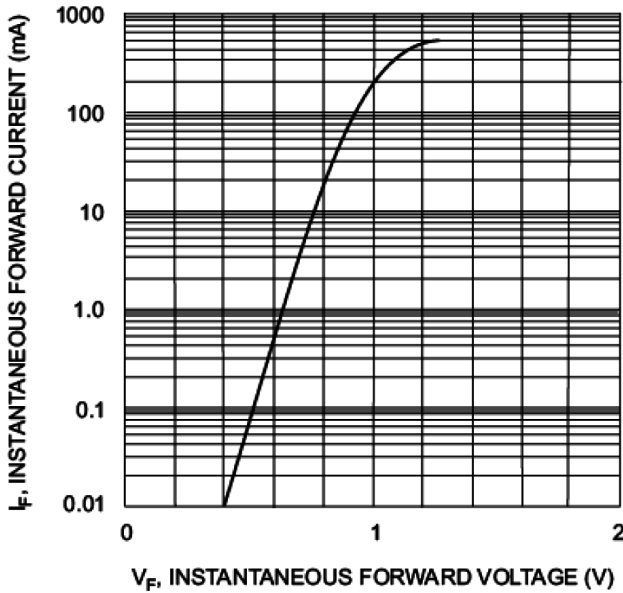
Parameter	Symbol	Conditions	Min.	Max.	Unit
Reverse breakdown voltage	V _{R(BR)}	I _R = 100μA	75	-	V
Maximum Forward voltage	V _{FM}	I _F = 1mA I _F = 10mA I _F = 50mA I _F = 150mA	-	0.715 0.855 1 1.25	V
Reverse current	I _{R1}	V _R = 75V	-	2.5	μA
	I _{R2}	V _R = 20V	-	25	nA
Diode capacitance	C _D	V _R = 0V, f = 1MHz	-	2	pF
Reverse recovery time	t _{rr}	I _F = I _R = 10mA, I _{rr} = 0.1 × I _R , R _L = 100Ω	-	4	ns

Newark.com/multicomp-pro
Farnell.com/multicomp-pro
Element14.com/multicomp-pro

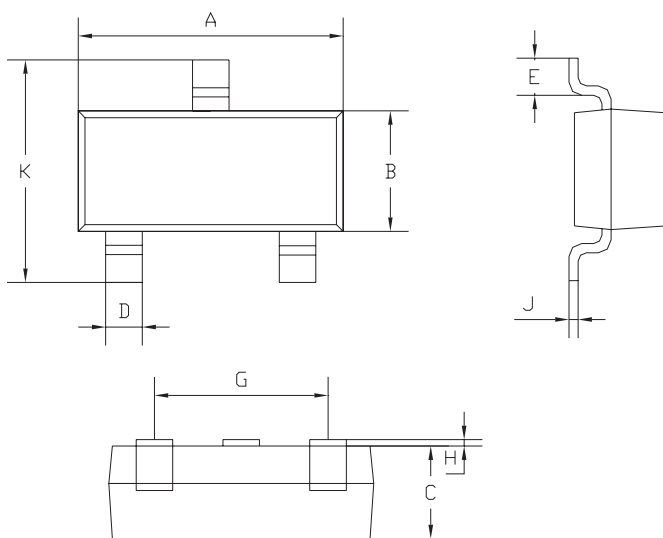
multicomp **PRO**

Surface Mount Switching Diode

Typical Characteristics @ $T_A = 25^\circ\text{C}$ unless otherwise specified



Plastic surface mounted package

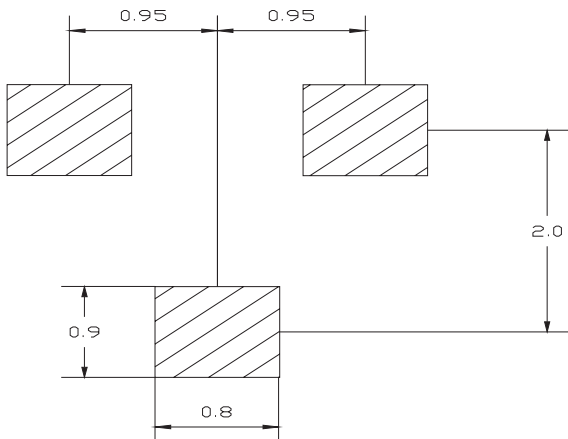


SOT-23		
Dim	Min	Max
A	2.85	2.95
B	1.25	1.35
C	1 Typical	
D	0.37	0.43
E	0.35	0.48
G	1.85	1.95
H	0.02	0.1
J	0.1 Typical	
K	2.35	2.45
All Dimensions in mm		

Surface Mount Switching Diode

multicomp PRO

Soldering Footprint



Unit : mm

Package Information

Device	Package	Shipping
MMBD4148-7-F	SOT-23	3,000 / Tape & Reel

Part Number Table

Description	Part Number
Surface Mount Switching Diode	MMBD4148-7-F

Important Notice : This data sheet and its contents (the "Information") belong to the members of the AVNET group of companies (the "Group") or are licensed to it. No licence is granted for the use of it other than for information purposes in connection with the products to which it relates. No licence of any intellectual property rights is granted. The Information is subject to change without notice and replaces all data sheets previously supplied. The Information supplied is believed to be accurate but the Group assumes no responsibility for its accuracy or completeness, any error in or omission from it or for any use made of it. Users of this data sheet should check for themselves the Information and the suitability of the products for their purpose and not make any assumptions based on information included or omitted. Liability for loss or damage resulting from any reliance on the Information or use of it (including liability resulting from negligence or where the Group was aware of the possibility of such loss or damage arising) is excluded. This will not operate to limit or restrict the Group's liability for death or personal injury resulting from its negligence. Multicomp Pro is the registered trademark of Premier Farnell Limited 2019.

Newark.com/multicomp-pro
Farnell.com/multicomp-pro
Element14.com/multicomp-pro

multicomp PRO