



Features

- Low forward voltage drop
- High current capability
- High reliability
- High surge current capability

Specifications:

Cases	: Molded plastic
Lead	: Axial leads, solderable per MIL-STD- 202, Method 208 guaranteed
Polarity	: Colour band denotes cathode end
High temperature soldering	: 260°C/10 seconds/.375", (9.5mm) lead lengths at 5 lbs., (2.3kg) tension
Weight	: 0.34g

Max. Ratings and Electrical Characteristics

Rating at 25°C ambient temperature unless otherwise specified.

Single phase, half wave, 60Hz, resistive or inductive load.

For capacitive load, derate current by 20%.

Characteristics	Symbol	Value	Units
Max. Recurrent Peak Reverse Voltage	V _{RRM}	1,000	V
Max. RMS Voltage	V _{RMS}	700	V
Max. DC Blocking Voltage	V _{DC}	1,000	V
Maximum Average Forward Rectified Current .375" (9.5mm) Lead Length @T _A = 50°C	I _(AV)	1	A
Peak Forward Surge Current, 8.3 ms Single Half Sine-wave Superimposed on Rated Load (JEDEC method)	I _{FSM}	30	A
Max. Instantaneous Forward Voltage @ 1A	V _F	1	V
Max. DC Reverse Current @ T _A =25°C at Rated DC Blocking Voltage @ T _A =125°C	I _R	5 100	uA uA
Typical Junction Capacitance (Note 1)	C _J	10	pF
Typical Thermal Resistance (Note 2)	R _{θJA}	65	°C/W
Operating and Storage Temperature Range	T _J , T _{STG}	-65 to +150	°C

Note : 1. Measured at 1MHz and Applied Reverse Voltage of 4V DC

2. Mount on Cu-Pad Size 5mm x 5mm on PCB.

Ratings and Characteristic Curves

FIG.1- MAXIMUM NON-REPETITIVE FORWARD SURGE CURRENT

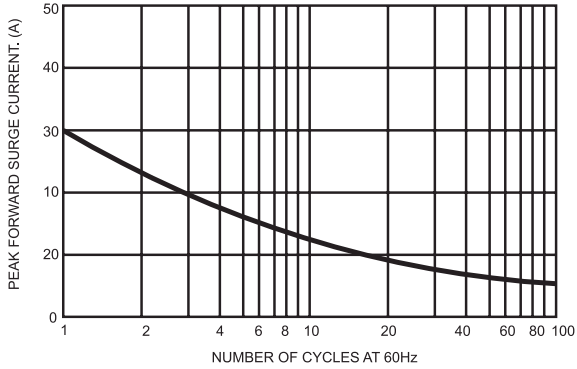


FIG.2- MAXIMUM FORWARD CURRENT DERATING CURVE

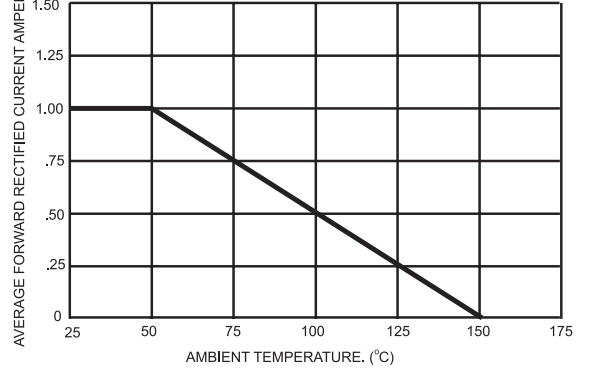


FIG.3- TYPICAL JUNCTION CAPACITANCE

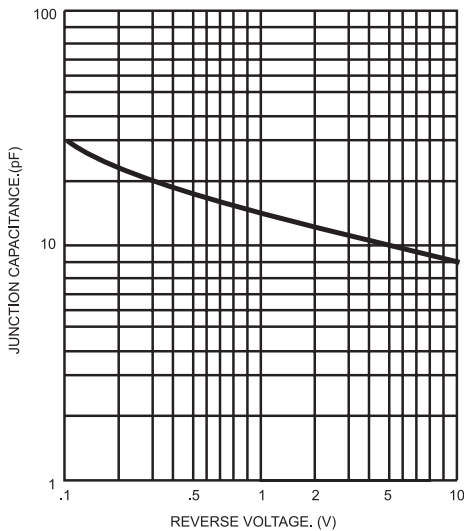
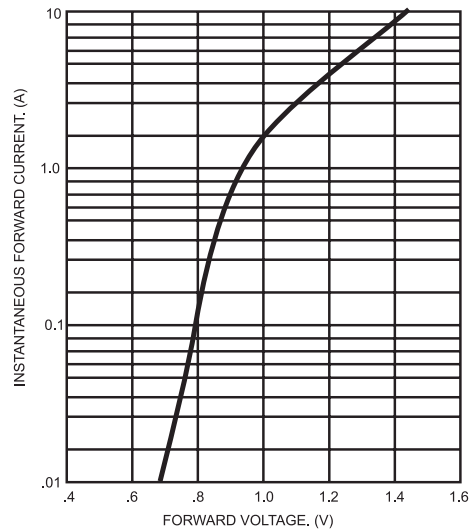
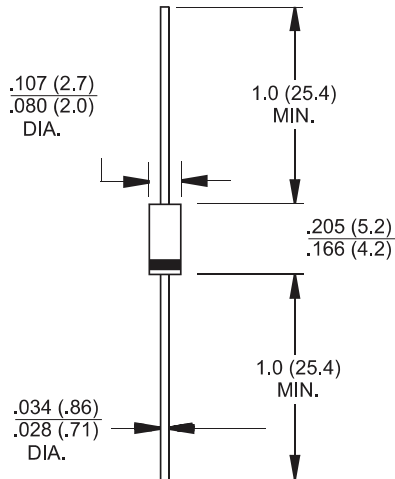


FIG.4- TYPICAL FORWARD CHARACTERISTICS



Dimensions:

DO-41



Dimensions : Inches (Millimetres)

Part Number Table

Description	Part Number
Diode, Standard, 1A, 1,000V	1N4007G+

Important Notice : This data sheet and its contents (the "Information") belong to the members of the AVNET group of companies (the "Group") or are licensed to it. No licence is granted for the use of it other than for information purposes in connection with the products to which it relates. No licence of any intellectual property rights is granted. The Information is subject to change without notice and replaces all data sheets previously supplied. The Information supplied is believed to be accurate but the Group assumes no responsibility for its accuracy or completeness, any error in or omission from it or for any use made of it. Users of this data sheet should check for themselves the Information and the suitability of the products for their purpose and not make any assumptions based on information included or omitted. Liability for loss or damage resulting from any reliance on the Information or use of it (including liability resulting from negligence or where the Group was aware of the possibility of such loss or damage arising) is excluded. This will not operate to limit or restrict the Group's liability for death or personal injury resulting from its negligence. Multicomp Pro is the registered trademark of Premier Farnell Limited 2019.

Newark.com/multicomp-pro
 Farnell.com/multicomp-pro
 Element14.com/multicomp-pro