



Features:

- Low forward voltage drop
- High current capability
- High reliability
- High surge current capability

Mechanical Data:

Cases : Moulded plastic
 Lead : Axial leads, solderable per MIL-STD-202, Method 208 guaranteed
 Polarity : Colour band denotes cathode end
 High temperature soldering guaranteed : 260°C/10 seconds/0.375", (9.5mm) lead lengths at 5lbs., (2.3kg) tension

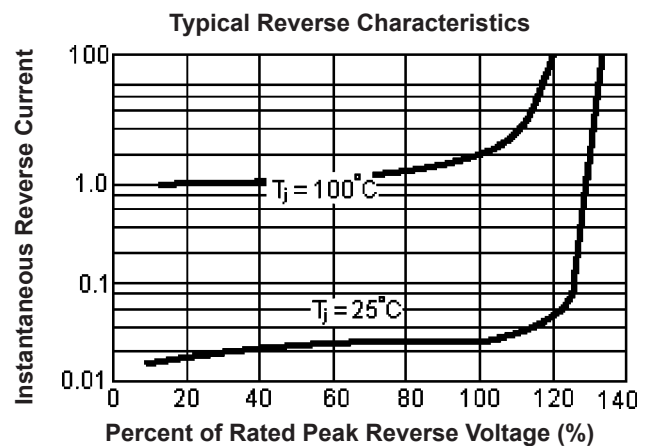
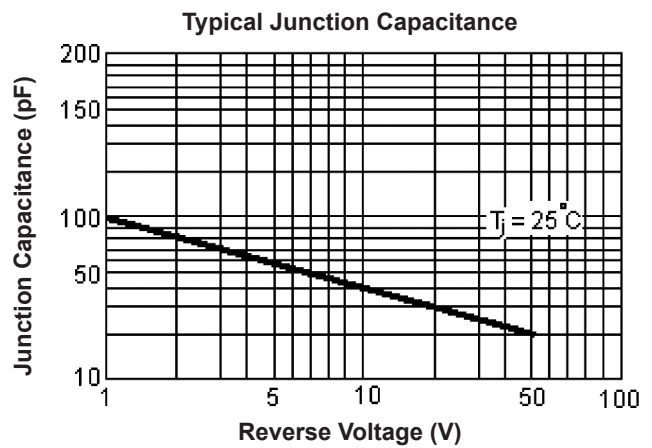
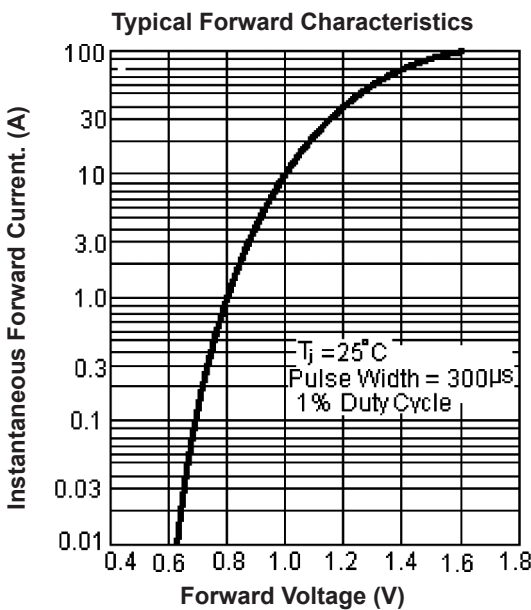
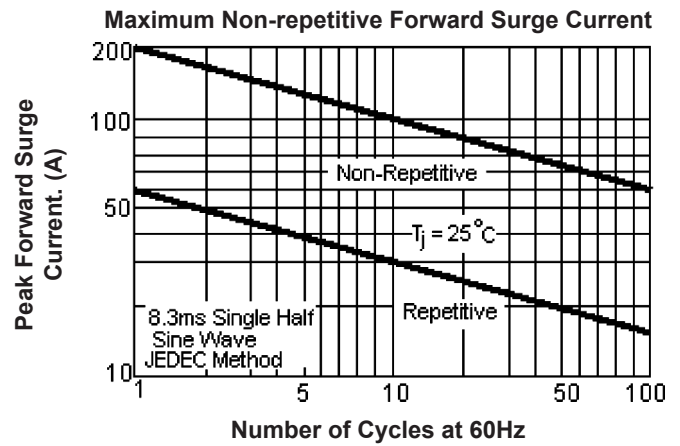
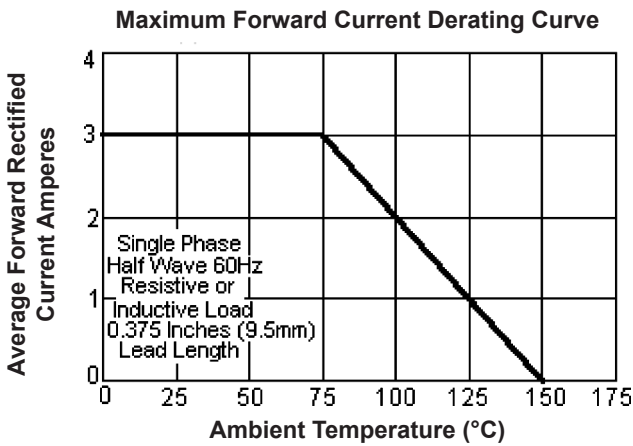
Maximum Ratings and Electrical Characteristics:

Rating at 25°C ambient temperature unless otherwise specified.
 Single phase, half wave, 60Hz, resistive or inductive load.
 For capacitive load, derate current by 20%.

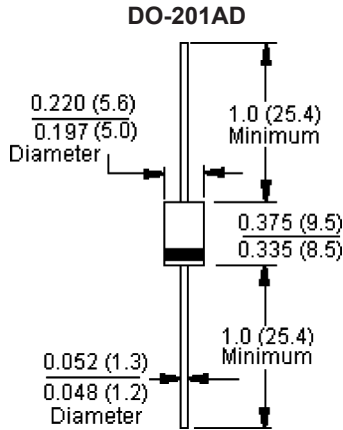
Parameter	Symbol	Values	Units
Maximum recurrent peak reverse voltage	V_{RRM}	800	V
Maximum RMS voltage	V_{RMS}	560	
Maximum DC blocking voltage	V_{DC}	800	
Maximum average forward rectified current 0.375 (9.5mm) lead length at $T_A = 75^\circ\text{C}$	$I_{(AV)}$	3	A
Peak forward surge current, 8.3ms Single half sine-wave superimposed on rated load (JEDEC method)	I_{FSM}	200	
Maximum instantaneous forward voltage at 3A	V_F	1	V
Maximum DC reverse current at $T_A = 25^\circ\text{C}$ at rated DC blocking voltage at $T_A = 100^\circ\text{C}$	I_R	5 100	μA
Maximum full load reverse current, full cycle average 0.375 inches (9.5mm) lead length at $T_L = 75^\circ\text{C}$	HT_{IR}	30	
Typical junction capacitance (note 1)	C_j	50	pF
Typical thermal resistance (note 2)	$R_{\theta JA}$	40	$^\circ\text{C/W}$
Operating temperature range	T_J	-65 to +150	$^\circ\text{C}$
Storage temperature range	T_{STG}		
Typical junction capacitance (note 1)	C_j	50	pF
Typical thermal resistance (note 2)	$R_{\theta JA}$	40	$^\circ\text{C/W}$
Operating temperature range	T_J	-65 to +150	$^\circ\text{C}$
Storage temperature range	T_{STG}		

Notes: 1. Measured at 1MHz and applied reverse voltage of 4V DC.
 2. Mount on Cu-pad size 16 × 16mm on PCB.

Ratings and Characteristics Curves:



Dimensions:



Dimensions : Inches (Millimetres)

Part Number Table

Description	Part Number
Diode, Standard, 3A, 800V	1N5407+

Important Notice : This data sheet and its contents (the "Information") belong to the members of the AVNET group of companies (the "Group") or are licensed to it. No licence is granted for the use of it other than for information purposes in connection with the products to which it relates. No licence of any intellectual property rights is granted. The Information is subject to change without notice and replaces all data sheets previously supplied. The Information supplied is believed to be accurate but the Group assumes no responsibility for its accuracy or completeness, any error in or omission from it or for any use made of it. Users of this data sheet should check for themselves the Information and the suitability of the products for their purpose and not make any assumptions based on information included or omitted. Liability for loss or damage resulting from any reliance on the Information or use of it (including liability resulting from negligence or where the Group was aware of the possibility of such loss or damage arising) is excluded. This will not operate to limit or restrict the Group's liability for death or personal injury resulting from its negligence. Multicomp Pro is the registered trademark of Premier Farnell Limited 2019.

Newark.com/multicomp-pro
 Farnell.com/multicomp-pro
 Element14.com/multicomp-pro