

RoHS
Compliant



Features:

- Ultra fast switching for high efficiency
- Low leakage current
- High forward surge capability
- Solder dip 260°C, 40s
- 175°C operating junction temperature

Specifications:

Mechanical Data:

Cases	: JEDEC DO-41 molded plastic body
Terminals	: Plated axial leads, solderable per MIL STD-750, method 2026
Polarity	: Colour band denotes cathode end
Mounting Position	: Any
Weight	: 0.33 grams
Reverse Voltage	: 600 Volts
Forward Current	: 1 Ampere

Max. Ratings and Electrical Characteristics:

Rating at 25°C ambient temperature unless otherwise specified.
Single phase, half wave, 60Hz, resistive or inductive load.
For capacitive load, derate current by 20%.

Characteristics	Symbol	Values	Units
Max. Recurrent Peak Reverse Voltage	V_{RRM}	600	V
Max. RMS Voltage	V_{RMS}	420	
Max. DC Blocking Voltage	V_{DC}	600	
Max. Average Forward Rectified Current (Square Wave Note 4) at $T_A = 80^\circ\text{C}$	$I_{(AV)}$	1	A
Peak Forward Surge Current 8.3ms Single Half Sine-wave Super imposed on Rated Load (JEDEC method)	I_{FSM}	35	
Max. Instantaneous Forward Voltage at 1A	V_F	1.35	V
Max. DC Reverse Current at $T_A = 25^\circ\text{C}$ Rated DC Blocking Voltage at $T_A = 150^\circ\text{C}$	I_R	5 50	μA
Max. Reverse Recovery Time	T_{RR}	60	nS
Typical Junction Capacitance	C_J	20	pF
Typical Thermal Resistance (Note 2)	$R_{\theta JA}$	50	$^\circ\text{C/W}$
Operating Temperature Range	T_J	-65 to +175	$^\circ\text{C}$
Storage Temperature Range	T_{STG}		

Notes:

1. Measured at 1.0 MHz and applied reverse voltage of 4.0V DC
2. Thermal resistance junction to ambient
3. The typical data above is for reference only

Rating and Characteristic Curves

FIG. 1 – FORWARD CURRENT DERATING CURVE

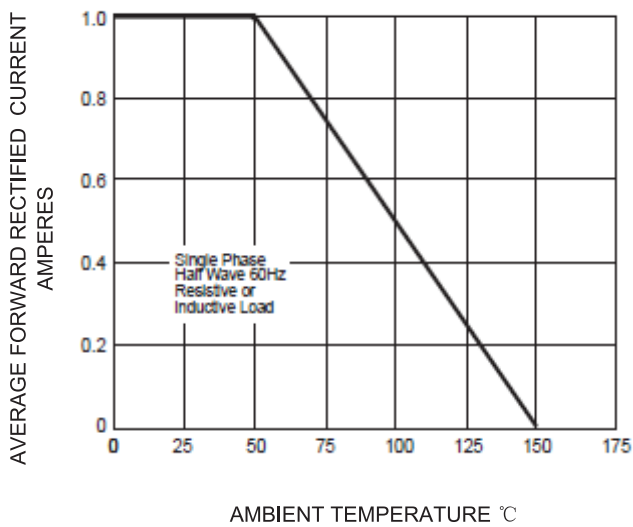


FIG. 2 – MAXIMUM NON-REPETITIVE PEAK FORWARD SURGE CURRENT

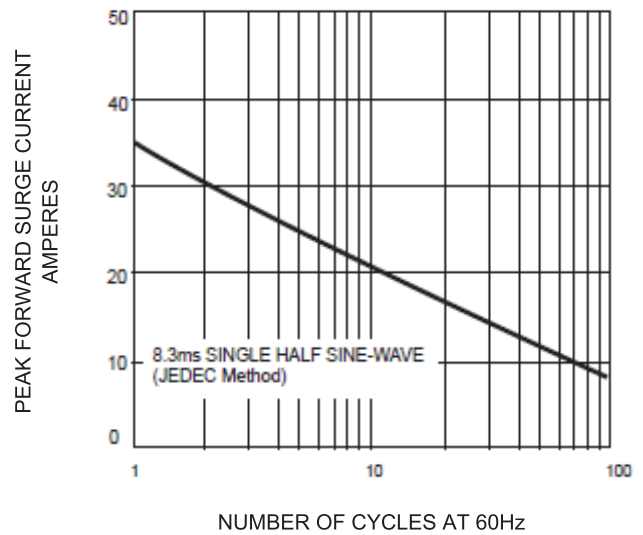


FIG.3-TYPICAL REVERSE CHARACTERISTICS

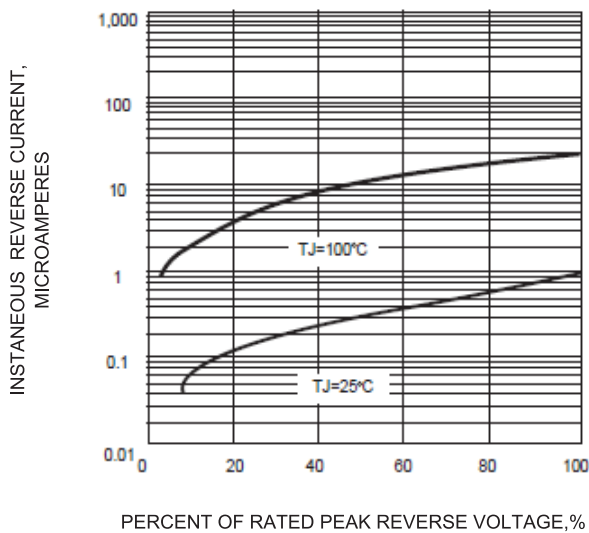
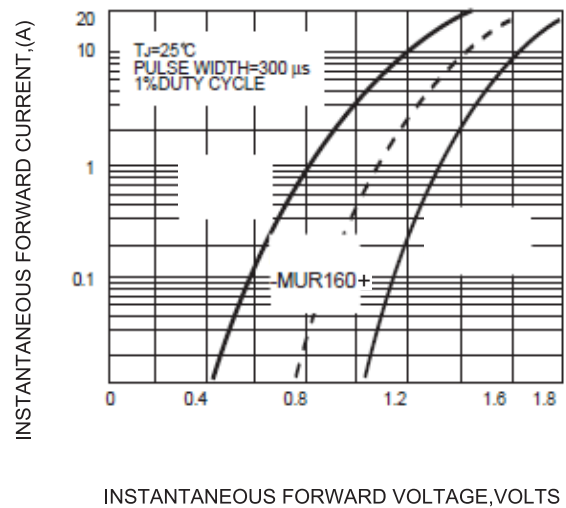
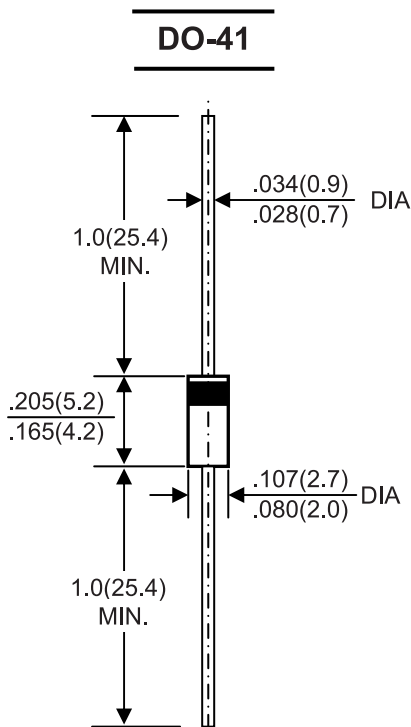


FIG.4-TYPICAL FORWARD CHARACTERISTICS



Dimensions:



Dimensions : Inches (Millimetres)

Part Number Table

Description	Part Number
Ultra Fast Rectifier, 1A, 600V	MUR160+

Important Notice : This data sheet and its contents (the "Information") belong to the members of the AVNET group of companies (the "Group") or are licensed to it. No licence is granted for the use of it other than for information purposes in connection with the products to which it relates. No licence of any intellectual property rights is granted. The Information is subject to change without notice and replaces all data sheets previously supplied. The Information supplied is believed to be accurate but the Group assumes no responsibility for its accuracy or completeness, any error in or omission from it or for any use made of it. Users of this data sheet should check for themselves the Information and the suitability of the products for their purpose and not make any assumptions based on information included or omitted. Liability for loss or damage resulting from any reliance on the Information or use of it (including liability resulting from negligence or where the Group was aware of the possibility of such loss or damage arising) is excluded. This will not operate to limit or restrict the Group's liability for death or personal injury resulting from its negligence. Multicomp Pro is the registered trademark of Premier Farnell Limited 2019.

Newark.com/multicomp-pro
 Farnell.com/multicomp-pro
 Element14.com/multicomp-pro