

Product Change Notice

Date:	September 5, 2019
Overview:	Technological improvements have been made to PNs RER120-26/14/2TD and RER120-26/14/2TDPU-003
Reason for Change:	Product enhancement
Affected Part No(s):	RER120-26/14/2TD and RER120-26/14/2TDPU-003
Design Change Detail:	<ul style="list-style-type: none"> • Improved EMC behavior • Improved start-up behavior • New PCBA • Software update • Magnetization of rotor magnet from 12 to 6 poles
Effective Date:	Immediately
Last Time Buy Deadline:	N/A
Pricing:	No change
ebm-papst employee:	Jeannine Zenobi
Attachments:	Comparison datasheet
Comments:	Form, fit, and function remain the same

Form No: 1274	Quality Record - No	Page 1 of 1
Rev. – Orig, Released 08/28/14	Retention Period – 1 year	Dept. Owner – Sales/Marketing

RER120-26/14/2 TDP

9594314001

ebmpapst



Technische Daten / technical specifications	Werte bisher / current design	Werte neu / adapted Design
Nennspannung / Nominal Voltage	24 VDC	24 VDC
Spannungsbereich / Voltage Range	16 VDC – 32 VDC	16 VDC – 32 VDC
Stromaufnahme / Current	3680 mA	3580 mA
Nenn Drehzahl / Nominal Speed	6.100 U/min	6.100 U/min
Volumenstrom / Air Flow m ³ /h	375 m ³ /h	375 m ³ /h
Sollwerteingang / Speed Control Input	PWM	PWM
Anlaufstrom / Start-up Current	-	-
Anlaufzeit / Start-up time	-	-
Einschaltstrom / Inrush Current	-	-
Tacho / Tacho	-/- or /2	-/- or /2
Leistungsaufnahme / Power Consumption	88 W	86 W
Geräusch / Noise (Schalldruck / Sound Pressure)		
Schalleistung / Sound Power	8.2 bel(A)	8.2 bel(A)
Zulässige Temperaturber. / Temperature Range	-20 °C ... +60°C	-20 °C ... +60°C
Lagersystem / Bearing System	Kugellager / Ball bearings	Kugellager / Ball bearings
Masse / Mass	430 g	430 g
Zulassungen / Approvals	CE, CSA, UL, VDE	CE, CSA, UL, VDE
Besonderheiten / Specials		

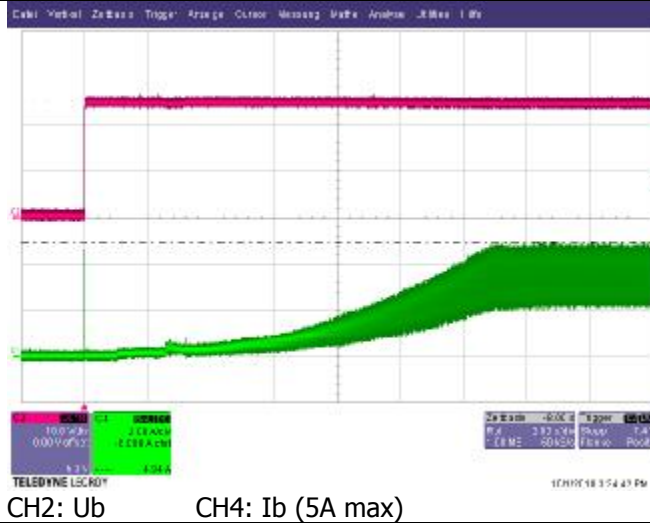
All data are mean at nominal voltage.

In order to achieve the specified life time figure, it is necessary to connect an external capacitor of 470uF/100V (e.g. Rubycon ZL100V/470uF; ebm-papst p/n 4132 xxx xxx) to the supply voltage between plus and minus. Max. lead length between fan and capacitor: 300 mm

external capacitor 470uF/100V

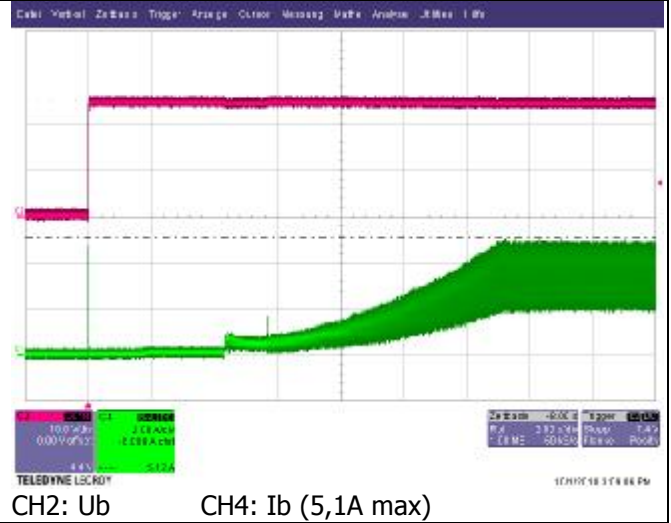
startup:

**Werte bisher /
current design**



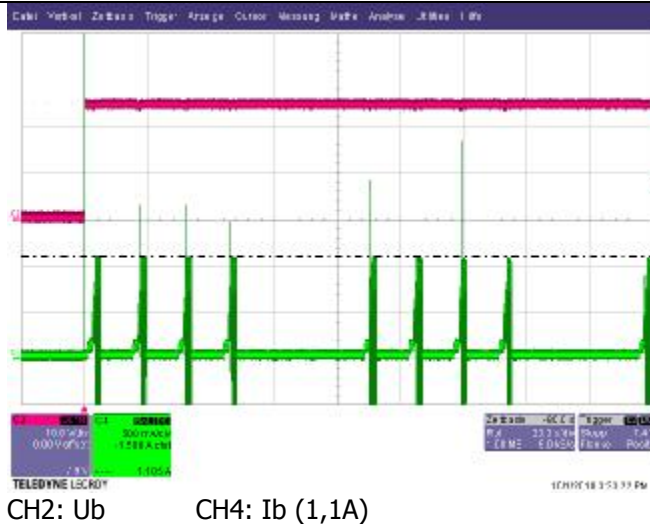
CH2: Ub CH4: Ib (5A max)

**Werte neu /
adapted Design**

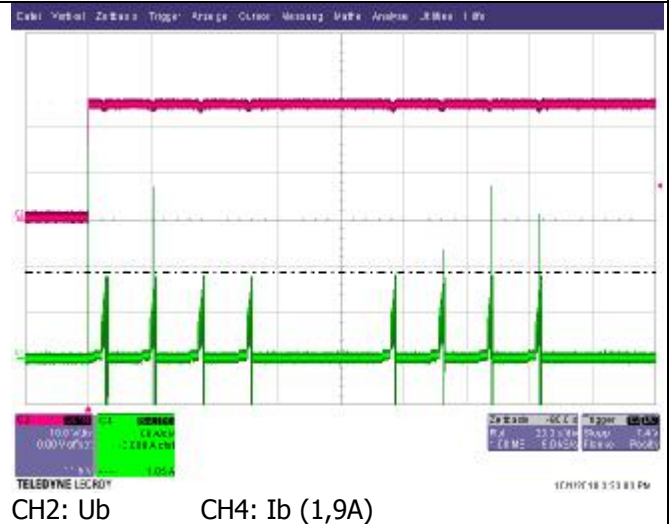


CH2: Ub CH4: Ib (5,1A max)

locked Rotor:



CH2: Ub CH4: Ib (1,1A)



CH2: Ub CH4: Ib (1,9A)