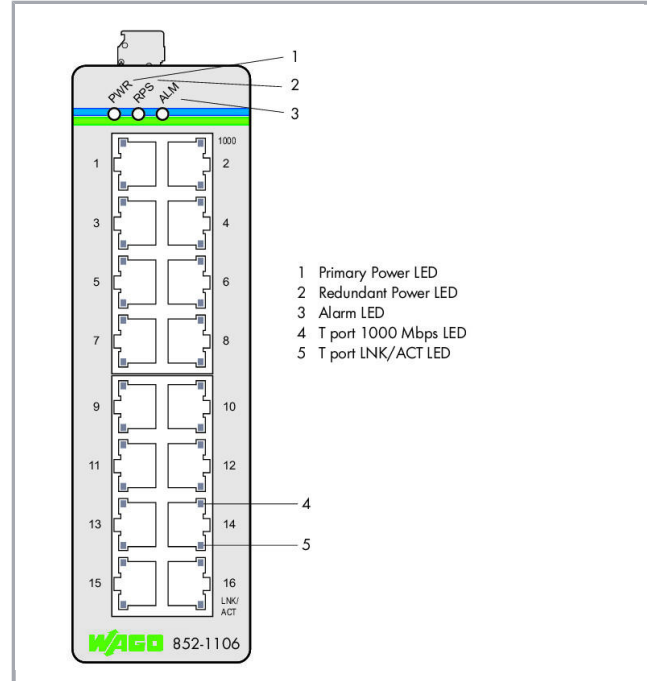


Data sheet | Item number: 852-1106

Industrial-Switch; 16 Ports 1000Base-T; Extended temperature range;
metallic black



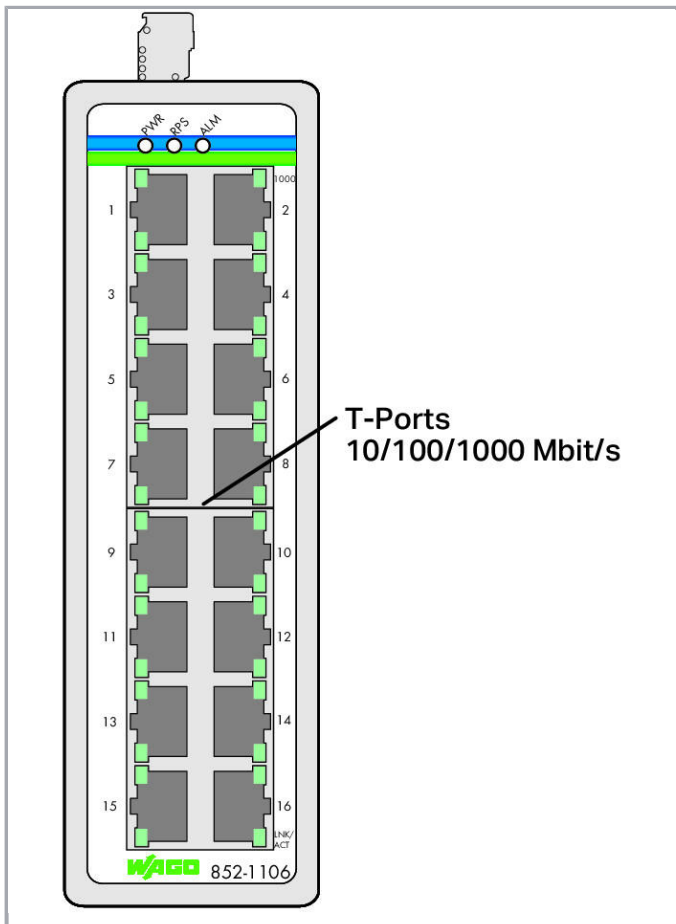
www.wago.com/852-1106



RoHS Compliant

BOMcheck.net

Color:



Item description

The 852-1106 Industrial Switch is a 16-port 10/100/1000Base-T ETHERNET switch.

The switch has a rugged metal housing, redundant power supply and function monitoring with a relay. These functions and an operating range of -40 to +70°C make it ideal for a wide range of industrial applications.

Features:

- Redundant DC power supply
- Wide supply voltage range: 12 ... 60 VDC
- DIP switches to set alarm functions
- Full compliance with IEEE 802.3, 802.3u and 802.3ab standards
- Non-blocking, store-and-forward switching
- Auto-Negotiation on all 10/100/1000Base-T ports
- Auto-MDI/MDIX (crossover) at all 10/100/1000Base-T ports
- Integrated address look-up table, supports up to 8000 absolute MAC addresses
- Overvoltage protection
- Prioritization of Profinet Ethernet Frame (EtherType=0x8892) according to IEEE802.1p



Data

Technical Data

Switchingmodus	Store-and-forward, non-blocking
Number of 1000Base-T ports	16
Communication standards	IEEE 802.3 10BASE-T IEEE 802.3u 100BASE-TX/FX IEEE 802.3ab 1000BASE-T IEEE 802.3x Flow Control IEEE 802.3az Energy Efficient Ethernet IEEE 802.1p Prioritization
Redundancy function	Redundant DC power supply
Configuration options	DIP switch for signal contact
Diagnostics	Signal contact
MAC table (large)	8000 addresses
Jumbo frame size	10000 Byte
Supply voltage	DC 12 ... 60 V
Energy consumption max.	12 W
Baud rate	Copper cable: 10/1000 Mbit/s
Transmission medium (communication/fieldbus)	Copper cable: Cat. 5e or higher, max. line length: 100 m
Panel	2 x DIP switch: Alarm function power supplies
Indicators	Device: LED (PWR, RPS) green: Power supply (primary), redundant power supply (secondary); LED (ALM) red: Alarm; per port: LED (1000, LNK/ACT) green: Status 1000 Mbps, LNK/ACT Port 1 ... 16

Connection data

Connection technology: communication/fieldbus	Copper cable: 16 x RJ-45
Anschluss technik: Versorgung	1 x im Gerät verbaute Stiftleiste: 231-436/001-000; mitgelieferte Federleiste (Steckverbinder MCS): 2231-106/026-000

Geometrical Data

Width	50 mm / 1.969 inch
Height from upper-edge of DIN-35 rail	120 mm / 4.724 inch
Depth	162 mm / 6.378 inch

Mechanical data

Weight	840
Color	metallic black
Housing material	Aluminum
Conformity marking	CE

Environmental Requirements

Surrounding air (operating) temperature	-40 ... 70 °C
Surrounding air (storage) temperature	-40 ... 80 °C
Protection class	IP30
Relative air humidity (no condensation)	95 %
Type of mounting	DIN-35 rail
Vibration resistance	acc. to IEC 60068-2-6
Shock resistance	acc. to IEC 60068-2-27
EMC immunity to interference	acc. to EN 61000-6-2
EMC emission of interference	acc. to EN 61000-6-4

Commercial data

Packaging type	BOX
Country of origin	TW
GTIN	4055143604659
Customs Tariff No.	85176200000

Compatible products

transfer module



Item no.: 289-195

Interface module; RJ-45; IDC technology; Cat. 6; in mounting carrier; with shield connection

www.wago.com/289-195

wiring and connectors



Item no.: 750-976

PROFINET RJ-45 connector, IP20; ETHERNET 10/100 Mbit/s; for field assembly

www.wago.com/750-976



Item no.: 750-977/000-011

Connector ETHERNET; RJ-45; Cat. 6A; straight; Code T568A; AWG 22

www.wago.com/750-977

/000-011



Item no.: 750-977/000-012

Connector ETHERNET; RJ-45; Cat. 6A; straight; Code T568B; AWG 22

www.wago.com/750-977

/000-012



Item no.: 750-977/000-013

Connector PROFINET; RJ-45; Cat. 6A; straight; AWG 22

www.wago.com/750-977

/000-013



Item no.: 750-977/000-021

Connector ETHERNET; RJ-45; Cat. 6A; straight; Code T568A; AWG 24

www.wago.com/750-977

/000-021

Item no.: 750-977/000-022

Connector ETHERNET; RJ-45; Cat. 6A; straight; Code T568B; AWG 24

www.wago.com/750-977

/000-022



Item no.: 750-978/000-011
Connector ETHERNET; RJ-45; Cat. 6A; straight; Code T568A; AWG 22; Strain relief

www.wago.com/750-978/000-011



Item no.: 750-978/000-012
Connector ETHERNET; RJ-45; Cat. 6A; straight; Code T568B; AWG 22; Strain relief

www.wago.com/750-978/000-012



Item no.: 750-978/000-013
Connector PROFINET; RJ-45; Cat. 6A; straight; AWG 22; Strain relief

www.wago.com/750-978/000-013



Item no.: 750-978/000-021
Connector ETHERNET; RJ-45; Cat. 6A; straight; Code T568A; AWG 24; Strain relief

www.wago.com/750-978/000-021



Item no.: 750-978/000-022
Connector ETHERNET; RJ-45; Cat. 6A; straight; Code T568B; AWG 24; Strain relief

www.wago.com/750-978/000-022



Item no.: 750-979/000-011
Connector ETHERNET; RJ-45; Cat. 6A; angled; Code T568A; AWG 22; Strain relief

www.wago.com/750-979/000-011



Item no.: 750-979/000-012
Connector ETHERNET; RJ-45; Cat. 6A; angled; Code T568B; AWG 22; Strain relief

www.wago.com/750-979/000-012



Item no.: 750-979/000-013
Connector PROFINET; RJ-45; Cat. 6A; angled; AWG 22; Strain relief

www.wago.com/750-979/000-013



Item no.: 750-979/000-021
Connector ETHERNET; RJ-45; Cat. 6A; angled; Code T568A; AWG 24; Strain relief

www.wago.com/750-979/000-021



Item no.: 750-979/000-022
Connector ETHERNET; RJ-45; Cat. 6A; angled; Code T568B; AWG 24; Strain relief

www.wago.com/750-979/000-022

power supply



Item no.: 787-1102
Switched-mode power supply; Compact; 1-phase; 24 VDC output voltage; 1.3 A output current; DC OK signal

www.wago.com/787-1102



Item no.: 787-1112
Switched-mode power supply; Compact; 1-phase; 24 VDC output voltage; 2.5 A output current; DC OK signal

www.wago.com/787-1112



Item no.: 787-1122
Switched-mode power supply; Compact; 1-phase; 24 VDC output voltage; 4 A output current; DC OK signal

www.wago.com/787-1122









Item no.: 787-1602
Switched-mode power supply; Classic; 1-phase; 24 VDC output voltage; 1 A output current; NEC Class 2; DC OK signal

www.wago.com/787-1602

Item no.: 787-1606



	Switched-mode power supply; Classic; 1-phase; 24 VDC output voltage; 2 A output current; NEC Class 2; DC OK signal	www.wago.com/787-1606
	Item no.: 787-1622 Switched-mode power supply; Classic; 1-phase; 24 VDC output voltage; 5 A output current; TopBoost; DC OK contact	www.wago.com/787-1622
	Item no.: 787-1632 Switched-mode power supply; Classic; 1-phase; 24 VDC output voltage; 10 A output current; TopBoost; DC OK contact	www.wago.com/787-1632
	Item no.: 787-1702 Switched-mode power supply; Eco; 1-phase; 24 VDC output voltage; 1.25 A output current	www.wago.com/787-1702
	Item no.: 787-1712 Switched-mode power supply; Eco; 1-phase; 24 VDC output voltage; 2.5 A output current	www.wago.com/787-1712
	Item no.: 787-1722 Switched-mode power supply; Eco; 1-phase; 24 VDC output voltage; 5 A output current	www.wago.com/787-1722

Downloads

Documentation

Manual

16-Port 1000BASE-T Industrial Switch	V 1.0.0	pdf 1.3 MB	Download
--------------------------------------	---------	---------------	----------

Additional Information

Disposal; Electrical and electronic equipment, Packaging	V 1.0.0	pdf 265.8 kB	Download
--	---------	-----------------	----------

System Description

Industrial Switches – General Product Information		pdf 2.0 MB	Download
---	--	---------------	----------

CAD/CAE-Data

CAD data

2D/3D Models 852-1106		URL	Download
-----------------------	--	-----	----------

CAE data

EPLAN Data Portal 852-1106			Download
----------------------------	--	--	----------



Installation Notes

Subject to changes.

WAGO Kontakttechnik GmbH & Co. KG
Hansastr. 27
32423 Minden
Phone: +49571 887-0 | Fax: +49571 887-169
Email: info.de@wago.com | Web: www.wago.com

Do you have any questions about our products?
We are always happy to take your call at +49 (571) 887-44222.