











H K Wentworth Group
Distributed and Supported in
the UK



hakko.com - hakko.co.uk

Packing List

-  FM-203 Station with British Power Lead (B2425)
+ Instruction manual
-  Soldering Iron Stand (FH200)
-  Soldering Iron (FM2027) + Yellow Grip (B3216)
T15 Tip **NOT** included
-  Programming Key (B2972)
-  Tip Cleaning Wire + Pot (599B)
-  Heat Resistant Pad (B2300)
-  Connecting Cable (B3253)
-  Tip Holder (B2756)

FM-203



Specifications:

Model No.	FM-203
Power consumption	140W
Temperature range	FM-2026/2027: 200 to 450°C FM-2022/2023: 200 to 400°C FM-2024:350 to 450°C FM-2032: 200 to 450°C
Temperature stability	±5°C at idle temperature

FM-203 Soldering Station

Output voltage	AC 24V
Dimensions	120(W)×120(H)×190(D)mm
Weight	2.7kg

FM2028 Soldering Iron

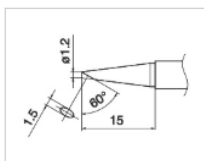
Power consumption	70W (24V)
Tip to ground resistance	<2Ω
Tip to ground potential	<2mV
Heating element	Composite heater
Cord length	1.2m
Total length	188mm (with 2.4D tip)
Weight	30g (with 2.4D tip)

* Total length and weight (w/o cord)

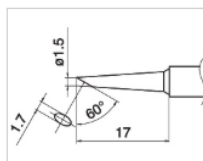
Tips:

The FM2027 supplied with the FM-203 soldering and rework station requires the T15 Series Tips which are available in a variety of shapes and sizes to purchase separately. Note: a Tip is NOT included with this soldering station.

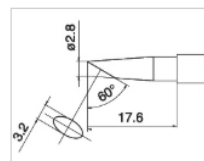
Shape B / C



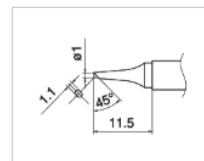
T15-BC12 Shape-1.2BC



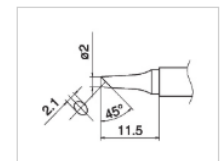
T15-BC15 Shape-1.5BC



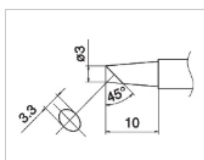
T15-BC28 Shape-2.8BC



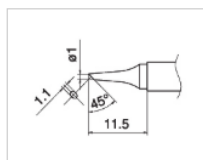
T15-BC1 Shape-1BC



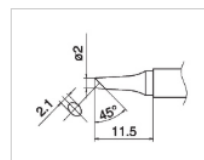
T15-BC2 Shape-2BC



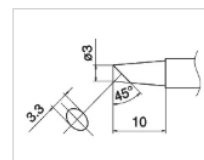
T15-BC3 Shape-3BC



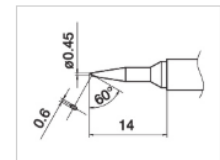
T15-BCF1 Shape-1BC
Tinned cut surface only



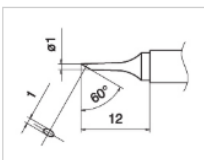
T15-BCF2 Shape-2BC
Tinned cut surface only



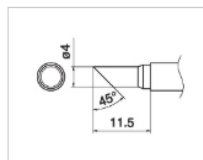
T15-BCF3 Shape-3BC
Tinned cut surface only



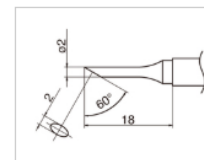
T15-SBC04 Shape-0.4SBC
Narrow-pitch Soldering Type
(Shape S)



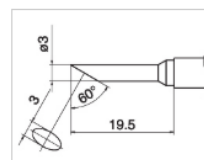
T15-C1 Shape-1C



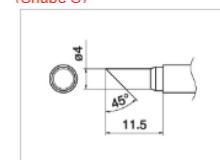
T15-C4 Shape-4C



T15-CF2 Shape-2C



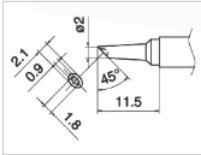
T15-CF3 Shape-3C



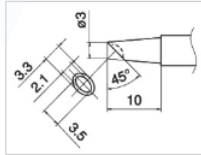
T15-CF4 Shape-4C
Tinned cut surface only

Tips (Continued):

Shape BCM / CM

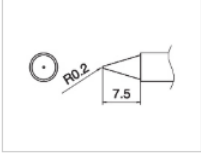


T15-BCM2 Shape-2BC Bevel with indent
Special Applications Type

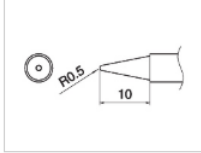


T15-BCM3 Shape-3BC Bevel with indent
Special Applications Type

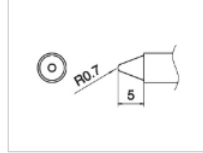
Shape B



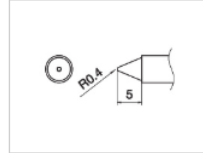
T15-B Shape-B



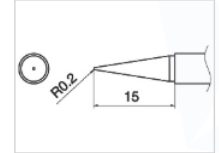
T15-B2 Shape-0.5B



T15-B3 Shape-0.7B

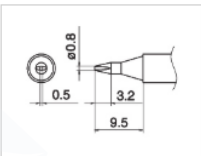


T15-B4 Shape-0.4B

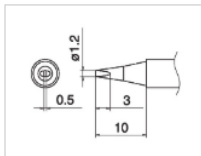


T15-BLL Shape-BL Long

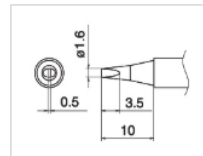
Shape D



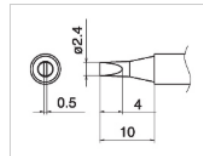
T15-D08 Shape-0.8D



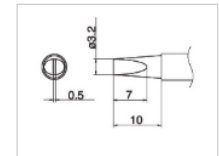
T15-D12 Shape-1.2D



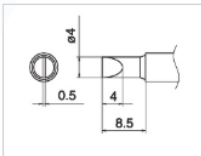
T15-D16 Shape-1.6D



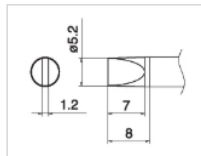
T15-D24 Shape-2.4D



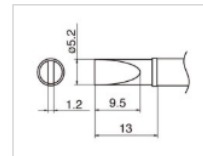
T15-DL32 Shape-3.2D Long
Just joined as standard tip.



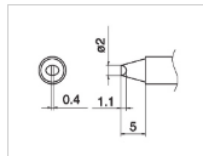
T15-D4 Shape-4D



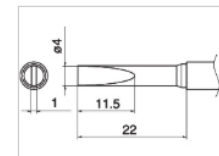
T15-D52 Shape-5.2D



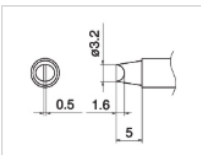
T15-DL52 Shape-5.2D Long



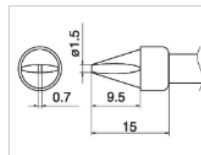
T15-D2 Shape-2D



T15-DL4 Shape-4D Long

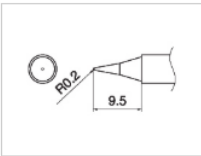


T15-D32 Shape-3.2D

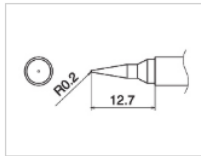


T15-XD15 Shape-1.5XD

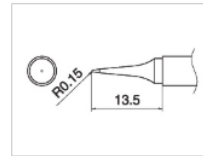
Shape I



T15-I Shape-I

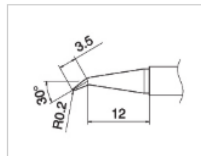


T15-IL Shape-IL

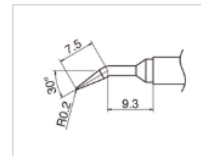


T15-ILS Shape-ILS

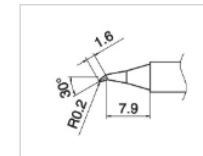
Shape J



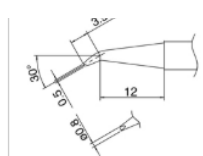
T15-J02 Shape-0.2J (Shape-0.2RSB)



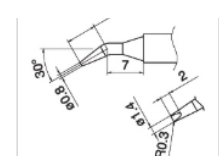
T15-JL02 Shape-0.2JL (Shape-0.2RLB)



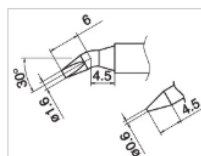
T15-JS02 Shape-0.2JS (Shape-0.2RSSB)



T15-JD08 Shape-0.8JD



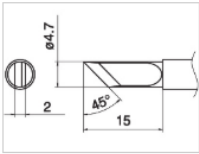
T15-JD14 Shape-1.4JD



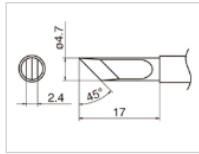
T15-JD16 Shape-1.6JD

Tips (Continued):

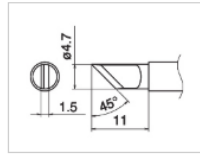
Shape K



T15-K Shape-K

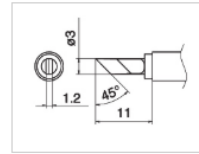


T15-KF Shape-KF



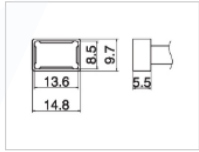
T15-KL Shape-KL

For drag soldering for left-handed.

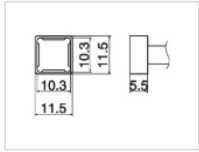


T15-KU Shape-KU

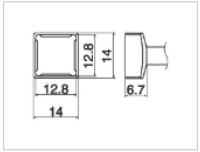
SMD Type : Shape Quad



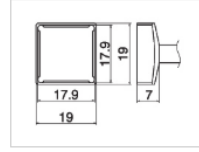
T15-1201 Quad
SMD Type
Size 13.6 x 8.5



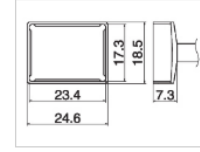
T15-1202 Quad
SMD Type
Size 10.3 x 10.3



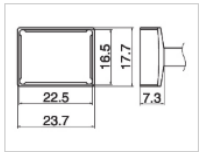
T15-1203 Quad
SMD Type
Size 12.8 x 12.8



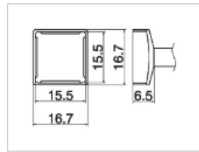
T15-1204 Quad
SMD Type
Size 17.9 x 17.9



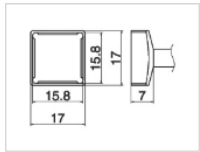
T15-1205 Quad
SMD Type
Size 23.4 x 17.3



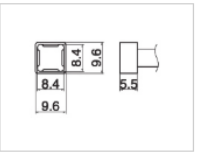
T15-1206 Quad
SMD Type
Size 22.5 x 16.5



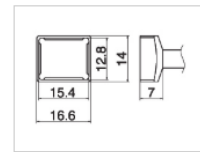
T15-1207 Quad
SMD Type
Size 15.5 x 15.5



T15-1208 Quad
SMD Type
Size 15.8 x 15.8

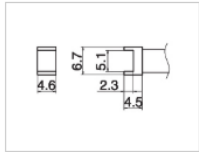


T15-1209 Quad
SMD Type
Size 8.4 x 8.4

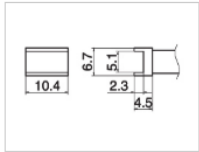


T15-1210 Quad
SMD Type
Size 15.4 x 12.8

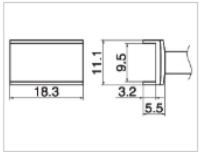
SMD Type : Shape Tunnel



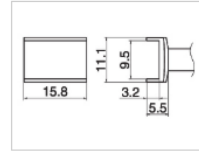
T15-1001 Tunnel
SMD Type
Size 5.1 x 4.6



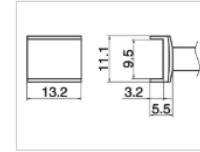
T15-1002 Tunnel
SMD Type
Size 5.1 x 10.4



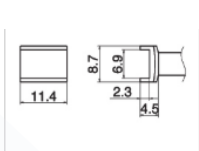
T15-1003 Tunnel
SMD Type
Size 9.5 x 18.3



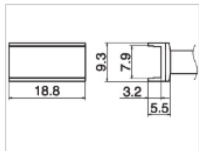
T15-1004 Tunnel
SMD Type
Size 9.5 x 15.8



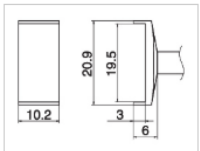
T15-1005 Tunnel
SMD Type
Size 9.5 x 13.2



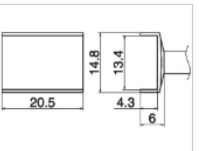
T15-1006 Tunnel
SMD Type
Size 6.9 x 11.4



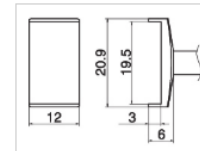
T15-1007 Tunnel
SMD Type
Size 7.9 x 18.8



T15-1008 Tunnel
SMD Type
Size 19.5 x 10.2

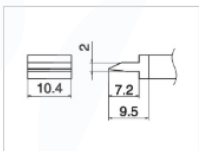


T15-1009 Tunnel
SMD Type
Size 13.4 x 20.5

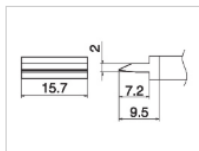


T15-1010 Tunnel
SMD Type
Size 19.5 x 12

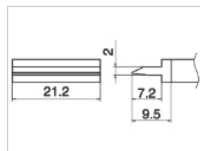
SMD Type : Shape Spatula



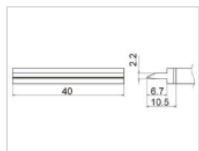
T15-1401 Spatula
SMD Type
Size 10.4



T15-1402 Spatula
SMD Type
Size 15.7

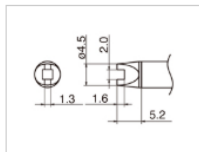


T15-1403 Spatula
SMD Type
Size 21.2

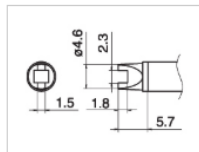


T15-1406 Spatula
SMD Type
Size 40

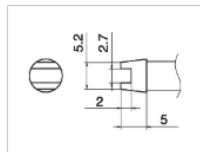
Shape R



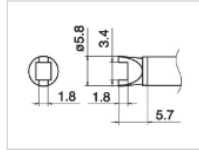
T15-R20 Shape-2.0R



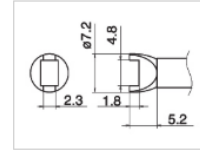
T15-R23 Shape-2.3R



T15-R27 Shape-2.7R



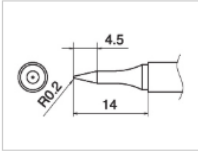
T15-R34 Shape-3.4R



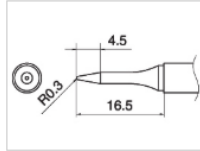
T15-R48 Shape-4.8R

Tips (Continued):

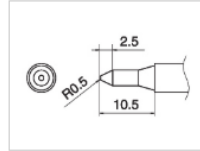
Shape SB



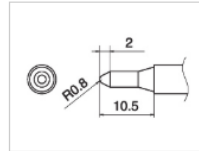
T15-SB02 Shape-0.2SB
Narrow-pitch Soldering Type
(Shape S)



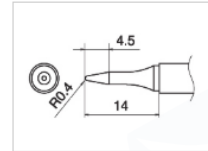
T15-SB03 Shape-0.3SB
Narrow-pitch Soldering Type
(Shape S)



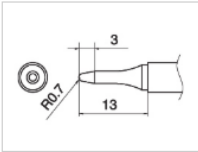
T15-SB05 Shape-0.5SB
Narrow-pitch Soldering Type
(Shape S)



T15-SB08 Shape-0.8SB
Narrow-pitch Soldering Type
(Shape S)

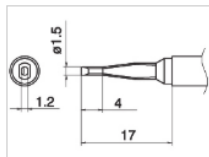


T15-SBS04 Shape-0.4SBS
Narrow-pitch Soldering Type
(Shape S)

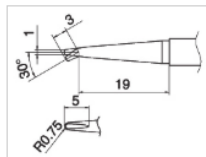


T15-SBS07 Shape-0.7SBS
Narrow-pitch Soldering Type
(Shape S)

Special Applications Type



T15-1603 Shape-Long reach
chisel
Special Applications Type



T15-1605 Shape-Long reach
bent chisel
Special Applications Type

Recommended Extras:

Available to purchase separately



FM2024
Desoldering
Conversion Kit*

*Requires N3 Series Nozzles



FM2022
SMD Rework
Conversion Kit*

*Requires T16 Series Tips



FM2023
Mini SMD Rework
Conversion Kit



FM2030
Heavy Duty Soldering
Iron Conversion Kit*

*Requires T22 Series Tips



FM2032
Micro-Soldering Iron
Conversion Kit*

*Requires T30 Series Tips



Colour Coded Grips
B3216 Yellow
B3217 Orange
B3218 Blue
B3219 Green



FG100B
Tip Thermometer



FA-400 Desk Top
Fume Extractor



FT-710 Solder Tip
Polisher



Solder Wire Holder
611-1 (Single)
611-2 (Double)

Simultaneous Use:



Simultaneous use	Channel D	Channel S
Yes	 <p>➤ HAKKO FM-2027 Soldering iron</p>	
No Either one of handpieces operates	 <p>➤ HAKKO FM-2022 Rework tool (direct heat-type)</p>	
No Either one of handpieces operates	 <p>➤ HAKKO FM-2023 Rework tool (direct heat-type)</p>	 <p>➤ HAKKO FM-2027 Soldering iron</p>
No Either one of handpieces operates	 <p>➤ HAKKO FM-2030 Heavy duty soldering iron</p>	 <p>➤ HAKKO FM-2024(*1) Desoldering tool</p>
No Either one of handpieces operates	 <p>➤ HAKKO FM-2031 N2 heavy duty soldering iron</p>	 <p>➤ HAKKO FM-2026(*2) N2 soldering iron</p>
Yes	 <p>➤ HAKKO FM-2024(*1) Desoldering tool</p>	 <p>➤ HAKKO FM-2032 Micro soldering iron</p>
Yes	 <p>➤ HAKKO FM-2026(*2) N2 soldering iron</p>	
Yes	 <p>➤ HAKKO FM-2032 Micro soldering iron</p>	

*1 For HAKKO FM-2024, each handpiece needs a desoldering control box and compressor.

*2 For HAKKO FM-2026, each handpiece needs an N² generator (HAKKO FX-780), flowmeter (HAKKO FX-791), compressor, regulator, etc. For further details, refer to the combination examples.



H K Wentworth Group
Distributed and Supported in
the UK