

Your life Connected, Your life Smarter

Features & Benefits

Smart Power Adaptor, 13A White Moulded

Innovative Home Automation system from BG.
Control your connected devices from anywhere.
Your life connected, Your life smarter.

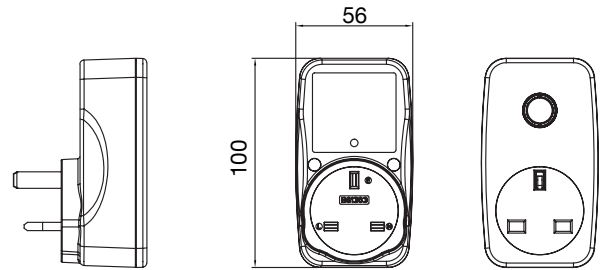
- Control and schedule power in the home or outside via touch, voice commands or APP.
- No expensive gateway hub unit, no expensive cloud costs, or subscriptions.
- BG Home' App available to download from App Store or Google Play
- Set timer schedules, countdown function or random security options
- Compatible with Google Home, and Amazon Alexa for smart home integration.
- Quick and easy set-up, with in-App support.

Product Images



AHC_U

Line Drawings



Technical Specifications

Standard(s)	Low Voltage Directive 2014/35/EU BS1363-2 : 2016 + A1:2018 EN 60669-2-1 : 2004 + A1:2009 + A12:2010 RED & EMC	
WEEE Directive	Yes	
RoHS Directive	Yes	
Rating	13 Amp 240V ~	
Contact Gap	3.0mm minimum	
Switch Type	Single Pole	
Stand-by Power	<0.3W	
Working Condition Temp:	-20 - +85°C (For WiFi module)	

Wireless Specifications

Connection Protocol	WiFi (Fast Con)
Wireless Frequency	2.4GHz
Wireless IEEE Standards	IEEE802.11b/g/n
Security Type	WAP/WAP2
Security Mechanism	Encryption standard: Open/WEP-Open/WPA/WPA2 Encryption algorithm: WEP64/WEP128/TKIP/AES

Packaging Information

Cat No.	Description	Packaging Type			Pack Quantity			Barcode		
		Product	Inner Box	Outer Box	Each	Inner Box	Outer Box	Individual	Inner Box	Outer Box
AHC_U	WH 13A ADPT HC	Box	Box	Carton	1	6	30	5050765176590	5050765177573	5050765177580


Weights & Dimensions

Cat No.	Description	Dimension (W x H x D) cm			Weight (Kg)			CBM (m3)
		Product	Inner Box	Outer Box	Each	Inner Box	Outer Box	Outer Box
AHC_U	WH 13A ADPT HC	5.6 x 10 x 6.4	20 x 16 x 19.30	98.2 x 17.5 x 20.5	0.17	1.18	6.48	0.035



Your life Connected, Your life Smarter

Take control of your power from anywhere



Control your Power by:



Mobile



Voice



Touch

Use with the BG Home app



Compatible with: amazon alexa | Google HOME

1. Install the BG Home App

Download the BG Home App for your Android or iOS device.



Scan the QR code below



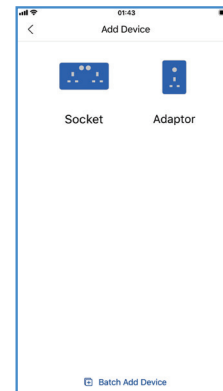
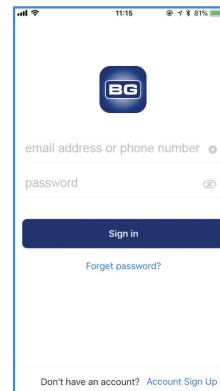
Scan the QR code below



2. Account creation

Follow the on-screen advice to set-up an initial account

If you have a BG Home account already skip to "Add Device"



Device Setup

Press and hold button for 5 seconds. The adaptor will then enter Wi-Fi configuration mode and the indicator illuminated **RED flashing quickly**.

Once set up your mobile device will indicate a successful connection and the Red indicator on the socket will turn off.

You can now plug in the device you would like to control.

3. Socket setup

On the App select 'Add device'

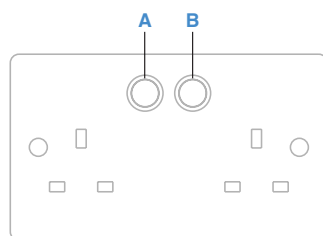
Ensure that your Smart Socket is connected to the power supply as per the 'Wiring Instructions' supplied. After the initial power up both switch LED indicators will illuminate **RED** and start to blink and the socket will be ready for setup.



Socket Setup

Press and hold button A for 5 seconds. The socket will then enter Wi-Fi configuration mode and the indicator illuminated **RED flashing quickly**.

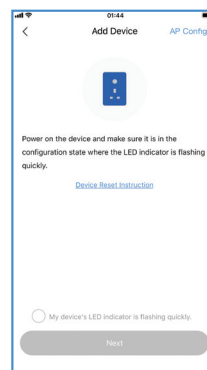
Once set up your mobile device will indicate a successful connection and the Red indicator on the socket will turn off.



3. Adaptor setup

On the App select 'Add device'

Ensure that your Smart Adaptor is connected to the power supply. After the initial power up the switch LED indicator will illuminate **RED** and start to blink and the adaptor will be ready for setup.

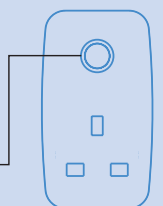


Adaptor Setup

Power control on the adaptor can be manual or 'smart'

The power button will illuminate **BLUE** for ON

POWER BUTTON



You can now plug in the device you would like to control.

If these setup procedures fail, follow the "AP Config" setup and the step by step instructions on the App.

Connecting Additional Smart Devices

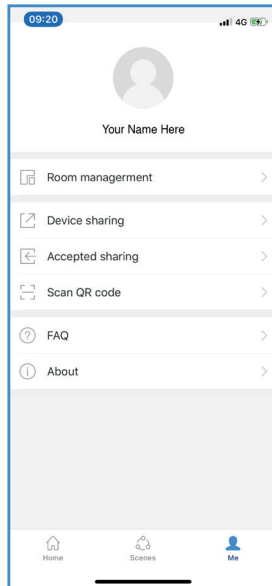
To connect additional BG Home Smart Devices, please follow the steps below:

1. Connect and power up the device
2. Press and hold the power button until the **RED LED flashes quickly**
3. Go to the BG Home app and 'Add Device'
4. Once found and connected name the device accordingly

Repeat for all additional BG Home Smart Devices.

Additional Support & FAQs

For additional support and FAQs please view the 'Me' section of the BG Home App.



Third Party Control Overview

amazon alexa

If you're new to Echo, it's a super smart speaker from Amazon that responds to your voice.

Once you've bought Amazon Echo and downloaded the BG Home App, you'll just need to enable....

1. Enable the BG Home App

In your Alexa app, tap Skills in the menu and search for BG Home. Tap Enable.

2. Link Account

Enter your BG Home App username and password and follow the onscreen instructions.

3. Talk to Alexa

Now the fun part. Ask Alexa to control your BG Smart Home device.

Google HOME

Now you can use Google's voice-activated speaker to control your Smart Home sockets and adaptors. With the Google Assistant, you can turn on your lights without pressing a button!

1. Setup

Start by getting the Google Home app and setting up your Google Home if you have not done this already.

2. Add BG Smart Home Action

In the Google Home app tap the menu icon and select Home Control. Then tap the + button to see a list of Actions tapping BG Home to select the Action.

3. Link your BG Home Account

Now follow the in-app instructions to link your BG Home App account. Once complete you'll be able to say 'Ok Google, turn my lamp on'.