



29 October 2019

**Specification change: WB1F series fixed linear CCD scanners,  
WB2F series 2D code scanners, and  
WB9Z-CU100 communication unit supporting code scanners for WB2F**

IDEC would like to inform you of a few specification changes regarding our WB1F series fixed linear CCD scanners, WB2F series 2D code scanners, and WB9Z-CU100 communication unit supporting code scanners for WB2F. Details are as follows:

**1. WB1F series fixed linear CCD scanners**

**1-1. Subject models**

WB1F series fixed linear CCD scanners: 2 items

Product	Communication interface	Part number
WB1F series fixed linear CCD scanners	RS-232 type	WB1F-100S1B
	USB type	WB1F-100S1S



Note: Including special products which firmware version is not specified

**1-2. Modification details**

Firmware (Version 002.060.00)

- GS1-128: 2019 year edition compliant AI
- Reading performance is improved

Support tool (Version 001.060.00)

- Same modification as Firmware
- Simplified Chinese is added for language

Note: There is no other specification change.

**1-3. How to download the support tool**

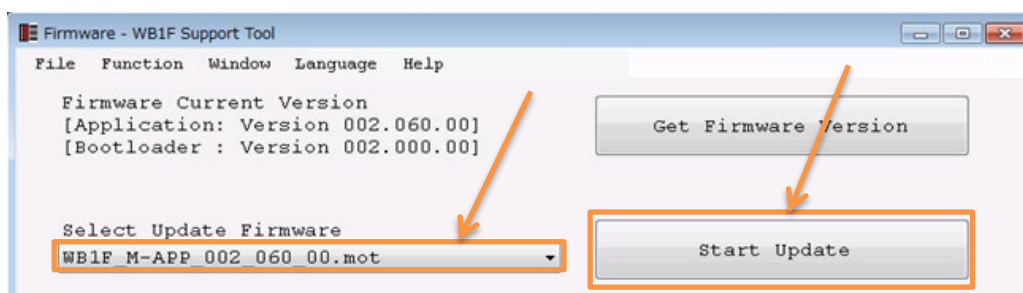
Please download the “WB1F series support tool” from [www.us.idec.com](http://www.us.idec.com) under products and code scanner.

\*Download the compressed file “soft\_wb2f\_support\_tool\_v2\_002-000-00-a.zip”

\*Support tool Version 001.060.00 includes firmware Version 002.000.00

**1-4. How to update the firmware**

On the window “Firmware – WB1F Support Tool”, select the new firmware and click the “Start Update” button.





### 1-5. Schedule

Starting progressively in October 2019

Note: Support tool will be released on our web site in the middle of October

### 1-6. Part number and prices

No change

## 2. WB2F series 2D code scanners

### 2-1. Subject models

WB2F-100S1B



### 2-2. Modification details

Firmware (Version 002.000.00)

- GS1-128: 2019 year edition compliant AI
- Reading stability judgment function support is added
- Print quality simple verification function support is added
- Reading performance is improved

Support tool (Version 002.000.00)

- Same modification as Firmware

Note: There is no other specification change.

### 2-3. How to download the support tool

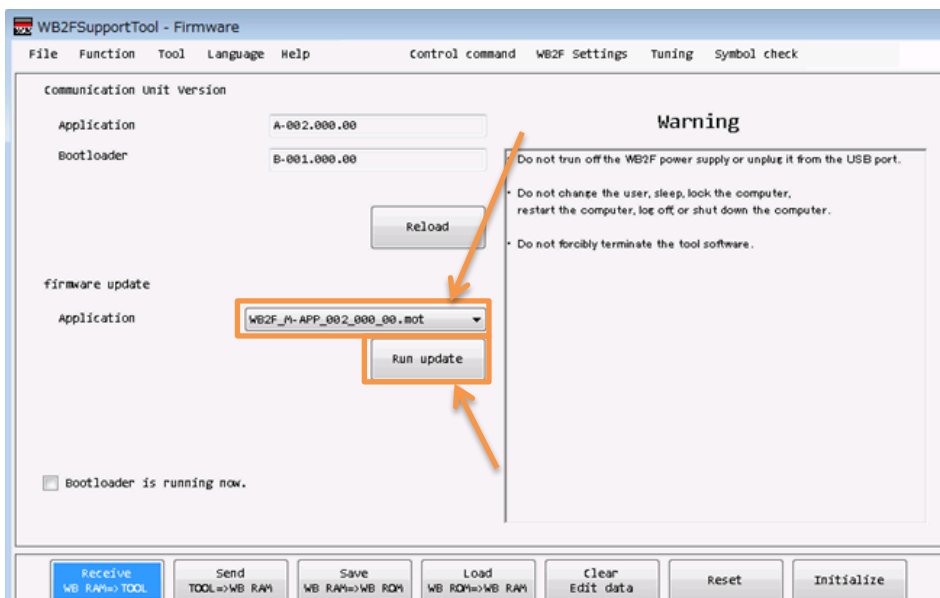
Please download the “WB2F series support tool” from [www.us.idec.com](http://www.us.idec.com) under products and code scanner.

\*Download the compressed file “soft\_wb2f\_support\_tool\_v2\_002-000-00-a.zip”

\*Support tool Version 002.000.00 includes firmware Version 002.000.00

### 2-4. How to update the firmware

On the window “WB2F Support Tool – Firmware”, select the new firmware and click the “Run update” button.





### 2-5. Schedule

Starting in November 2019

Note: Support tool will be released on our web site in the middle of October

### 2-6. Part number and prices

No change

## 3. WB9Z-CU100 communication unit supporting code scanners for WB2F

### 3-1. Subject models

WB9Z-CU100



### 3-2. Modification details

Firmware (Version 001.020.00)

- Command for getting the version of hardware is added

Support tool (Version 001.020.00)

- Same modification as Firmware

Note: There is no other specification change.

### 3-3. How to download the support tool

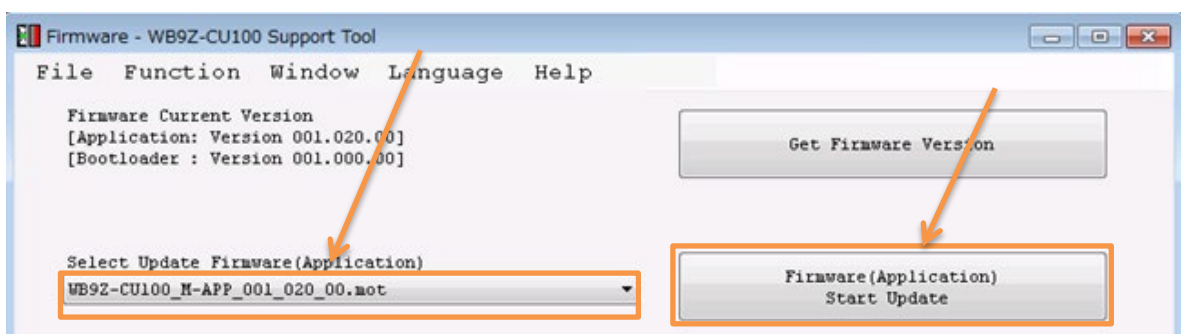
Please download the “WB2F series support tool” [www.us.idec.com](http://www.us.idec.com) under the product tab, sensors, code scanners.

\*Download the compressed file “soft\_wb2f\_support\_tool\_v2\_002-000-00-a.zip”

\*Support tool Version 002.000.00 includes firmware Version 002.000.00

### 3-4. How to update the firmware

On the window “Firmware – WB9Z-CU100 Support Tool”, select the new firmware and click the “Firmware (Application) Start Update” button.



### 3-5. Schedule

Starting in November 2019

Note: Support tool will be released on our web site in the middle of October

### 3-6. Part number and prices

No change