

# Surge protection device - TTC-6-TVSD-D-60DC-UT-I - 2906836

Please be informed that the data shown in this PDF Document is generated from our Online Catalog. Please find the complete data in the user's documentation. Our General Terms of Use for Downloads are valid (<http://phoenixcontact.com/download>)




Fine surge protection with integrated status indicator for a 2-wire floating signal circuit.

## Your advantages

- ✓ Space-saving installation due to the narrow overall width of 6.2 mm
- ✓ Signaling without additional auxiliary power, thanks to the mechanical status indicator
- ✓ Optional remote signaling module monitors up to 40 items, without additional wiring
- ✓ Safe behavior in the event of overload, thanks to the integrated disconnect device
- ✓ Fine surge protection by means of suppressor diode

## Key Commercial Data

|                                      |   |
|--------------------------------------|---|
| Packing unit                         | 1 pc  |
| GTIN                                 | <br>4 055626 136929 |
| GTIN                                 | 4055626136929   |
| Weight per Piece (excluding packing) | 20.140 g  |
| Custom tariff number                 | 85363010  |
| Country of origin                    | Germany   |
| Note                                 | Made to Order (non-returnable)  |

## Technical data

### Dimensions

|        |                                 |
|--------|---------------------------------|
| Height | 92 mm                           |
| Width  | 6.2 mm                          |
| Depth  | 69.5 mm (incl. DIN rail 7.5 mm) |

### Ambient conditions

|   |                  |
|---|------------------|
| Ambient temperature (operation)         | -40 °C ... 85 °C |
| Ambient temperature (storage/transport) | -40 °C ... 85 °C |

# Surge protection device - TTC-6-TVSD-D-60DC-UT-I - 2906836

## Technical data

### Ambient conditions

|                                  |  |
|----------------------------------|--|
| Permissible humidity (operation) | 5 % ... 95 %                           |
| Altitude                         | ≤ 4000 m (amsl (above mean sea level)) |
| Degree of protection             | IP20 (with end cover)                  |

### General

|  |                            |
|--|----------------------------|
| Housing material                       | PBT                        |
| Flammability rating according to UL 94 | V-0                        |
| Color                                  | traffic grey A RAL 7042    |
| Mounting type                          | DIN rail: 35 mm            |
| Type                                   | DIN rail module, one-piece |
| Direction of action                    | Line-Earth Ground          |

### Protective circuit

|  |                                 |
|--|---------------------------------|
| IEC test classification                                | C3                              |
| Nominal voltage $U_N$                                  | 60 V DC                         |
| Maximum continuous voltage $U_C$                       | 75 V DC                         |
|  | 53 V AC                         |
| Rated current  | 10 A (60 °C)                    |
| Operating effective current $I_C$ at $U_C$             | ≤ 5 μA                          |
| Nominal discharge current $I_n$ (8/20) μs (line-line)  | 60 A                            |
| Voltage protection level $U_p$ (line-line)             | ≤ 110 V (C3 - 12 A)             |
| Response time $t_A$ (line-line)                        | ≤ 1 ns                          |
| Input attenuation aE, sym.                             | typ. 0.3 dB (≤ 1.2 MHz / 150 Ω) |
| Cut-off frequency $f_g$ (3 dB), sym. in 150 Ohm system | typ. 4 MHz                      |
| Capacity (line-line)                                   | 0.6 nF                          |
| Resistance per path                                    | ≤ 100 mΩ                        |
| Surge protection fault message                         | optical                         |
| Impulse durability (line-line)                         | C3 - 12 A                       |

### Connection data

|                                  |   |
|----------------------------------|---|
| Connection method                | Screw connection                            |
| Screw thread                     | M3  |
| Tightening torque                | 0.5 Nm ... 0.6 Nm                           |
| Stripping length                 | 8 mm  |
| Conductor cross section flexible | 0.2 mm <sup>2</sup> ... 2.5 mm <sup>2</sup> |
| Conductor cross section solid    | 0.2 mm <sup>2</sup> ... 4 mm <sup>2</sup>   |
| Conductor cross section AWG      | 24 ... 12                                   |

### Standards and Regulations

|                          |  |
|--------------------------|--|
| Standards/specifications | IEC 61643-21 2000 + corrigendum 2001 + A1:2008, modified + A2:2012 |
|                          | EN 61643-21 2001 + A1:2009 + A2:2013                               |

### Environmental Product Compliance

# Surge protection device - TTC-6-TVSD-D-60DC-UT-I - 2906836

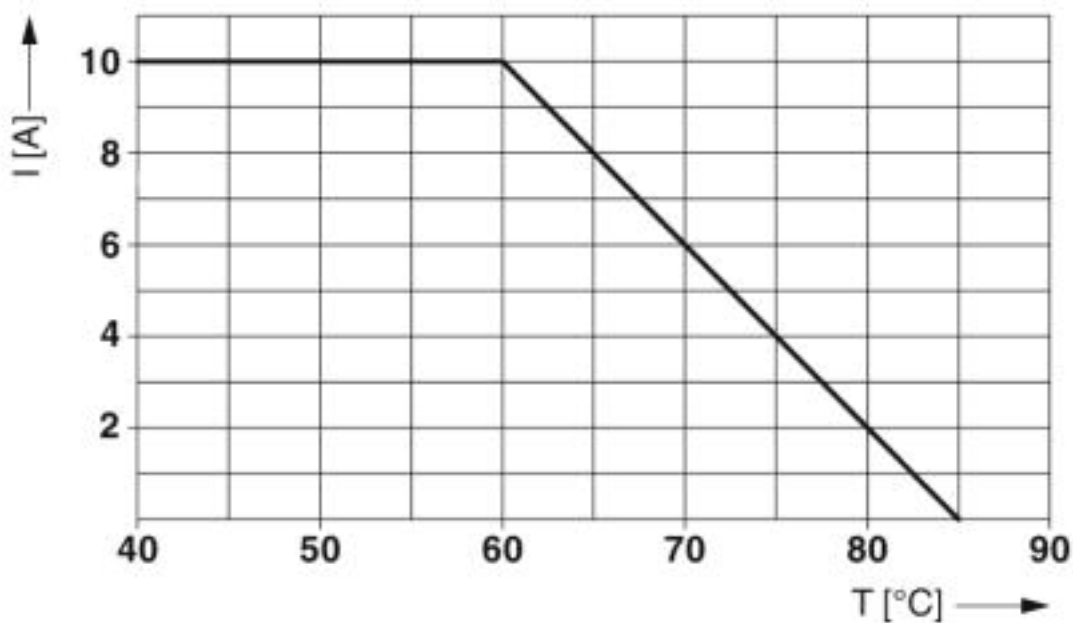
## Technical data

### Environmental Product Compliance

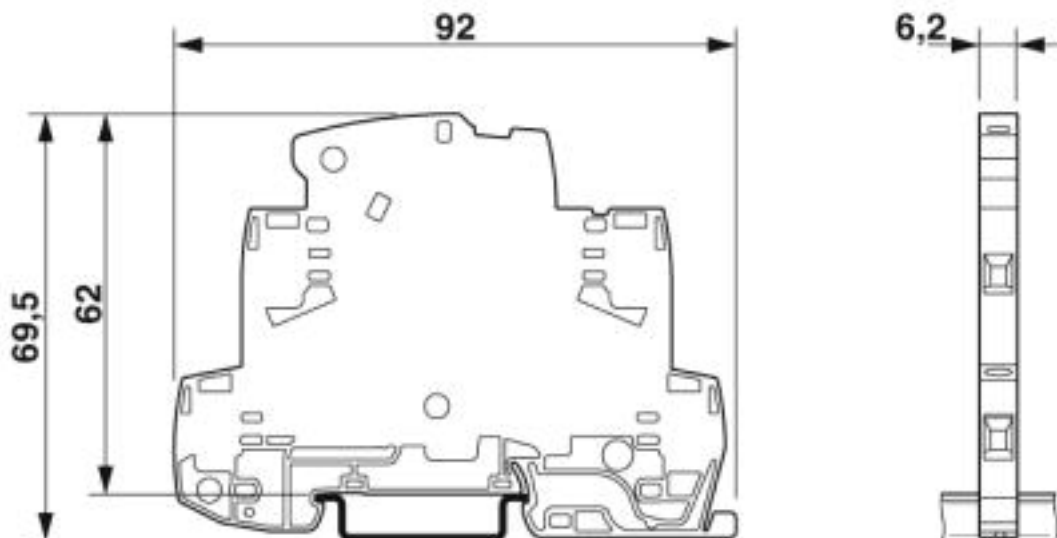
|            |   |
|------------|---|
| REACH SVHC | Lead 7439-92-1  |
| China RoHS | Environmentally Friendly Use Period = 50  |
|            | For details about hazardous substances go to tab "Downloads", Category "Manufacturer's declaration" |

## Drawings

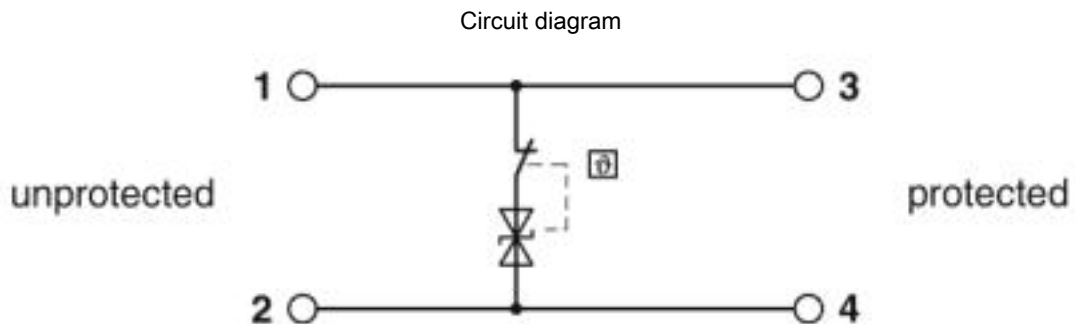
Diagram



Dimensional drawing



## Surge protection device - TTC-6-TVSD-D-60DC-UT-I - 2906836



### Classifications

eCl@ss

|            |          |
|------------|----------|
| eCl@ss 4.0 | 27140201 |
| eCl@ss 4.1 | 27130801 |
| eCl@ss 5.0 | 27130801 |
| eCl@ss 5.1 | 27130801 |
| eCl@ss 6.0 | 27130800 |
| eCl@ss 7.0 | 27130807 |
| eCl@ss 8.0 | 27130807 |
| eCl@ss 9.0 | 27130807 |

ETIM

|          |          |
|----------|----------|
| ETIM 2.0 | EC000943 |
| ETIM 3.0 | EC000943 |
| ETIM 4.0 | EC000943 |
| ETIM 5.0 | EC000943 |
| ETIM 6.0 | EC000943 |
| ETIM 7.0 | EC000943 |

UNSPSC

|               |          |
|---------------|----------|
| UNSPSC 6.01   | 30212010 |
| UNSPSC 7.0901 | 39121610 |
| UNSPSC 11     | 39121610 |
| UNSPSC 12.01  | 39121610 |
| UNSPSC 13.2   | 39121620 |
| UNSPSC 18.0   | 39121620 |
| UNSPSC 19.0   | 39121620 |
| UNSPSC 20.0   | 39121620 |
| UNSPSC 21.0   | 39121620 |

### Approvals

Approvals

# Surge protection device - TTC-6-TVSD-D-60DC-UT-I - 2906836

## Approvals

Approvals

DNV GL / CSA / UL Listed / CSAus / cCSAus

Ex Approvals

## Approval details

|           |  |   |               |
|-----------|--|---|---------------|
| DNV GL    |  | <a href="https://approvalfinder.dnvgl.com/">https://approvalfinder.dnvgl.com/</a>   | TAE000027G    |
| CSA       |  | <a href="http://www.csagroup.org/services-industries/product-listing/">http://www.csagroup.org/services-industries/product-listing/</a>               | 70136717      |
| UL Listed |  | <a href="http://database.ul.com/cgi-bin/XYV/template/LISEXT/1FRAME/index.htm">http://database.ul.com/cgi-bin/XYV/template/LISEXT/1FRAME/index.htm</a> | FILE E 138168 |
| CSAus     |  | <a href="http://www.csagroup.org/services-industries/product-listing/">http://www.csagroup.org/services-industries/product-listing/</a>               | 70136717      |
| cCSAus    |  |   |               |

## Accessories

Accessories

End block

End clamp - CLIPFIX 35-5 - 3022276



Quick mounting end clamp for NS 35/7,5 DIN rail or NS 35/15 DIN rail, with marking option, with parking option for FBS...5, FBS...6, KSS 5, KSS 6, width: 5.15 mm, color: gray

Labeled terminal marker

## Surge protection device - TTC-6-TVSD-D-60DC-UT-I - 2906836

### Accessories

Zack Marker strip, flat - ZBF 6 CUS - 0825027



Zack Marker strip, flat, Strip, can be ordered: Strip, white, labeled according to customer specifications, mounting type: snap into flat marker groove, for terminal block width: 6.2 mm, lettering field size: 5.15 x 6.15 mm, Number of individual labels: 10

Zack Marker strip, flat - ZBF 6,QR:FORTL.ZAHLEN - 0808765



Zack Marker strip, flat, Strip, white, labeled, Printed vertically: consecutive numbers 1 ... 10, 11 ... 20, etc. up to 91 ... 100, mounting type: snap into flat marker groove, for terminal block width: 6.2 mm, lettering field size: 5.15 x 6.15 mm, Number of individual labels: 10

### Marker pen

Marker pen - X-PEN 0,35 - 0811228



Marker pen without ink cartridge, for manual labeling of markers, labeling extremely wipe-proof, line thickness 0.35 mm

### Terminal marking

Zack Marker strip, flat - ZBF 6:UNBEDRUCKT - 0808710



Zack Marker strip, flat, Strip, white, unlabeled, can be labeled with: PLOTMARK, CMS-P1-PLOTTER, mounting type: snap into flat marker groove, for terminal block width: 6.2 mm, lettering field size: 5.15 x 6.15 mm, Number of individual labels: 10

Zack Marker strip, flat - ZBF 6/WH-100:UNBEDRUCKT - 0808736



Zack Marker strip, flat, Strip, white, unlabeled, can be labeled with: PLOTMARK, CMS-P1-PLOTTER, mounting type: snap into flat marker groove, for terminal block width: 6.2 mm, lettering field size: 5.15 x 6.15 mm, Number of individual labels: 10

### Additional products

## Surge protection device - TTC-6-TVSD-D-60DC-UT-I - 2906836

### Accessories

Remote signaling set - TTC-6-FMRS-UT - 2907810



Module set for the optical monitoring and floating remote signaling of neighboring surge protective devices of the TERMITRAB complete product range.

---

Cover - TTC-6-LCP - 2908729



End cover for terminating a row of TERMITRAB complete TTC-6... terminal blocks

---

Shield connection - SSA 3-6 - 2839295



Shield fast connection for 3 ... 6 mm cable diameter. Potential connecting cable: 200 mm, 1 mm<sup>2</sup>, color: black

---

Shield connection - SSA 5-10 - 2839512



Shield fast connection for 5 ... 10 mm cable diameter. Potential connecting cable: 200 mm, 1 mm<sup>2</sup>, color: black

---