

FO converters - PSI-MOS-DNET/FO 850 E - 2313999

Please be informed that the data shown in this PDF Document is generated from our Online Catalog. Please find the complete data in the user's documentation. Our General Terms of Use for Downloads are valid (<http://phoenixcontact.com/download>)



Fiber optic converter with integrated optical diagnostics, for DeviceNet™, CAN, CANopen® up to 1000 kbps, termination device, interfaces: 1 x CAN, 1 x Alarm, 1 x FO (B-FOC), 850 nm, for PCF/fiberglass (multi-mode)

Product Description

The PSI-MOS-DNET... fiber optic transmission system enables DeviceNet™ and CANopen® users to benefit from simple and interference-free networking based on fiber optics. In addition, bus cable short circuits only affect the specific potential segment concerned. This increases overall availability, and improves flexibility when designing the bus topology. The use of fiber optic technology enables branch lines and star and tree structures to be created.


Thanks to extended functions, the modular devices in the PSI-MOS-DNET/FO... series support network expansion that is not dependent on the data rate.

Your advantages

- ✓ Data rates of up to 1000 kbps
- ✓ Supply voltage and data signals routed through via DIN rail connectors
- ✓ Can be combined with the PSI copper repeater in a modular way using DIN rail connectors
- ✓ Automatic data rate detection or fixed data rate setting via DIP switches
- ✓ Integrated optical diagnostics for continuous monitoring of fiber optic paths
- ✓ High-quality electrical isolation between all interfaces (DeviceNet // fiber optic ports // power supply // DIN rail connector)
- ✓ Connections can be plugged in using a COMBICON screw terminal block
- ✓ Redundant power supply possible by means of optional system power supply unit
- ✓ Approved for use in zone 2
- ✓ Shipbuilding approval in accordance with DNV GL
- ✓ Floating switch contact for leading alarm generation in relation to critical fiber optic paths



Key Commercial Data

Packing unit	1 pc
GTIN	 4 046356 513807
GTIN	4046356513807
Weight per Piece (excluding packing)	232.000 g
Custom tariff number	85176200
Country of origin	Germany

FO converters - PSI-MOS-DNET/FO 850 E - 2313999

Technical data

Note

Utilization restriction	EMC: class A product, see manufacturer's declaration in the download area
-------------------------	---

Dimensions

Width	35 mm
Height	102 mm
Depth	119 mm

Ambient conditions

Ambient temperature (operation)	-20 °C ... 60 °C
Ambient temperature (storage/transport)	-40 °C ... 85 °C
Permissible humidity (operation)	30 % ... 95 % (non-condensing)
Altitude	≤ 5000 m (For restrictions, see the manufacturer's declaration for altitude operation)
Degree of protection	IP20
Noise immunity	EN 61000-6-2

Interfaces

Interface 1	CAN interface, in accordance with ISO/IS 11898 for DeviceNet, CAN, CANopen
Operating mode	Semi-duplex
No. of ports	2 (CAN_High / CAN_Low)
Connection method	COMBICON plug-in screw terminal block
File format/coding	Bit stuffing, NRZ
Transmission medium	2-wire twisted pair, shielded
Transmission method	CSMA/CA
Transmission length	≤ 5000 m (Dependent on the data rate and the protocol used)
Number of bus devices	≤ 64 (per potential segment)
	≤ 63 (DeviceNet™, can be addressed logically)
	≤ 128 (CANopen®, can be addressed logically)
Termination resistor	124 Ω (Integrated and ready to be switched)
Conductor cross section solid min.	0.2 mm ²
Conductor cross section solid max.	2.5 mm ²
Conductor cross section flexible min.	0.2 mm ²
Conductor cross section flexible max.	2.5 mm ²
Conductor cross section AWG min.	24
Conductor cross section AWG max.	14

Optical interface FO

Transmit capacity, minimum	-14.5 dBm (50/125 μm)
	-13.3 dBm (62,5/125 μm)
	-10.2 dBm (200/230 μm)
Minimum receiver sensitivity	-28.1 dBm (50/125 μm)

FO converters - PSI-MOS-DNET/FO 850 E - 2313999

Technical data

Optical interface FO

	-28.1 dBm (62,5/125 µm)
	-28.1 dBm (200/230 µm)
Wavelength	850 nm
Transmission length incl. 3 dB system reserve	4200 m (with F-G 50/125 2.5 dB/km)
	3900 m (with F-G 62,5/125 3.0 dB/km)
	1800 m (with F-K 200/230 8 dB/km with quick mounting connector)
Transmission medium	PCF fiber
	Multi-mode fiberglass
Transmission protocol	Protocol transparent for CAN interface
Connection method	B-FOC (ST®)

Digital outputs

Output name	Relay output
Number of outputs	1
Contact type	N/O contact
Minimum switching voltage	11 V DC
Maximum switching voltage	30 V DC
Limiting continuous current	500 mA

Power supply

Nominal supply voltage	24 V DC
Supply voltage range	11 V DC ... 30 V DC (via pluggable COMBICON screw terminal block)
Typical current consumption	130 mA (24 V DC)

General

Bit distortion, input	± 35 % (permitted)
Bit distortion, output	< 6.25 %
Electrical isolation	VCC // CAN
Test voltage data interface/power supply	1.5 kV _{rms} (50 Hz, 1 min.)
Electromagnetic compatibility	Conformance with EMC Directive 2014/30/EU
Noise emission	EN 55011
Net weight	232 g
Housing material	PA 6.6-FR
Color	green
MTBF	253 Years (Telcordia standard, 25°C temperature, 21% operating cycle (5 days a week, 8 hours a day))
	38 Years (Telcordia standard, 40°C temperature, 34.25% operating cycle (5 days a week, 12 hours a day))
MTTF	831 Years (SN 29500 standard, temperature 25 °C, operating cycle 21 % (5 days a week, 8 hours a day))
	378 Years (SN 29500 standard, temperature 40 °C, operating cycle 34.25 % (5 days a week, 12 hours a day))
	155 Years (SN 29500 standard, temperature 40 °C, operating cycle 100 % (7 days a week, 24 hours a day))

FO converters - PSI-MOS-DNET/FO 850 E - 2313999

Technical data

Conformance/approvals

Designation	CE
Identification	CE-compliant
Designation	EAC
Identification	EAC
Designation	ATEX
Identification	# II 3 G Ex nA IIC T4 Gc X
Additional text	Please follow the special installation instructions in the documentation!
Designation	UL, USA/Canada
Identification	508 Listed
Designation	Corrosive gas test
Identification	ISA-S71.04-1985 G3 Harsh Group A
Designation	Shipbuilding
Identification	DNV GL
Temperature	B
Humidity	A
Vibration	A
EMC	B
Enclosure	Required protection according to the Rules shall be provided upon installation on board

Standards and Regulations

Electromagnetic compatibility	Conformance with EMC Directive 2014/30/EU
Type of test	Vibration resistance in acc. with EN 60068-2-6/IEC 60068-2-6
Test result	5g, 10...150 Hz, 2.5 h, in XYZ direction
Type of test	Shock in acc. with EN 60068-2-27/IEC 60068-2-27
Test result	15g, 11 ms period, half-sine shock pulse
Noise emission	EN 55011
Noise immunity	EN 61000-6-2
Free from substances that could impair the application of coating	according to P-VW 3.10.7 57 65 0 VW-AUDI-Seat central standard
Standards/regulations	EN 61000-4-2
Contact discharge	± 6 kV
Standards/regulations	EN 61000-4-3
	EN 61000-4-4
Comments	Criterion B
Standards/regulations	EN 61000-4-5
Signal	± 1 kV
Standards/regulations	EN 55011
	EN 61000-4-6
Shock	15g in all directions in acc. with IEC 60068-2-27
Vibration (operation)	in acc. with IEC 60068-2-6: 5g, 150 Hz

Environmental Product Compliance

FO converters - PSI-MOS-DNET/FO 850 E - 2313999

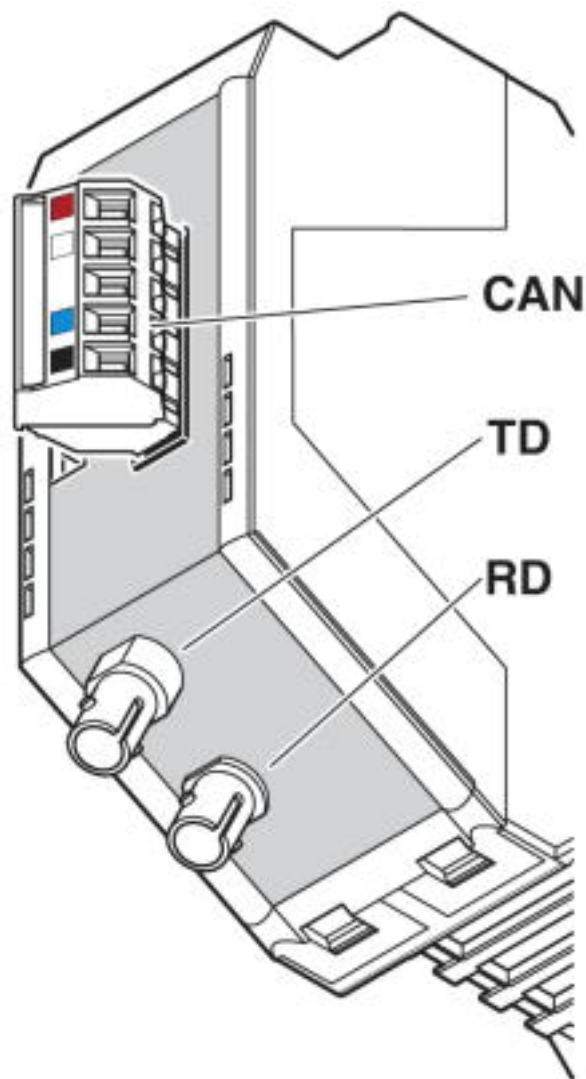
Technical data

Environmental Product Compliance

REACH SVHC	Lead 7439-92-1
China RoHS	Environmentally Friendly Use Period = 50
	For details about hazardous substances go to tab "Downloads", Category "Manufacturer's declaration"

Drawings

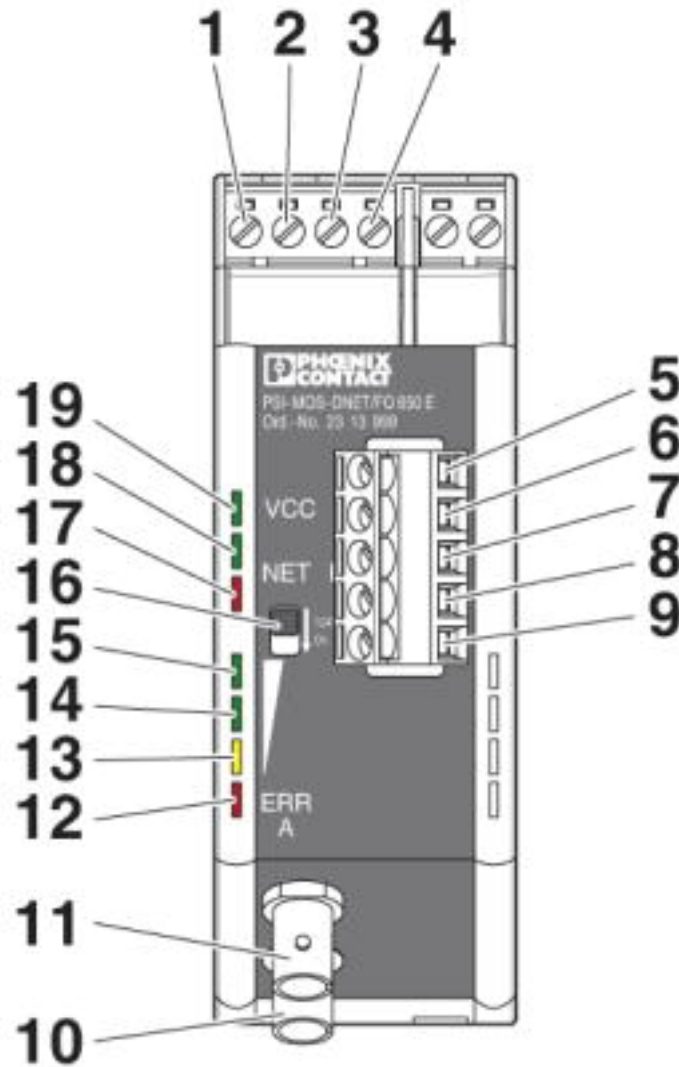
Schematic diagram



Device connections

FO converters - PSI-MOS-DNET/FO 850 E - 2313999

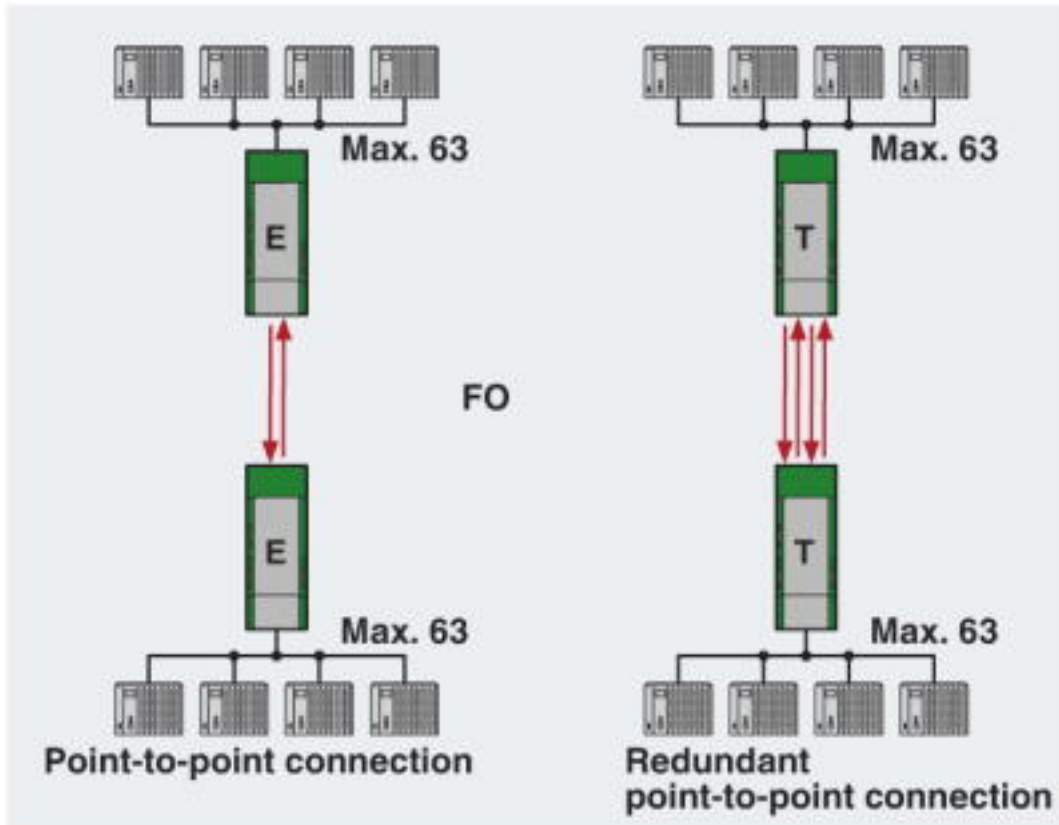
Schematic diagram



Front view

FO converters - PSI-MOS-DNET/FO 850 E - 2313999

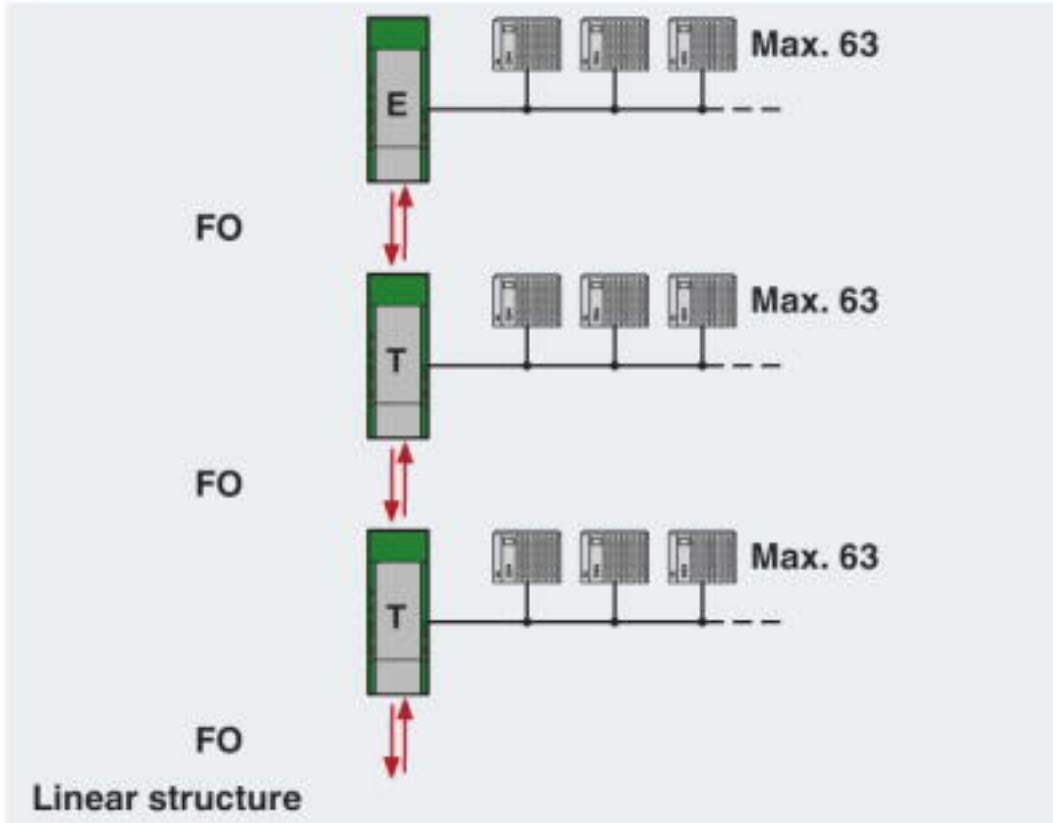
Application drawing



Point-to-point connection

FO converters - PSI-MOS-DNET/FO 850 E - 2313999

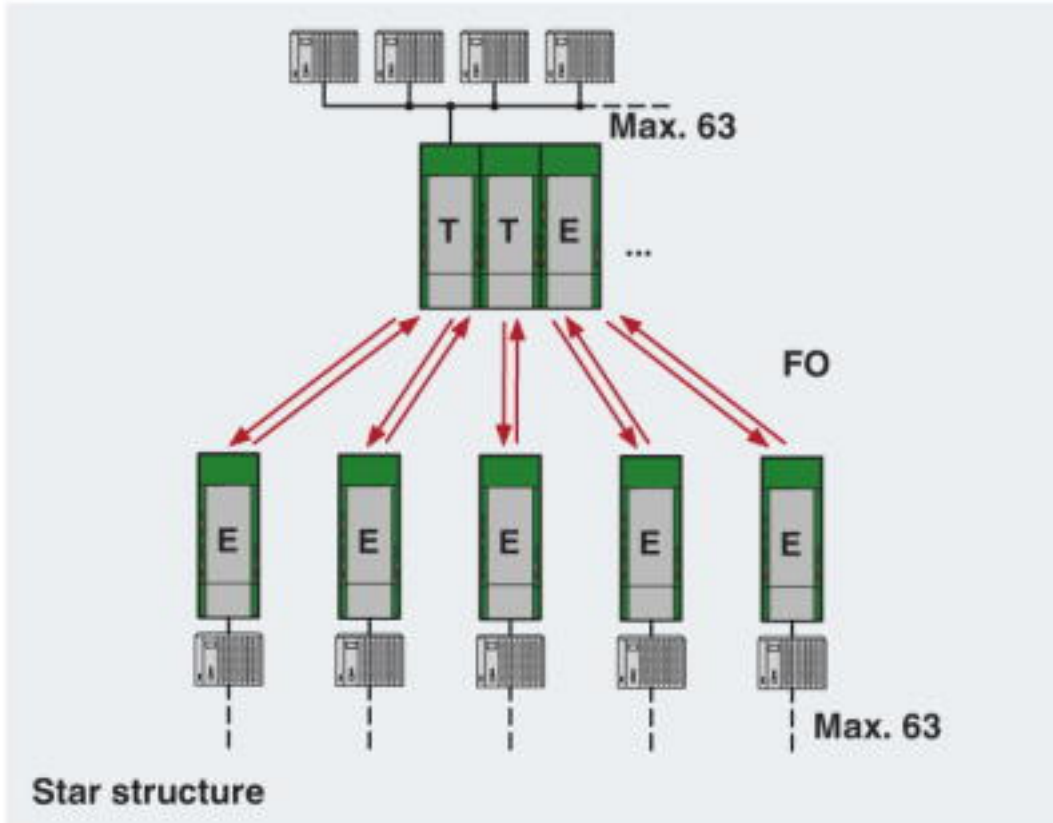
Application drawing



Line structure

FO converters - PSI-MOS-DNET/FO 850 E - 2313999

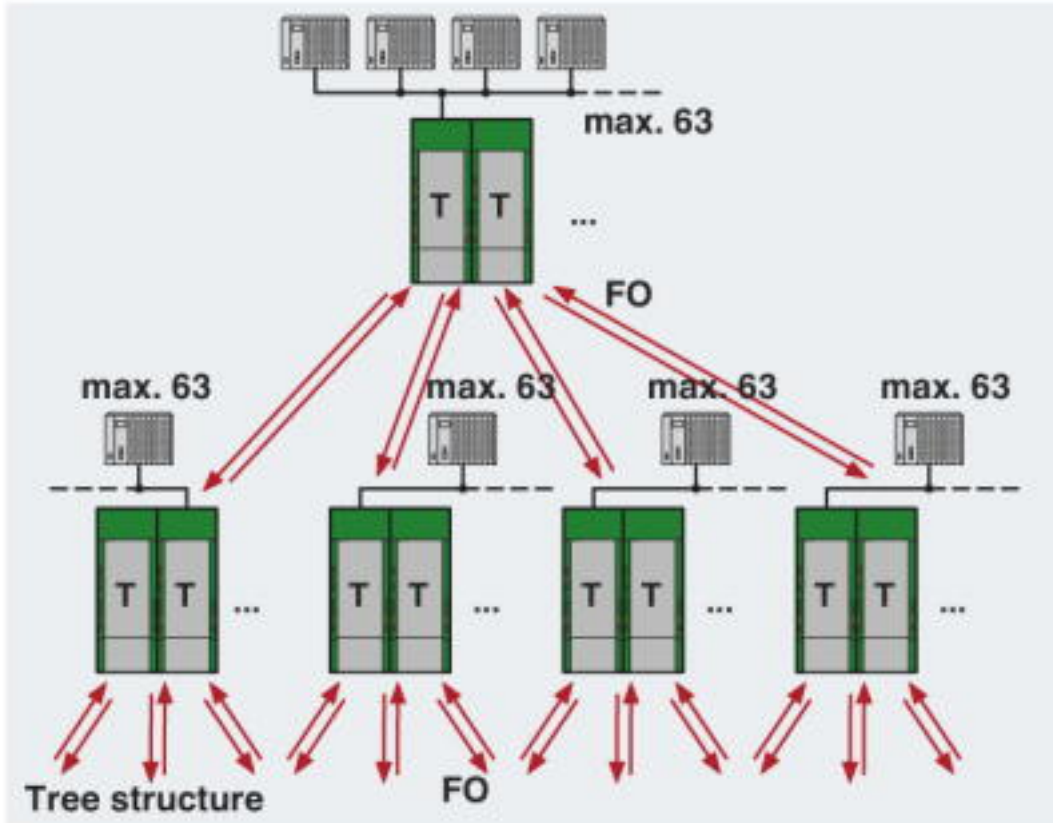
Application drawing



Star structure

FO converters - PSI-MOS-DNET/FO 850 E - 2313999

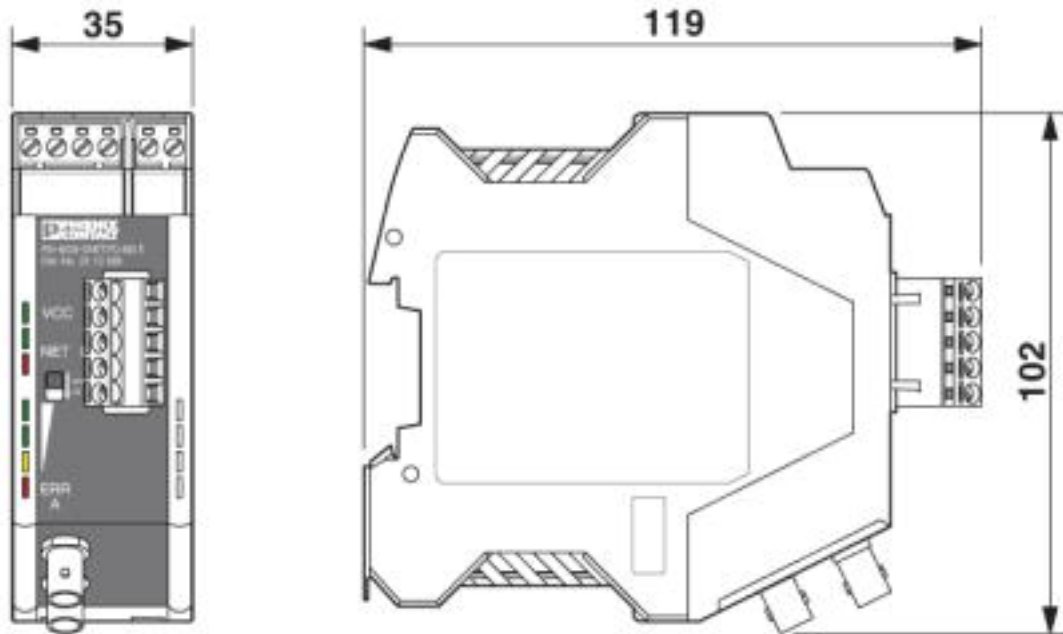
Application drawing



Tree structure

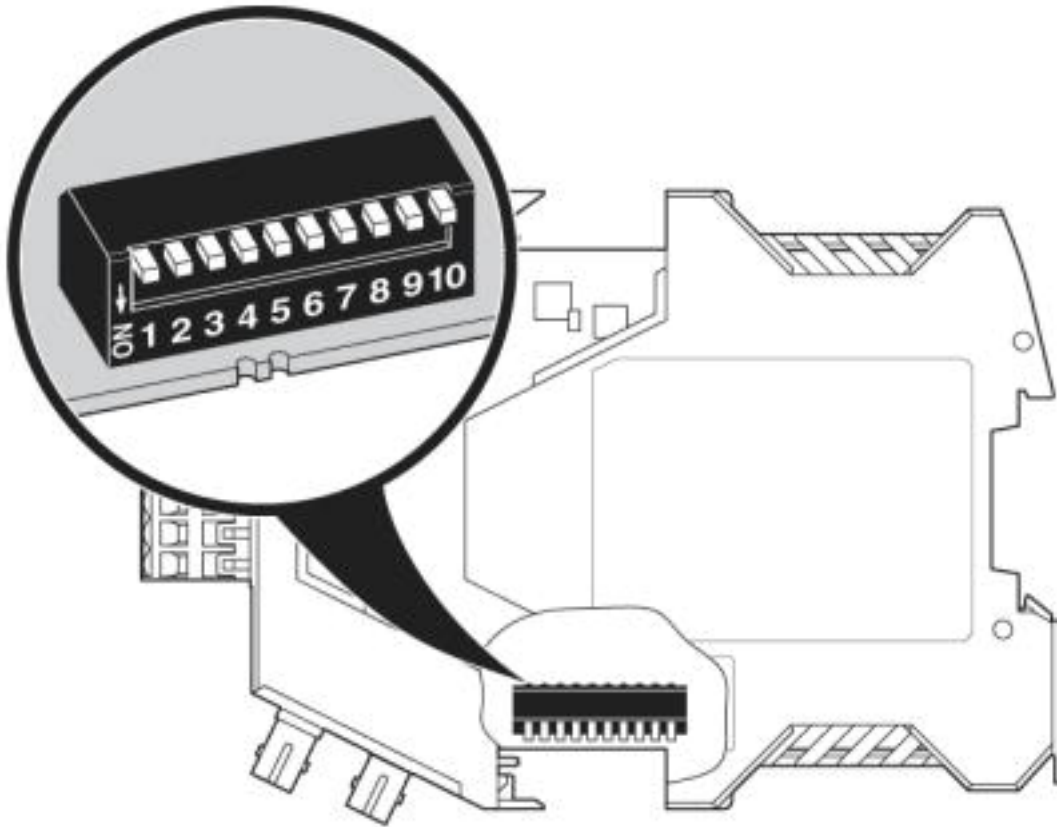
FO converters - PSI-MOS-DNET/FO 850 E - 2313999

Dimensional drawing



FO converters - PSI-MOS-DNET/FO 850 E - 2313999

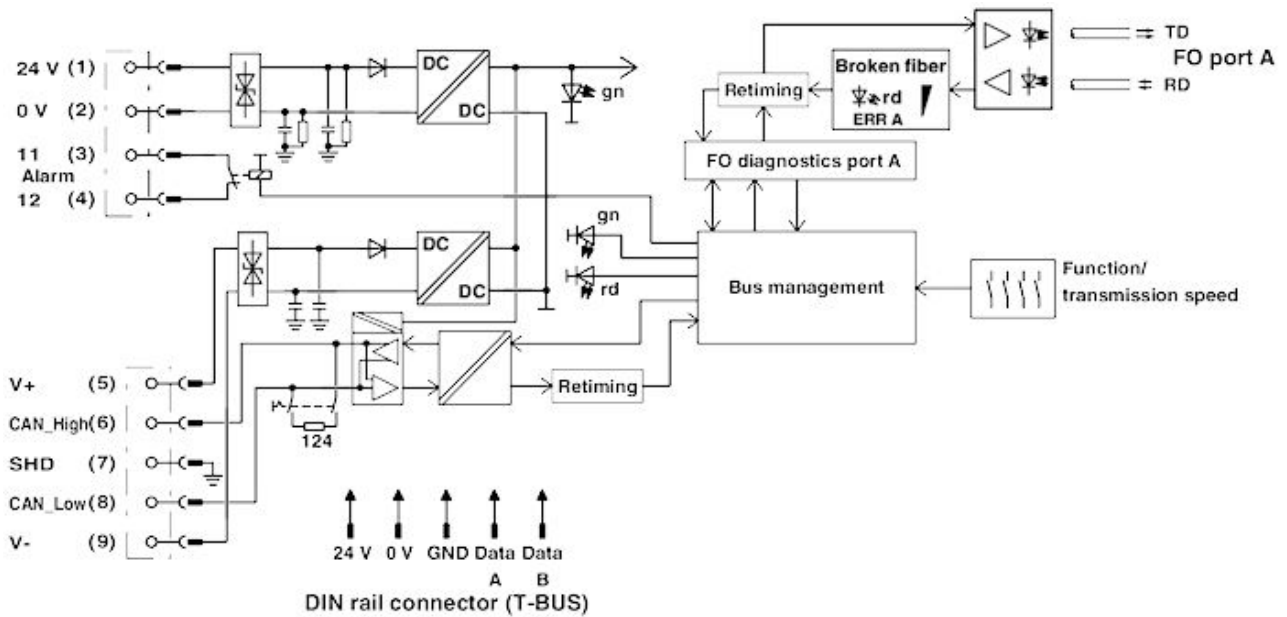
Schematic diagram



DIP switches

FO converters - PSI-MOS-DNET/FO 850 E - 2313999

Block diagram



Classifications

eCl@ss

eCl@ss 4.0	27230200
eCl@ss 4.1	27230200
eCl@ss 5.0	27230200
eCl@ss 5.1	27230200
eCl@ss 6.0	27230200
eCl@ss 7.0	19170114
eCl@ss 8.0	19170114
eCl@ss 9.0	19170114

ETIM

ETIM 3.0	EC000236
ETIM 4.0	EC000236
ETIM 5.0	EC001467
ETIM 6.0	EC001467
ETIM 7.0	EC001467

FO converters - PSI-MOS-DNET/FO 850 E - 2313999

Classifications

UNSPSC

UNSPSC 6.01	30211506
UNSPSC 7.0901	39121008
UNSPSC 11	39121008
UNSPSC 12.01	39121008
UNSPSC 13.2	43201553
UNSPSC 18.0	43223323
UNSPSC 19.0	43223323
UNSPSC 20.0	43223323
UNSPSC 21.0	43223323

Approvals

Approvals

Approvals

DNV GL / UL Listed / cUL Listed / EAC / EAC / cULus Listed

Ex Approvals

ATEX

Approval details

DNV GL		https://approvalfinder.dnvgl.com/	TAA00001KR
--------	--	---	------------

UL Listed		http://database.ul.com/cgi-bin/XYV/template/LISEXT/1FRAME/index.htm	FILE E 238705
-----------	--	---	---------------

cUL Listed		http://database.ul.com/cgi-bin/XYV/template/LISEXT/1FRAME/index.htm	FILE E 238705
------------	--	---	---------------

EAC			EAC-Zulassung
-----	--	--	---------------

FO converters - PSI-MOS-DNET/FO 850 E - 2313999

Approvals

EAC		RU *- DE.A*30.B.01735
-----	--	--------------------------

cULus Listed	
--------------	--

Accessories

Accessories

Data cable by the meter

FO cable - PSM-LWL-HCS-RUGGED-200/230 - 2799885



PCF cable, duplex 200 μ m/230 μ m, by the meter without male connector, for installation in stationary systems and machines

FO cable - PSM-LWL-HCSO-200/230 - 2799445



PCF cable, duplex 200/230 μ m, by the meter, without connector, for outdoor installation

FO cable - PSM-LWL-GDM-RUGGED- 50/125 - 2799322



Fiber glass cable, duplex 50 μ m/125 μ m, by the meter, without male connector, for installation in stationary systems and machines

FO cable - PSM-LWL-GDO- 50/125 - 2799432



Fiberglass cable, duplex 50/125 μ m, by the meter, without connector, for outdoor installation

FO converters - PSI-MOS-DNET/FO 850 E - 2313999

Accessories

Bus system cable - SAC-5P-920/... - 1511504



Bus system cable, CANopen[®], DeviceNet[™], 4-position, PUR halogen-free, violet RAL 4001, shielded, cable length: Free entry (0.5 ... 400 m)

Data cable preassembled

FO patch cable - FL MM PATCH 1,0 LC-ST - 2989174



Assembled FO cable, break out cable, multimode fiberglass 50/125 µm (OM2), connector: LC/B-FOC(ST®), degree of protection: IP20, for installation in cable ducts or control cabinets, length: 1 m

FO patch cable - FL MM PATCH 2,0 LC-ST - 2989271



Assembled FO cable, break out cable, multimode fiberglass 50/125 µm (OM2), connector: LC/B-FOC(ST®), degree of protection: IP20, for installation in cable ducts or control cabinets, length: 2 m

FO patch cable - FL MM PATCH 5,0 LC-ST - 2901801



Assembled FO cable, break out cable, multimode fiberglass 50/125 µm (OM2), connector: LC/B-FOC(ST®), degree of protection: IP20, for installation in cable ducts or control cabinets, length: 5 m

FO patch cable - FL MM PATCH 1,0 SC-ST - 2901809



Assembled FO cable, break out cable, multimode fiberglass 50/125 µm (OM2), connector: SC duplex/B-FOC(ST), degree of protection: IP20, for installation in cable ducts or control cabinets, length: 1 m

FO converters - PSI-MOS-DNET/FO 850 E - 2313999

Accessories

FO patch cable - FL MM PATCH 5,0 SC-ST - 2901811



Assembled FO cable, break out cable, multimode fiberglass 50/125 µm (OM2), connector: SC duplex/B-FOC(ST®), degree of protection: IP20, for installation in cable ducts or control cabinets, length: 5 m

FO patch cable - FL MM PATCH 1,0 ST-ST - 2901815



Assembled FO cable, break out cable, multimode fiberglass 50/125 µm (OM2), connector: B-FOC(ST®)/B-FOC(ST®), degree of protection: IP20, for installation in cable ducts or control cabinets, length: 1 m

FO patch cable - FL MM PATCH 2,0 ST-ST - 2901816



Assembled FO cable, break out cable, multimode fiberglass 50/125 µm (OM2), connector: B-FOC(ST®)/B-FOC(ST®), degree of protection: IP20, for installation in cable ducts or control cabinets, length: 2 m

FO patch cable - FL MM PATCH 5,0 ST-ST - 2901817



Assembled FO cable, break out cable, multimode fiberglass 50/125 µm (OM2), connector: B-FOC(ST®)/B-FOC(ST®), degree of protection: IP20, for installation in cable ducts or control cabinets, length: 5 m

FO patch cable - FL MM PATCH 1,0 ST-SCRJ - 2901820



Assembled FO cable, break out cable, multimode fiberglass 50/125 µm (OM2), connector: B-FOC(ST®)/SC-RJ, degree of protection: IP20, for installation in cable ducts or control cabinets, length: 1 m

FO converters - PSI-MOS-DNET/FO 850 E - 2313999

Accessories

FO patch cable - FL MM PATCH 2,0 ST-SCRJ - 2901821



Assembled FO cable, break out cable, multimode fiberglass 50/125 µm (OM2), connector: B-FOC(ST®)/SC-RJ, degree of protection: IP20, for installation in cable ducts or control cabinets, length: 2 m

FO patch cable - FL MM PATCH 5,0 ST-SCRJ - 2901822



Assembled FO cable, break out cable, multimode fiberglass 50/125 µm (OM2), connector: B-FOC(ST®)/SC-RJ, degree of protection: IP20, for installation in cable ducts or control cabinets, length: 5 m

FO patch cable - FOC-HCS-RUGGED-1014/IP20/... - 2901555



Robust PCF installation cable for assembly (IP20 heads only) for installation in stationary systems and machines, aramid strain relief elements, with individual elements made from FRNC material, halogen-free, ozone and UV resistant, with a polyurethane (PUR) outer sheath

FO patch cable - FOC-HCS-RUGGED-1014/... - 1402191



rugged PCF installation cable for inner areas with highly tear-proof aramid strain-relief elements. Individual elements made from highly flexible FRNC material. The cable is halogen-free, ozone and UV resistant and has a rugged polyurethane (PUR) outer sheath.

FO patch cable - FOC-HCSO-1015/IP20/... - 2901557



Highly rugged PCF round cable (IP20 heads only) for assembly and for outdoor installation with integrated moisture barrier as well as rodent-proof scrim. Individual elements made from highly flexible FRNC material. The wire is ozone and UV resistant with a very rugged polyethylene outer sheath.

FO converters - PSI-MOS-DNET/FO 850 E - 2313999

Accessories

FO patch cable - FOC-GDM-RUGGED-1016/IP20/... - 2901558



Robust GOF installation cable for assembly (IP20 heads only) for installation in stationary systems and machines, aramid strain-relief elements, with individual elements made from FRNC material, halogen-free, ozone and UV resistant, with a polyurethane (PUR) outer sheath

FO patch cable - FOC-GDM-RUGGED-1016/... - 1402193



rugged GOF installation cable for inner areas with highly tear-proof aramid strain-relief elements. Individual elements consist of highly flexible FRNC material. The cable is halogen-free, ozone and UV resistant and has a rugged polyurethane (PUR) outer sheath.

FO patch cable - FOC-GDO-1017/IP20/... - 2901559



Highly rugged GOF round cable (IP20 heads only) for assembly and for outdoor installation with integrated moisture barrier as well as rodent-proof scrim. Individual elements made from highly flexible FRNC material. The wire is ozone and UV resistant with a very rugged polyethylene outer sheath.

Data plug

D-SUB bus connector - SUBCON-PLUS-CAN/90/PG/M12 - 2902322



D-SUB plug, 9-pos., socket, with PG-D-SUB pin, assignment: 2, 3, 5, 6, 7, 9; two M12 cable glands (A-coded) under 90°. Bus system: CAN, CANopen®. Termination resistor via separate M12 terminator.

D-SUB bus connector - SUBCON-PLUS-CAN/90/M12 - 2902323



D-SUB plug, 9-pos., socket, assignment: 2, 3, 5, 6, 7, 9; two M12 cable glands (A-coded) under 90°. Bus system: CAN, CANopen®. Termination resistor via separate M12 terminator.

FO converters - PSI-MOS-DNET/FO 850 E - 2313999

Accessories

D-SUB bus connector - SUBCON-PLUS-CAN/35/PG/M12 - 2902324



D-SUB plug, 9-pos., socket, with PG-D-SUB pin, assignment: 2, 3, 5, 6, 7, 9; two M12 cable glands (A-coded) under 35°. Bus system: CAN, CANopen®. Termination resistor via separate M12 terminator.

D-SUB bus connector - SUBCON-PLUS-CAN/35/M12 - 2902325



D-SUB plug, 9-pos., socket, assignment: 2, 3, 5, 6, 7, 9; two M12 cable glands (A-coded) under 35°. Bus system: CAN, CANopen®. Termination resistor via separate M12 terminator.

D-SUB bus connector - SUBCON-PLUS-CAN/AX/M12 - 2902326



D-SUB plug, 9-pos., socket, assignment: 2, 3, 5, 6, 7, 9; two M12 cable glands (A-coded) under 180° (axial). Bus system: CAN, CANopen®. Termination resistor via separate M12 terminator.

D-SUB bus connector - SUBCON-PLUS-CAN - 2744694



D-SUB connector, 9-pos. female connector, two cable entries < 35° to one terminal block row, bus system: CAN, CANopen®, SafetyBUS p up to 1 Mbps, termination resistor can be switched on via slide switch, pin assignment: 2, 3, 7; screw connection terminal blocks

D-SUB bus connector - SUBCON-PLUS-CAN/PG - 2708119



D-SUB connector, 9-pos. socket, cable entry < 35°, bus system: CAN, CANopen®, SafetyBUS p up to 1 Mbps, with PG D-SUB socket for connecting a programming device, termination resistor can be switched on via slide switch, pin assignment: 2, 3, 7, 9; screw terminal blocks

FO converters - PSI-MOS-DNET/FO 850 E - 2313999

Accessories

D-SUB bus connector - SUBCON-PLUS-CAN/AX - 2306566



D-SUB connector, 9-pos. female connector, axial version with two cable entries, bus system: CAN, CANopen, SafetyBUS p; pin assignment: 2, 3, 7; screw connection terminal blocks

DIN rail connector

DIN rail bus connectors - ME 17,5 TBUS 1,5/ 5-ST-3,81 GN - 2709561



DIN rail connector for DIN rail mounting. Universal for TBUS housing. Gold-plated contacts, 5-pos.

Media converter

FO converters - PSI-MOS-DNET/FO 850 T - 2313986



Fiber optic converter with integrated optical diagnostics, for DeviceNet™, CAN, CANopen® up to 1000 kbps, T-coupler, interfaces: 1 x CAN, 1 x Alarm, 2 x FO (B-FOC), 850 nm, for PCF/fiberglass (multi-mode)

Power supply

Power supply unit - MINI-SYS-PS-100-240AC/24DC/1.5 - 2866983



Primary-switched MINI POWER supply for DIN rail mounting, input: 1-phase, output: 24 V DC/1.5 A

Screwdriver tools

Screwdriver - SZS 0,4X2,5 VDE - 1205037



Screwdriver, slot-headed, VDE insulated, size: 0.4 x 2.5 x 80 mm, 2-component grip, with non-slip grip

FO converters - PSI-MOS-DNET/FO 850 E - 2313999

Accessories

Assembly tool - PSM-HCS-KONFTOOL/B-FOC - 2708465



HCS assembly kit for B-FOC(ST) quick mounting connectors, including stripping blade, stripping pliers, aramide yarn scissors, fiber stripper, microscope, fiber cleaving tool for standard HCS and HCS GI fibers, four B-FOC(ST) connectors for standard HCS fiber, and documentation

Measuring instrument - PSM-FO-POWERMETER - 2799539



Fiber optic measuring case, consisting of an optical power meter, F-SMA, B-FOC adapters, reference fibers and operating instructions

Fiber optic coupling - PSM-SET-BFOC-LINK/2 - 2799429



Coupling; set consisting of 2 couplings for connecting B-FOC plugs

FO connectors - PSM-SET-B-FOC/4-HCS - 2708481



B-FOC (ST) connector set for PCF fiber, for self assembly consisting of 4 quick mounting connectors with bend protection sleeve
