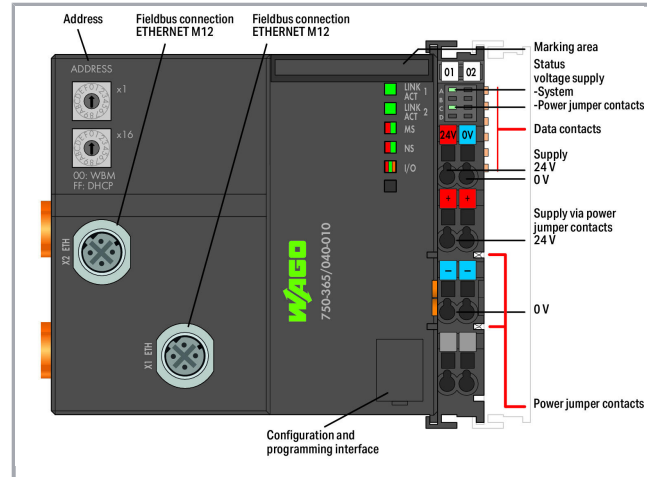


# Data sheet | Item number: 750-365/040-010

Fieldbus Coupler EtherNet/IP M12; 4th generation; Extreme; dark gray

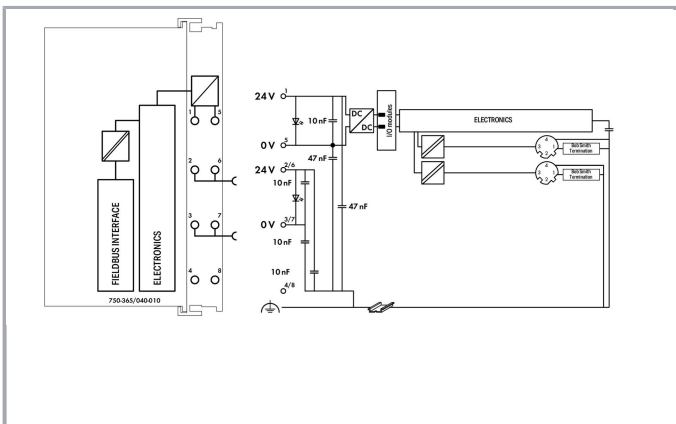
[www.wago.com/750-365/040-010](http://www.wago.com/750-365/040-010)



RoHS Compliant



Color: ■



Subject to changes. Please also observe the further product documentation!

WAGO Kontakttechnik GmbH & Co. KG  
Hansastr. 27  
32423 Minden  
Phone: +49571 887-0 | Fax: +49571 887-169  
Email: [info.de@wago.com](mailto:info.de@wago.com) | Web: [www.wago.com](http://www.wago.com)

Do you have any questions about our products?  
We are always happy to take your call at {}.



## Item description

Der EtherNet/IP Feldbuskoppler verbindet das modulare WAGO-I/O-SYSTEM mit dem Feldbussystem EtherNet/IP.

Der Feldbuskoppler erkennt die gesteckten I/O-Module und erstellt daraus ein lokales Prozessabbild.

Die zwei ETHERNET-Schnittstellen und der integrierte Switch ermöglichen die Verdrahtung des Feldbusses in Linientopologie. Zusätzliche Infrastrukturelemente wie Switch oder Hub können somit entfallen.

Beide Schnittstellen unterstützen Autonegotiation und Auto-MDI(X).

Mit den Drehschaltern kann das letzte Byte der IP-Adresse sowie der Bezug der IP-Adresse (DHCP, BootP) fest vorgegeben werden.

Der Koppler ist für die Feldbuskommunikation in EtherNet/IP-Netzen geeignet. Zusätzlich werden eine Vielzahl von standardisierten ETHERNET-Protokollen unterstützt (HTTP(S), BootP, DHCP, DNS, SNMP, (S)FTP). Ein integrierter Webserver stellt Konfigurationsmöglichkeiten und Statusinformationen des Kopplers zur Verfügung.

Das Gerät ist für den Einsatz unter erschwerten Umgebungsbedingungen geeignet:

- stark erweiterter Temperaturbereich
- höhere Spannungsfestigkeit und EMV-Beständigkeit
- höhere Vibrations- und Schockfestigkeit

## Data

### Technical Data

Communication	EtherNet/IP
Ethernet protocol	HTTP(S) BootP DHCP DNS (S)FTP SNMP
Baud rate	10/100 Mbit/s
Transmission medium	Twisted Pair S-UTP; 100 Ω; Cat. 5; M12 D-coded; Line length (max.): 100 m
Transmission performance	Class D acc. to EN 50173
Number of modules per node max.	64
Configuration options	WAGO-I/O-CHECK Web-based management CODESYS Library
Input and output process image (Fieldbus) max.	1020 Worte/1020 Worte
System supply voltage	DC 24 V; via pluggable connector (CAGE CLAMP® connection); Derating must be observed!
Current consumption, system supply (5 V)	350 mA
Total current for system supply	1,700 mA
Field supply voltage	DC 24 V; Power supply via pluggable connector (CAGE CLAMP® connection); Transmission via power jumper contacts; Derating must be observed!

Subject to changes. Please also observe the further product documentation!



Input current typ. at rated load (24 V)	500 mA
Efficiency of the power supply (typ.) at nominal load (24 V)	90 %
Rated surge voltage	1 kV
Indicators	LED (LINK/ACT) green: Network connection Port 1 ... 2; LED (MS, NS) red/green: Status of node, network; LED (I/O) red/green/orange: Internal data bus status
Current carrying capacity of the power jumper contacts	10 A
Derating	Derating Versorgungsspannung: Umgebungstemperaturen unter Laborbedingungen: (-25 ... +30 %); für -40 ... +55 °C: 24 V (-25 ... +20 %); für +55 ... +70 °C: 24 V (-25 ... +10 %); Untergrenze in allen Temperaturbereichen: -27,5 % (inklusive 15 % Restwelligkeit)

### Connection data

Connection technology: communication/fieldbus	EtherNet/IP: 2 x M12 socket, 4-pole, D-coded
Connection technology: field supply	CAGE CLAMP®
Connection technology: system supply	2 x CAGE CLAMP®
Connection technology: Device configuration	1 x 4-pole male connector
Connection type (1)	System/field supply
Solid conductor	0,25 ... 2,5 mm <sup>2</sup> / 24 ... 14 AWG
Fine-stranded conductor	0,25 ... 2,5 mm <sup>2</sup> / 24 ... 14 AWG
Strip length	8 ... 9 mm / 0.31 ... 0.35 inch

### Geometrical Data

Width	112 mm / 4.409 inch
Height	71,9 mm / 2.831 inch
Height from upper-edge of DIN-35 rail	64,7 mm / 2.547 inch
Depth	100 mm / 3.937 inch

### Mechanical data

Type of mounting	DIN-35 rail
------------------	-------------

### Material Data

Color	dark gray
Housing material	Polycarbonate, polyamide 6.6
Weight	213.1 g
Conformity marking	CE

Subject to changes. Please also observe the further product documentation!



## Environmental Requirements

Surrounding air (operating) temperature	-40 ... 70 °C
Surrounding air (storage) temperature	-40 ... 85 °C
Protection class	IP20
Degree of pollution (5)	2 per IEC 61131-2
Operating altitude	without temperature derating: 0 ... 2000 m; with temperature derating: 2000 ... 5000 m (0.5 K/100 m); max.: 5000 m
Mounting position	horizontal (standing/lying) or vertical
Relative air humidity (no condensation)	95 %
Relative humidity	Short-term condensation per Class 3K7/IEC EN 60721-3-3 and E DIN 40046-721-3 (except wind-driven precipitation, water and ice formation)
Vibration resistance	acc. to IEC 60068-2-6 (acceleration: 5g), EN 60870-2-2, IEC 60721-3-1, -3, EN 50155, EN 61373
Shock resistance	acc. to IEC 60068-2-27 (15g/11 ms/half-sine/1000 shocks; 25g/6 ms /1000 shocks), EN 50155, EN 61373
EMC immunity to interference	acc. to EN 61000-6-1, -2, EN 61131-2, marine applications, EN 50121-3-2, EN 50121-4, -5, EN 60255-26, EN 60870-2-1, EN 61850-3, IEC 61000-6-5, IEEE 1613, VDEW: 1994
EMC emission of interference	acc. to EN 61000-6-3, -4, EN 61131-2, EN 60255-26, marine applications, EN 60870-2-1, EN 61850-3, EN 50121-3-2, EN 50121-4, -5
Exposure to pollutants	Per IEC 60068-2-42 and IEC 60068-2-43
Permissible H <sub>2</sub> S contaminant concentration at a relative humidity 75 %	10 ppm
Permissible SO <sub>2</sub> contaminant concentration at a relative humidity 75 %	25 ppm

## Commercial data

Packaging type	BOX
Country of origin	DE
GTIN	4055143923118
Customs Tariff No.	85371091990

## Approvals / Certificates

### Ex-Approvals

Logo	Approval	Additional Approval Text	Certificate name
	UL	UL 121201	E198726


Subject to changes. Please also observe the further product documentation!




Underwriters Laboratories Inc. (HAZARDOUS LOCATIONS)

Sec.1

### Ship Approvals

Logo	Approval	Additional Approval Text	Certificate name
	<b>DNV GL</b> Det Norske Veritas, Germanischer Lloyd	-	TAA00000Y7






### UL-Approvals

Logo	Approval	Additional Approval Text	Certificate name
	<b>UL</b> Underwriters Laboratories Inc. (ORDINARY LOCATIONS)	UL 61010-2-201	E175199 Sec11

### Counterpart

### Compatible products
















#### shield connection

	<b>Item no.: 790-108</b> Shield clamping saddle; 11 mm wide; diameter of compatible conductor; 3 ... 8 mm	<a href="http://www.wago.com/790-108">www.wago.com/790-108</a>
	<b>Item no.: 790-116</b> Shield clamping saddle; 19 mm wide; diameter of compatible conductor; 7 ... 16 mm	<a href="http://www.wago.com/790-116">www.wago.com/790-116</a>
	<b>Item no.: 790-124</b> Shield clamping saddle; 27 mm wide; diameter of compatible conductor; 6 ... 24 mm	<a href="http://www.wago.com/790-124">www.wago.com/790-124</a>
	<b>Item no.: 790-140</b> Shield clamping saddle; diameter of compatible conductor	<a href="http://www.wago.com/790-140">www.wago.com/790-140</a>
	<b>Item no.: 790-208</b> Shield clamping saddle; 12.4 mm wide; 3 ... 8 mm	<a href="http://www.wago.com/790-208">www.wago.com/790-208</a>

















Subject to changes. Please also observe the further product documentation!

WAGO Kontakttechnik GmbH & Co. KG  
 Hansastr. 27  
 32423 Minden  
 Phone: +49571 887-0 | Fax: +49571 887-169  
 Email: [info.de@wago.com](mailto:info.de@wago.com) | Web: [www.wago.com](http://www.wago.com)

Do you have any questions about our products?  
 We are always happy to take your call at {0}.

	<b>Item no.: 790-216</b> Shield clamping saddle; 21.8 mm wide; 6 ... 16 mm	<a href="http://www.wago.com/790-216">www.wago.com/790-216</a>
	<b>Item no.: 790-220</b> Shield clamping saddle; 30 mm wide; 6 ... 20 mm	<a href="http://www.wago.com/790-220">www.wago.com/790-220</a>
<b>General accessories</b>		
	<b>Item no.: 750-921</b> Bluetooth® Adapter; light gray	<a href="http://www.wago.com/750-921">www.wago.com/750-921</a>
	<b>Item no.: 750-923</b> Configuration cable; USB connector; Length: 2.5 m; black	<a href="http://www.wago.com/750-923">www.wago.com/750-923</a>
	<b>Item no.: 750-923/000-001</b> Configuration cable; USB connector; Length: 5 m	<a href="http://www.wago.com/750-923/000-001">www.wago.com/750-923/000-001</a>
<b>system box</b>		
	<b>Item no.: 850-804</b> IP65 enclosure; Stainless steel; WxHxD (400x123x200 mm); 4 x M20, 16 x M16, 28 x M12 cable grip	<a href="http://www.wago.com/850-804">www.wago.com/850-804</a>
	<b>Item no.: 850-804/000-001</b> IP65 enclosure; Stainless steel; WxHxD (400x123x200 mm); 2 x M20, 13 x M16, 32 x M12 cable grip	<a href="http://www.wago.com/850-804/000-001">www.wago.com/850-804/000-001</a>
	<b>Item no.: 850-805</b> IP65 enclosure; Stainless steel; WxHxD (600x123x200 mm); 4 x M20, 19 x M16, 67 x M12 cable grip	<a href="http://www.wago.com/850-805">www.wago.com/850-805</a>
	<b>Item no.: 850-814/002-000</b> IP65 enclosure; Sheet steel (RAL 7035); WxHxD (200x120x200 mm); without flange plate	<a href="http://www.wago.com/850-814/002-000">www.wago.com/850-814/002-000</a>
	<b>Item no.: 850-815/002-000</b> IP65 enclosure; Sheet steel (RAL 7035); WxHxD (300x120x200 mm); without flange plate	<a href="http://www.wago.com/850-815/002-000">www.wago.com/850-815/002-000</a>
	<b>Item no.: 850-816/002-000</b> IP65 enclosure; Sheet steel (RAL 7035); WxHxD (400x120x200 mm); without flange plate	<a href="http://www.wago.com/850-816/002-000">www.wago.com/850-816/002-000</a>
	<b>Item no.: 850-817/002-000</b> IP65 enclosure; Sheet steel (RAL 7035); WxHxD (600x120x200 mm); without flange plate	<a href="http://www.wago.com/850-817/002-000">www.wago.com/850-817/002-000</a>
	<b>Item no.: 850-825</b> IP65 enclosure; Aluminium (RAL 7032); WxHxD (160x100x160 mm); 9 x M12, 4 x M20	<a href="http://www.wago.com/850-825">www.wago.com/850-825</a>
	<b>Item no.: 850-826</b> IP65 enclosure; Aluminium (RAL 7032); WxHxD (240x100x160 mm); 4 x M20, 4 x M16, 14 x M12 cable grip	<a href="http://www.wago.com/850-826">www.wago.com/850-826</a>
	<b>Item no.: 850-826/002-000</b> IP65 enclosure; Aluminium (RAL 7035); WxHxD (240x100x160 mm); 4 x M20, 4 x M16, 14 x M12 cable grip	<a href="http://www.wago.com/850-826/002-000">www.wago.com/850-826/002-000</a>

Subject to changes. Please also observe the further product documentation!

	<b>Item no.: 850-827</b> IP65 enclosure; Aluminium (RAL 7032); WxHxD (320x100x160 mm); 4 x M20, 8 x M16, 17 x M12 cable grip	<a href="http://www.wago.com/850-827">www.wago.com/850-827</a>
	<b>Item no.: 850-827/002-000</b> IP65 enclosure; Aluminium (RAL 7035); WxHxD (320x100x160 mm); 4 x M20, 8 x M16, 17 x M12 cable grip	<a href="http://www.wago.com/850-827/002-000">www.wago.com/850-827/002-000</a>
	<b>Item no.: 850-828</b> IP65 enclosure; Aluminium (RAL 7032); WxHxD (480x100x160 mm); 4 x M20, 10 x M16, 35 x M12 cable grip	<a href="http://www.wago.com/850-828">www.wago.com/850-828</a>
	<b>Item no.: 850-828/002-000</b> IP65 enclosure; Aluminium (RAL 7035); WxHxD (480x100x160 mm); 4 x M20, 10 x M16, 35 x M12 cable grip	<a href="http://www.wago.com/850-828/002-000">www.wago.com/850-828/002-000</a>
	<b>Item no.: 850-834</b> IP65 enclosure; Polyester (RAL 7032); WxHxD (164x100x164 mm); 9 x M12, 4 x M20	<a href="http://www.wago.com/850-834">www.wago.com/850-834</a>
	<b>Item no.: 850-835</b> IP65 enclosure; Polyester (RAL 7032); WxHxD (244x100x164 mm); 4 x M20, 4 x M16, 14 x M12 cable grip	<a href="http://www.wago.com/850-835">www.wago.com/850-835</a>
	<b>Item no.: 850-836</b> IP65 enclosure; Polyester (RAL 7032); WxHxD (324x100x164 mm); 4 x M20, 8 x M16, 17 x M12 cable grip	<a href="http://www.wago.com/850-836">www.wago.com/850-836</a>
<b>Carrier rail</b>		
	<b>Item no.: 210-112</b> Steel carrier rail; 35 x 7.5 mm; 1 mm thick; 2 m long; slotted; according to EN 60715; "Hole width 25 mm	<a href="http://www.wago.com/210-112">www.wago.com/210-112</a>
	<b>Item no.: 210-113</b> Steel carrier rail; 35 x 7.5 mm; 1 mm thick; 2 m long; unslotted; according to EN 60715	<a href="http://www.wago.com/210-113">www.wago.com/210-113</a>
	<b>Item no.: 210-114</b> Steel carrier rail; 35 x 15 mm; 1.5 mm thick; 2 m long; unslotted; similar to EN 60715	<a href="http://www.wago.com/210-114">www.wago.com/210-114</a>
	<b>Item no.: 210-115</b> Steel carrier rail; 35 x 7.5 mm; 1 mm thick; 2 m long; slotted; according to EN 60715; "Hole width 18 mm	<a href="http://www.wago.com/210-115">www.wago.com/210-115</a>
	<b>Item no.: 210-118</b> Steel carrier rail; 35 x 15 mm; 2.3 mm thick; 2 m long; unslotted; according to EN 60715	<a href="http://www.wago.com/210-118">www.wago.com/210-118</a>
	<b>Item no.: 210-196</b> Aluminum carrier rail; 35 x 8.2 mm; 1.6 mm thick; 2 m long; unslotted; similar to EN 60715; silver-colored	<a href="http://www.wago.com/210-196">www.wago.com/210-196</a>
	<b>Item no.: 210-197</b> Steel carrier rail; 35 x 15 mm; 1.5 mm thick; 2 m long; slotted; similar to EN 60715	<a href="http://www.wago.com/210-197">www.wago.com/210-197</a>
	<b>Item no.: 210-198</b> Copper carrier rail; 35 x 15 mm; 2.3 mm thick; 2 m long; unslotted; according to EN 60715; copper-colored	<a href="http://www.wago.com/210-198">www.wago.com/210-198</a>
	<b>Item no.: 210-504</b> Steel carrier rail; 35 x 7.5 mm; 1 mm thick; 2 m long; slotted; galvanized; according to EN 60715	<a href="http://www.wago.com/210-504">www.wago.com/210-504</a>

Subject to changes. Please also observe the further product documentation!



**Item no.: 210-505**

Steel carrier rail; 35 x 7.5 mm; 1 mm thick; 2 m long; unslotted; galvanized; according to EN 60715

[www.wago.com/210-505](http://www.wago.com/210-505)



**Item no.: 210-506**

Steel carrier rail; 35 x 15 mm; 1.5 mm thick; 2 m long; unslotted; galvanized; similar to EN 60715

[www.wago.com/210-506](http://www.wago.com/210-506)



**Item no.: 210-508**

Steel carrier rail; 35 x 15 mm; 1.5 mm thick; 2 m long; slotted; galvanized; similar to EN 60715

[www.wago.com/210-508](http://www.wago.com/210-508)

**Marking accessories**



**Item no.: 2009-145**

Mini-WSB Inline; for Smart Printer; 1700 pieces on roll; stretchable 5 - 5.2 mm; plain; snap-on type; white

[www.wago.com/2009-145](http://www.wago.com/2009-145)



**Item no.: 2009-145/000-002**

Mini-WSB Inline; for Smart Printer; 1700 pieces on roll; stretchable 5 - 5.2 mm; plain; snap-on type; white /000-002

[www.wago.com/2009-145](http://www.wago.com/2009-145)



**Item no.: 2009-145/000-005**

Mini-WSB Inline; for Smart Printer; 1700 pieces on roll; stretchable 5 - 5.2 mm; plain; snap-on type; red

[www.wago.com/2009-145](http://www.wago.com/2009-145)

[/000-005](http://www.wago.com/2009-145/000-005)



**Item no.: 2009-145/000-006**

Mini-WSB Inline; for Smart Printer; 1700 pieces on roll; stretchable 5 - 5.2 mm; plain; snap-on type; blue

[www.wago.com/2009-145](http://www.wago.com/2009-145)

[/000-006](http://www.wago.com/2009-145/000-006)



**Item no.: 2009-145/000-007**

Mini-WSB Inline; for Smart Printer; 1700 pieces on roll; stretchable 5 - 5.2 mm; plain; snap-on type; white /000-007

[www.wago.com/2009-145](http://www.wago.com/2009-145)



**Item no.: 2009-145/000-012**

Mini-WSB Inline; for Smart Printer; 1700 pieces on roll; stretchable 5 - 5.2 mm; plain; snap-on type; orange

[www.wago.com/2009-145](http://www.wago.com/2009-145)

[/000-012](http://www.wago.com/2009-145/000-012)



**Item no.: 2009-145/000-023**

Mini-WSB Inline; for Smart Printer; 1700 pieces on roll; stretchable 5 - 5.2 mm; plain; snap-on type; green

[www.wago.com/2009-145](http://www.wago.com/2009-145)

[/000-023](http://www.wago.com/2009-145/000-023)



**Item no.: 2009-145/000-024**

Mini-WSB Inline; for Smart Printer; 1700 pieces on roll; stretchable 5 - 5.2 mm; plain; snap-on type; violet

[www.wago.com/2009-145](http://www.wago.com/2009-145)

[/000-024](http://www.wago.com/2009-145/000-024)



**Item no.: 248-501**

Miniature WSB Quick marking system; plain; Marker width 5 mm; 10 strips with 10 markers per card

[www.wago.com/248-501](http://www.wago.com/248-501)



**Item no.: 248-501/000-002**

Mini-WSB marking card; as card; not stretchable; plain; snap-on type; yellow

[www.wago.com/248-501](http://www.wago.com/248-501)

[/000-002](http://www.wago.com/248-501/000-002)



**Item no.: 248-501/000-005**

Mini-WSB marking card; as card; not stretchable; plain; snap-on type; red

[www.wago.com/248-501](http://www.wago.com/248-501)

[/000-005](http://www.wago.com/248-501/000-005)

Subject to changes. Please also observe the further product documentation!

WAGO Kontakttechnik GmbH & Co. KG

Hansastr. 27

32423 Minden

Phone: +49571 887-0 | Fax: +49571 887-169

Email: [info.de@wago.com](mailto:info.de@wago.com) | Web: [www.wago.com](http://www.wago.com)

Do you have any questions about our products?

We are always happy to take your call at {0}.





**Item no.: 248-501/000-006**  
Mini-WSB marking card; as card; not stretchable; plain; snap-on type; blue

[www.wago.com/248-501/000-006](http://www.wago.com/248-501/000-006)



**Item no.: 248-501/000-007**  
Mini-WSB marking card; as card; not stretchable; plain; snap-on type; gray

[www.wago.com/248-501/000-007](http://www.wago.com/248-501/000-007)



**Item no.: 248-501/000-012**  
Mini-WSB marking card; as card; not stretchable; plain; snap-on type; orange

[www.wago.com/248-501/000-012](http://www.wago.com/248-501/000-012)



**Item no.: 248-501/000-017**  
Mini-WSB marking card; as card; not stretchable; plain; snap-on type; light green

[www.wago.com/248-501/000-017](http://www.wago.com/248-501/000-017)



**Item no.: 248-501/000-023**  
Mini-WSB marking card; as card; not stretchable; plain; snap-on type; green

[www.wago.com/248-501/000-023](http://www.wago.com/248-501/000-023)



**Item no.: 248-501/000-024**  
Mini-WSB marking card; as card; not stretchable; plain; snap-on type; violet

[www.wago.com/248-501/000-024](http://www.wago.com/248-501/000-024)

#### wiring and connectors



**Item no.: 750-975**  
ETHERNET RJ-45 connector, IP20; ETHERNET 10/100 Mbit/s; for field assembly; light gray

[www.wago.com/750-975](http://www.wago.com/750-975)



**Item no.: 750-977/000-011**  
Connector ETHERNET; RJ-45; Cat. 6A; straight; Code T568A; AWG 22

[www.wago.com/750-977/000-011](http://www.wago.com/750-977/000-011)



**Item no.: 750-977/000-012**  
Connector ETHERNET; RJ-45; Cat. 6A; straight; Code T568B; AWG 22

[www.wago.com/750-977/000-012](http://www.wago.com/750-977/000-012)



**Item no.: 750-977/000-021**  
Connector ETHERNET; RJ-45; Cat. 6A; straight; Code T568A; AWG 24

[www.wago.com/750-977/000-021](http://www.wago.com/750-977/000-021)



**Item no.: 750-977/000-022**  
Connector ETHERNET; RJ-45; Cat. 6A; straight; Code T568B; AWG 24

[www.wago.com/750-977/000-022](http://www.wago.com/750-977/000-022)



**Item no.: 750-978/000-011**  
Connector ETHERNET; RJ-45; Cat. 6A; straight; Code T568A; AWG 22; Strain relief

[www.wago.com/750-978/000-011](http://www.wago.com/750-978/000-011)



**Item no.: 750-978/000-012**  
Connector ETHERNET; RJ-45; Cat. 6A; straight; Code T568B; AWG 22; Strain relief

[www.wago.com/750-978/000-012](http://www.wago.com/750-978/000-012)

Subject to changes. Please also observe the further product documentation!



Item no.: 750-978/000-021

Connector ETHERNET; RJ-45; Cat. 6A; straight; Code T568A; AWG 24; Strain relief

[www.wago.com/750-978/000-021](http://www.wago.com/750-978/000-021)



Item no.: 750-978/000-022

Connector ETHERNET; RJ-45; Cat. 6A; straight; Code T568B; AWG 24; Strain relief

[www.wago.com/750-978/000-022](http://www.wago.com/750-978/000-022)



Item no.: 750-979/000-011

Connector ETHERNET; RJ-45; Cat. 6A; angled; Code T568A; AWG 22; Strain relief

[www.wago.com/750-979/000-011](http://www.wago.com/750-979/000-011)



Item no.: 750-979/000-012

Connector ETHERNET; RJ-45; Cat. 6A; angled; Code T568B; AWG 22; Strain relief

[www.wago.com/750-979/000-012](http://www.wago.com/750-979/000-012)



Item no.: 750-979/000-021

Connector ETHERNET; RJ-45; Cat. 6A; angled; Code T568A; AWG 24; Strain relief

[www.wago.com/750-979/000-021](http://www.wago.com/750-979/000-021)



Item no.: 750-979/000-022

Connector ETHERNET; RJ-45; Cat. 6A; angled; Code T568B; AWG 24; Strain relief

[www.wago.com/750-979/000-022](http://www.wago.com/750-979/000-022)

## Downloads

### Documentation

#### Additional Information

Disposal; Electrical and electronic equipment, Packaging

V 1.0.0

pdf  
265.8 kB

Download

#### System Description

750 XTR Series I/O-System – General Product Information

pdf  
1.1 MB

Download

## Installation Notes

Subject to changes. Please also observe the further product documentation!

WAGO Kontakttechnik GmbH & Co. KG  
Hansastr. 27  
32423 Minden  
Phone: +49571 887-0 | Fax: +49571 887-169  
Email: [info.de@wago.com](mailto:info.de@wago.com) | Web: [www.wago.com](http://www.wago.com)

Do you have any questions about our products?  
We are always happy to take your call at {0}.



## Product family

### 750 XTR Series – I/O System

I/O-System 750 XTR: Dort automatisieren, wo jedes andere System an seine Grenzen stößt – und das zuverlässig und wirtschaftlich! XTR – dieses Kürzel im Systemnamen steht für extremen Schutz vor klimatischen Einflüssen, Schwingungen, Erschütterungen und Überspannungen.

[Show all products from the family](#)

Subject to changes. Please also observe the further product documentation!

---

WAGO Kontakttechnik GmbH & Co. KG  
Hansastr. 27  
32423 Minden  
Phone: +49571 887-0 | Fax: +49571 887-169  
Email: [info.de@wago.com](mailto:info.de@wago.com) | Web: [www.wago.com](http://www.wago.com)

Do you have any questions about our products?  
We are always happy to take your call at {0}.