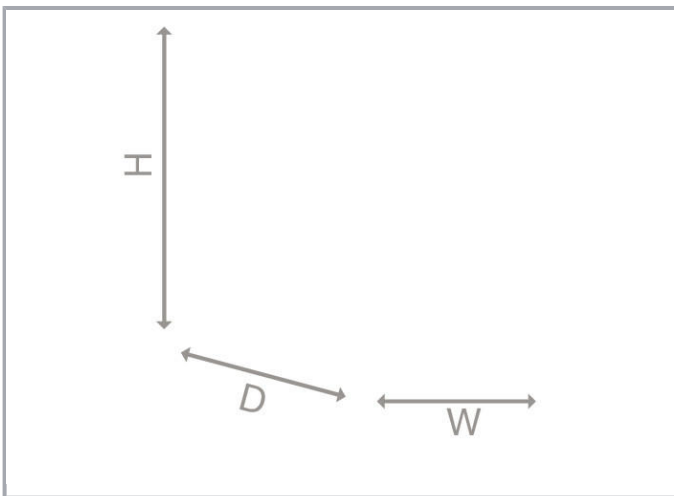
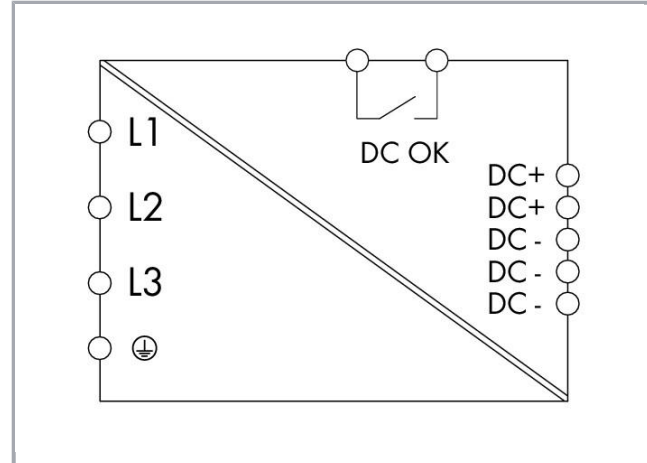



Data sheet | Item number: 787-2744

Switched-mode power supply; Eco; 3-phase; 24 VDC output voltage; 40 A output current; DC OK contact



www.wago.com/787-2744



Item description

Features:

Subject to changes. Please also observe the further product documentation!

WAGO Kontakttechnik GmbH & Co. KG
Hansastr. 27
32423 Minden
Phone: +49571 887-0 | Fax: +49571 887-169
Email: info.de@wago.com | Web: www.wago.com

Do you have any questions about our products?
We are always happy to take your call at {0}.



- Economical power supply for standard applications
- Natural convection cooling when horizontally mounted
- Encapsulated for use in control cabinets
- Fast and tool-free termination via lever-actuated terminals with push-in connection technology
- DC OK signal output
- Parallel operation
- Electrically isolated output voltage (SELV) per EN 60950-1/UL 60950-1; PELV per EN 60204-1

Data

Technical Data

Input

Phases	2 3
Nominal input voltage $U_{i\text{ nom}}$	(2 / 3) x AC 400 ... 480 V
Input voltage range	(2 / 3) x AC 325 ... 575 V; DC 560 ... 700 V
Nominal mains frequency range	47 ... 63 Hz; 0 Hz
Input current I_i	$\leq 3 \times 2,5 \text{ A}$ (400 VAC)
Discharge current	$\leq 3,5 \text{ mA}$
Inrush current	$\leq 30 \text{ A}$ (400 VAC)
Power factor	$\geq 0,7$ (400 VAC)
Power factor correction (PFC)	Passive
Mains failure hold-up time	$\geq 10 \text{ ms}$ (3 x 400 VAC)

Output

Nominal output voltage $U_{o\text{ nom}}$	DC 24 V (SELV)
Output voltage range	DC 22 ... 28 V (adjustable)
Factory preset	DC 24 V
Nominal output current $I_{o\text{ nom}}$	40 A (24 VDC)
Nominal output power	960 W
Adjustment accuracy	$\leq 1 \%$
Residual ripple	$\leq 150 \text{ mV}$ (peak-to-peak)
Overload behavior	Constant power (in overload range: $1.05 \dots 1.4 \times I_{o\text{ nom}}$); Shutdown and automatic restart in the event of a short circuit

Subject to changes. Please also observe the further product documentation!

WAGO Kontakttechnik GmbH & Co. KG
 Hansastr. 27
 32423 Minden
 Phone: +49571 887-0 | Fax: +49571 887-169
 Email: info.de@wago.com | Web: www.wago.com

Do you have any questions about our products?
 We are always happy to take your call at {0}.



Signaling and communication

Signaling	1 x LED DC OK (green) 1 x Overload LED (red) 1 x DC OK signal output (PhotoMOS as make contact; can be loaded with max. 31.2 V / 100 mA)
Operation status indicator	Green LED (U_o) Red LED (overload)

Efficiency/Power losses:

Power loss P_l	$\leq 6,2$ W (400 VAC; Nominal load); $\leq 64,3$ W (400 VAC; Nominal load)
Efficiency (typ.)	93 %

Fuse protection:

Internal fuse	3 x T 6.3 A / 500 VAC
External fuse (required)	An external DC fuse is required for the DC input voltage.
External fuse (recommended)	3 x circuit breaker ≥ 10 A; Tripping characteristic: B or C

Safety and protection:

Insulation voltage (PRI-SEC)	DC 4,242 kV
Isolation voltage (PRI-GND)	DC 2,2 kV
Insulation voltage (SEC-GND)	DC 0,7 kV
Insulation voltage (SEC-Signal)	DC 0,7 kV
Protection class	I
Protection class	IP20 (per EN 60529)
Feedback voltage	\leq DC 30 V
Overvoltage category	II
Transient protection, primary	Varistor
Short circuit protection	Yes
No-load proof	Yes
Parallel operation	Yes
Series connection	Max. 2 devices
MTBF	$> 1,300,000$ h (per IEC 61709)

Connection data

Connection type (1)	Input
---------------------	-------

Subject to changes. Please also observe the further product documentation!



Connection technology	Push-in CAGE CLAMP®
WAGO terminal	WAGO 2606 Series
Solid conductor	0,5 ... 6 mm ² / 20 ... 10 AWG
Fine-stranded conductor	0,5 ... 6 mm ² / 20 ... 10 AWG
Strip length	11 ... 13 mm / 0.43 ... 0.51 inch
Connection type (2)	Output
Connection technology 2	Push-in CAGE CLAMP®
WAGO terminal 2	WAGO 2616 Series
Solid conductor (2)	0,75 ... 16 mm ² / 18 ... 4 AWG
Fine-stranded conductor (2)	0,75 ... 25 mm ² / 18 ... 4 AWG
Strip length (2)	18 ... 20 mm / 0.71 ... 0.79 inch
Connection type (3)	Signaling
Connection technology 3	Push-in CAGE CLAMP®
WAGO terminal 3	picoMAX® 3.5 (WAGO 2091 Series)
Solid conductor (3)	0,2 ... 1,5 mm ² / 24 ... 14 AWG
Fine-stranded conductor (3)	0,2 ... 1,5 mm ² / v ... 14 AWG
Strip length (3)	8 ... 9 mm / 0.31 ... 0.35 inch

Geometrical Data

Width	140 mm / 5.512 inch
Height	130 mm / 5.118 inch
Length from upper-edge of DIN-35 rail	170 mm / 6.693 inch

Mechanical data

Type of mounting	DIN-35 rail (EN 60715)
------------------	------------------------

Material Data

Weight	2630 g
--------	--------

Environmental Requirements

Surrounding air (operating) temperature	-20 ... 70 °C
Surrounding air (storage) temperature	-40 ... 85 °C
Relative humidity	10 ... 95 % (no condensation permissible)
Derating	-2 %/K (> 45 °C)
Pollution degree	2

Subject to changes. Please also observe the further product documentation!

WAGO Kontakttechnik GmbH & Co. KG
 Hansastr. 27
 32423 Minden
 Phone: +49571 887-0 | Fax: +49571 887-169
 Email: info.de@wago.com | Web: www.wago.com

Do you have any questions about our products?
 We are always happy to take your call at {0}.

Climatic category	3K3 (per EN 60721)
Shock and vibration resistance	Shock: 15g (per EN 60068-2-27) Vibration: 1g (per EN 60068-2-6)

Standards and specifications


Conformity marking	CE; EAC
Standards/specifications	EN 61204-3; EN 60950-1; EN 62368-1; cURus 60950-1; cURus 62368-1; cULus 508; CSA C22.2

Commercial data




Packaging type	BOX
Country of origin	CN
GTIN	4055143588980
Customs Tariff No.	85044082900

Approvals / Certificates

Country specific Approvals

Logo	Approval	Additional Approval Text	Certificate name
	EAC ROSTEST-Moskau	TP TC 004/2011	RU_C-DE. AJA46.B. 07009_19 0787_2744

UL-Approvals

Logo	Approval	Additional Approval Text	Certificate name
	UL Underwriters Laboratories Inc.	UL 60950-1	E255815
	UL Underwriters Laboratories Inc.	UL 508	E255817
	UR Underwriters Laboratories Inc.	UL 62368-1	E255815

Subject to changes. Please also observe the further product documentation!

Counterpart

Compatible products

tools

**Item no.: 210-719**

Operating tool; Blade: 2.5 x 0.4 mm; with a partially insulated shaft

www.wago.com/210-719**Item no.: 210-769**

SCREWDRIVER; green

www.wago.com/210-769

ferrule

**Item no.: 216-201**Ferrule; Sleeve for 0.5 mm² / 20 AWG; insulated; electro-tin plated; whitewww.wago.com/216-201**Item no.: 216-202**Ferrule; Sleeve for 0.75 mm² / 18 AWG; insulated; electro-tin plated; graywww.wago.com/216-202**Item no.: 216-203**Ferrule; Sleeve for 1 mm² / AWG 18; insulated; electro-tin plated; redwww.wago.com/216-203**Item no.: 216-204**Ferrule; Sleeve for 1.5 mm² / AWG 16; insulated; electro-tin plated; blackwww.wago.com/216-204**Item no.: 216-205**Ferrule; Sleeve for 2.08 mm² / AWG 14; insulated; electro-tin plated; yellowwww.wago.com/216-205**Item no.: 216-206**Ferrule; Sleeve for 2.5 mm² / AWG 14; insulated; electro-tin plated; bluewww.wago.com/216-206**Item no.: 216-207**Ferrule; Sleeve for 4 mm² / AWG 12; insulated; electro-tin plated; graywww.wago.com/216-207**Item no.: 216-208**Ferrule; Sleeve for 6 mm² / AWG 10; insulated; electro-tin plated; electrolytic copper; gastight crimped; acc. to DIN 46228, Part 4/09.90; yellowwww.wago.com/216-208**Item no.: 216-221**Ferrule; Sleeve for 0.5 mm² / 20 AWG; insulated; electro-tin plated; whitewww.wago.com/216-221**Item no.: 216-222**Ferrule; Sleeve for 0.75 mm² / 18 AWG; insulated; electro-tin plated; graywww.wago.com/216-222**Item no.: 216-223**Ferrule; Sleeve for 1 mm² / AWG 18; insulated; electro-tin plated; redwww.wago.com/216-223**Item no.: 216-224**Ferrule; Sleeve for 1.5 mm² / AWG 16; insulated; electro-tin plated; blackwww.wago.com/216-224**Item no.: 216-241**Ferrule; Sleeve for 0.5 mm² / 20 AWG; insulated; electro-tin plated; electrolytic copper; gastightwww.wago.com/216-241

Subject to changes. Please also observe the further product documentation!

WAGO Kontakttechnik GmbH & Co. KG

Hansastr. 27

32423 Minden

Phone: +49571 887-0 | Fax: +49571 887-169

Email: info.de@wago.com | Web: www.wago.com

Do you have any questions about our products?

We are always happy to take your call at {0}.

	crimped; acc. to DIN 46228, Part 4/09.90; white	
	Item no.: 216-242 Ferrule; Sleeve for 0.75 mm ² / 18 AWG; insulated; electro-tin plated; electrolytic copper; gastight crimped; acc. to DIN 46228, Part 4/09.90; gray	www.wago.com/216-242
	Item no.: 216-243 Ferrule; Sleeve for 1 mm ² / AWG 18; insulated; electro-tin plated; electrolytic copper; gastight crimped; acc. to DIN 46228, Part 4/09.90; red	www.wago.com/216-243
	Item no.: 216-244 Ferrule; Sleeve for 1.5 mm ² / AWG 16; insulated; electro-tin plated; electrolytic copper; gastight crimped; acc. to DIN 46228, Part 4/09.90; black	www.wago.com/216-244
	Item no.: 216-246 Ferrule; Sleeve for 2.5 mm ² / AWG 14; insulated; electro-tin plated; electrolytic copper; gastight crimped; acc. to DIN 46228, Part 4/09.90; blue	www.wago.com/216-246
	Item no.: 216-262 Ferrule; Sleeve for 0.75 mm ² / 18 AWG; insulated; electro-tin plated; electrolytic copper; gastight crimped; acc. to DIN 46228, Part 4/09.90; gray	www.wago.com/216-262
	Item no.: 216-263 Ferrule; Sleeve for 1 mm ² / AWG 18; insulated; electro-tin plated; electrolytic copper; gastight crimped; acc. to DIN 46228, Part 4/09.90; red	www.wago.com/216-263
	Item no.: 216-264 Ferrule; Sleeve for 1.5 mm ² / AWG 16; insulated; electro-tin plated; electrolytic copper; gastight crimped; acc. to DIN 46228, Part 4/09.90; black	www.wago.com/216-264
	Item no.: 216-266 Ferrule; Sleeve for 2.5 mm ² / AWG 14; insulated; electro-tin plated; electrolytic copper; gastight crimped; acc. to DIN 46228, Part 4/09.90; blue	www.wago.com/216-266
	Item no.: 216-267 Ferrule; Sleeve for 4 mm ² / AWG 12; insulated; electro-tin plated; electrolytic copper; gastight crimped; acc. to DIN 46228, Part 4/09.90; gray	www.wago.com/216-267
	Item no.: 216-284 Ferrule; Sleeve for 1.5 mm ² / AWG 16; insulated; electro-tin plated; electrolytic copper; gastight crimped; acc. to DIN 46228, Part 4/09.90; black	www.wago.com/216-284
	Item no.: 216-286 Ferrule; Sleeve for 2.5 mm ² / AWG 14; insulated; electro-tin plated; electrolytic copper; gastight crimped; acc. to DIN 46228, Part 4/09.90; blue	www.wago.com/216-286
	Item no.: 216-287 Ferrule; Sleeve for 4 mm ² / AWG 12; insulated; electro-tin plated; electrolytic copper; gastight crimped; acc. to DIN 46228, Part 4/09.90; gray	www.wago.com/216-287
	Item no.: 216-288 Ferrule; Sleeve for 6 mm ² / AWG 10; insulated; electro-tin plated; electrolytic copper; gastight crimped; acc. to DIN 46228, Part 4/09.90; yellow	www.wago.com/216-288
	Item no.: 216-301 Ferrule; Sleeve for 0.25 mm ² / AWG 24; insulated; electro-tin plated; yellow	www.wago.com/216-301
	Item no.: 216-302 Ferrule; Sleeve for 0.34 mm ² / 22 AWG; insulated; electro-tin plated; green	www.wago.com/216-302

Subject to changes. Please also observe the further product documentation!



Downloads

Documentation

Instruction Leaflet

Primär getaktete Stromversorgung EPSITRON ECO Power	V 1.5.0	pdf 1.0 MB	Download
---	---------	---------------	----------

Additional Information

Disposal; Electrical and electronic equipment, Packaging	V 1.0.0	pdf 265.8 kB	Download
--	---------	-----------------	----------

Installation Notes

Product family

Eco

[Show all products from the family](#)

Subject to changes. Please also observe the further product documentation!