

# GV2RT14

Motor circuit breaker, TeSys GV2, 3P, 6-10 A, thermal magnetic, screw clamp terminals



## Main

Range	TeSys
Product name	TeSys GV2
Device short name	GV2RT
Device application	Transformer Motor
Trip unit technology	Thermal-magnetic

## Complementary

Poles description	3P
Network type	AC
Utilisation category	AC-3 conforming to IEC 60947-4-1 Category A conforming to IEC 60947-2
Network frequency	50/60 Hz conforming to IEC 60947-4-1
Fixing mode	35 mm symmetrical DIN rail: clipped Panel: screwed (with adaptor plate)
Operating position	Any position
Motor power kW	1.5 kW at 220/230 V AC 50/60 Hz motor protection high peak current 2.2 kW at 220/230 V AC 50/60 Hz motor protection high peak current 3 kW at 400/415 V AC 50/60 Hz motor protection high peak current 4 kW at 400/415 V AC 50/60 Hz motor protection high peak current 4 kW at 440 V AC 50/60 Hz motor protection high peak current 4 kW at 500 V AC 50/60 Hz motor protection high peak current 5.5 kW at 500 V AC 50/60 Hz motor protection high peak current 5.5 kW at 690 V AC 50/60 Hz motor protection high peak current 7.5 kW at 690 V AC 50/60 Hz motor protection high peak current 2.5 kW at 230/240 V AC 50/60 Hz transformer protection 4 kW at 400/415 V AC 50/60 Hz transformer protection 5 kW at 400/415 V AC 50/60 Hz transformer protection 5 kW at 440 V AC 50/60 Hz transformer protection 5 kW at 500 V AC 50/60 Hz transformer protection 6.3 kW at 500 V AC 50/60 Hz transformer protection
Breaking capacity	100 kA Icu at 400/415 V AC 50/60 Hz conforming to IEC 60947-2

3 kA Icu at 690 V AC 50/60 Hz conforming to IEC 60947-2  
 10 kA Icu at 500 V AC 50/60 Hz conforming to IEC 60947-2  
 15 kA Icu at 440 V AC 50/60 Hz conforming to IEC 60947-2  
 100 kA Icu at 220/230 V AC 50/60 Hz conforming to IEC 60947-2

Control type	Toggle
[In] rated current	10 A
Thermal protection adjustment range	6...10 A
Magnetic tripping current	200 A
[Ue] rated operational voltage	690 V AC 50/60 Hz conforming to IEC 60947-2
[Ui] rated insulation voltage	690 V AC 50/60 Hz conforming to IEC 60947-2
[Ith] conventional free air thermal current	10 A conforming to IEC 60947-4-1
[Uimp] rated impulse withstand voltage	IEC 60947-2 6 kV
Power dissipation per pole	2.5 W
Mechanical durability	100000 cycles
Electrical durability	100000 cycles for AC-3 at 440 V
Maximum operating rate	25 cyc/h
Rated duty	Continuous conforming to IEC 60947-4-1
Connections - terminals	Screw clamp terminals 2 cable(s) 1...6 mm <sup>2</sup> solid Screw clamp terminals 2 cable(s) 1.5...6 mm <sup>2</sup> flexible without cable end Screw clamp terminals 2 cable(s) 1...4 mm <sup>2</sup> flexible with cable end
Tightening torque	1.7 N.m on screw clamp terminals
Suitability for isolation	Yes conforming to IEC 60947-1
Height	89 mm
Width	45 mm
Depth	78.5 mm

## Environment

Standards	EN/IEC 60947-2 EN/IEC 60947-4-1 UL 60947-4-1 CSA C22.2 No 60947-4-1
Product certifications	IECEE CB Scheme UL CSA CCC EAC BV LROS (Lloyds register of shipping)
Protective treatment	TH
IP degree of protection	IP20 conforming to IEC 60529
IK degree of protection	IK04
Ambient air temperature for operation	-20...60 °C
Ambient air temperature for storage	-40...80 °C
Fire resistance	960 °C conforming to IEC 60695-2-1
Operating altitude	2000 m

## Offer Sustainability

Sustainable offer status	Green Premium product
REACH Regulation	<a href="#">REACH Declaration</a>
EU RoHS Directive	Compliant <a href="#">EU RoHS Declaration</a>
Mercury free	Yes
RoHS exemption information	<a href="#">Yes</a>
China RoHS Regulation	<a href="#">China RoHS declaration</a> Product out of China RoHS scope. Substance declaration for your information
Environmental Disclosure	<a href="#">Product Environmental Profile</a>

---

WEEE	The product must be disposed on European Union markets following specific waste collection and never end up in rubbish bins
------	---

---

### Contractual warranty

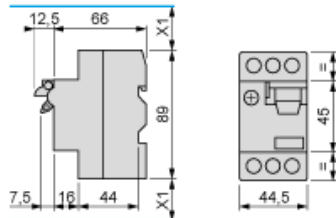
---

Warranty	18 months
----------	-----------

---

GV2RT

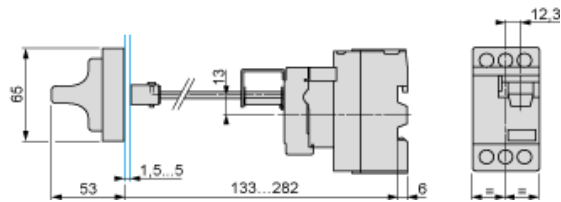
Dimensions



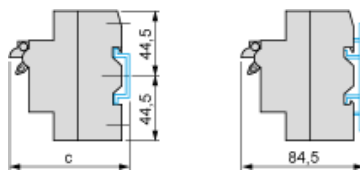
X1: Electrical clearance = 40 mm for  $U_e < 690$  V

Mounting

Mounting of external operator GV2AP03



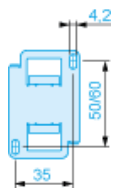
On 35 mm rail



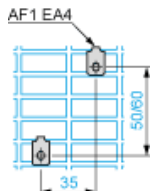
$c = 80$  on AM1 DP200 (35 x 7.5)

$c = 88$  on AM1 DE200, ED200 (35 x 15)

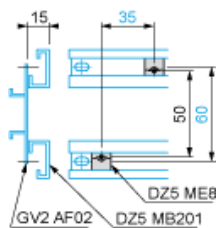
On panel with adapter plate GV2AF02



On pre-slotted plate AM1 PA



On rails DZ5 MB



GV2ME•• and GV2RT

