



NPN	PNP
MJ11032	MJ11033
50 Amperes	
Complementary	
Silicon Power	
Darlington Transistors	
120V	
300W	

Features

- High Gain Darlington performance
- High DC Current Gain: $h_{FE} = 1,000$ (Minimum) at $I_C = 25A$,
 $h_{FE} = 400$ (Minimum) at $I_C = 50A$
- Monolithic construction with built-in Base-Emitter Shunt Resistor

Complementary Silicon Power Darlington Transistors are designed for use as output devices in complementary general purpose amplifier applications

Absolute Maximum Ratings

Parameter	Symbol	Values	Unit
Collector - Emitter Voltage	V_{CEO}	120	V
Collector - Base Voltage	V_{CBO}		
Emitter - Base Voltage	V_{EBO}		
Collector Current - Continuous - Peak	I_C I_{CM}	50 100	A
Base Current	I_B	2	
Total Power Dissipation $T_C = 25^\circ C$ Derate above $+25^\circ C$	P_D	300 1.71	W W / $^\circ C$
Operating and Storage Junction Temperature Range	T_J, T_{STG}	-65 to +200	$^\circ C$

Thermal Characteristics

Parameter	Symbol	Maximum	Unit
Thermal Resistance Junction to Case	$R_{\theta JC}$	0.584	$^\circ C / W$

Electrical Characteristics ($T_{CASE} = 25^\circ C$ unless otherwise specified)

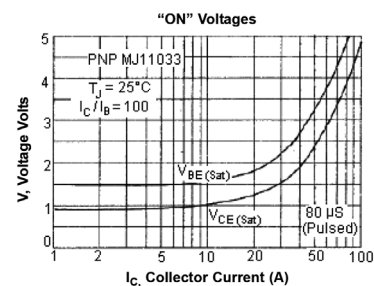
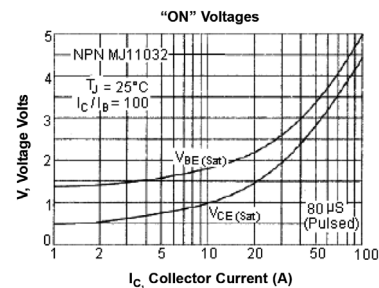
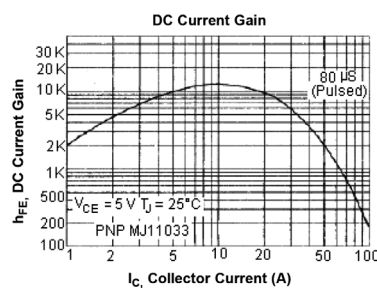
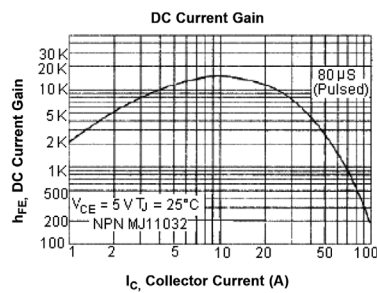
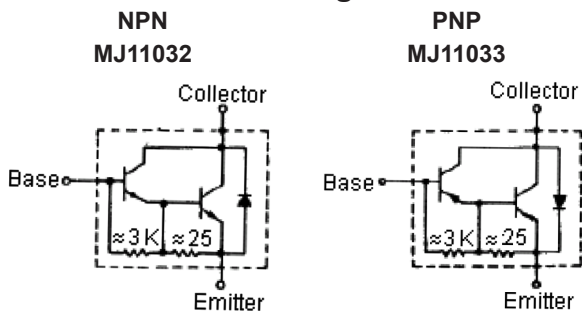
Characteristic	Symbol	Minimum	Maximum	Unit
OFF Characteristics				
Collector - Emitter Sustaining Voltage (1) ($I_C = 100mA, I_B = 0$)	$V_{CEO(sus)}$	120	-	V
Collector Cut off Current ($V_{CE} = 50V, I_B = 0$)	I_{CEO}	-	2	mA
Collector - Emitter Leakage Current ($V_{CE} = 120V, R_{BE} = 1k\Omega$) ($V_{CE} = 120V, R_{BE} = 1k\Omega, T_C = 125^\circ C$)	I_{CER}	-	2 10	
Emitter Cut off Current ($V_{EB} = 5V, I_C = 0$)	I_{EBO}	-	5	

Characteristic	Symbol	Minimum	Maximum	Unit
ON Characteristics (1)				
DC Current Gain ($I_C = 25A, V_{CE} = 5V$) ($I_C = 50A, V_{CE} = 5V$)	h_{FE}	1,000 400	18,000	-
Collector - Emitter Saturation Voltage ($I_C = 25A, I_B = 250mA$) ($I_C = 50A, I_B = 500mA$)	$V_{CE(sat)}$	-	2.5 3.5	V
Base - Emitter Saturation Voltage ($I_C = 25A, I_B = 200mA$) ($I_C = 50A, I_B = 300mA$)	$V_{BE(sat)}$	-	3 4.5	
Dynamic Characteristics				
Small-Signal Current Gain ($I_C = 10A, V_{CE} = 3V, f = 1kHz$)	$ h_{fe} $	4	-	-

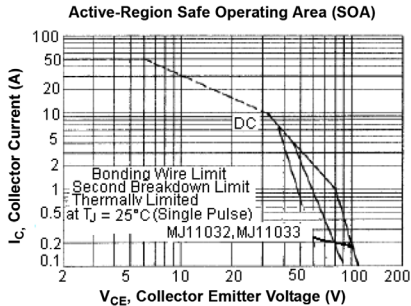
(1) Pulse Test : Pulse Width = 300 μ s, Duty Cycle \leq 2%

(2) $f_T = |h_{fe}| \cdot f_{test}$

Internal Schematic Diagram



Newark.com/multicomp-pro
Farnell.com/multicomp-pro
Element14.com/multicomp-pro



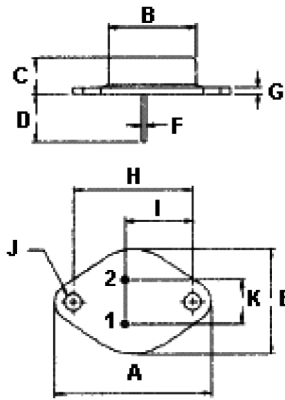
There are two limitations on the power handling ability of a transistor average junction temperature and second breakdown safe operating area curves indicate $I_c - V_{CE}$ limits of the transistor that must be observed for reliable operation i.e, the transistor must not be subjected to greater dissipation than the curves indicate

The data of SOA curve is based on $T_{J(PK)} = 200^\circ\text{C}$; T_C is variable depending on conditions. Second breakdown pulse limits are valid for duty cycles to 10% provided $T_{J(PK)} \leq 200^\circ\text{C}$, At high case temperatures, thermal limitation will reduce the power that can be handled to values less than the limitations imposed by second breakdown

Specification Table

I_c (av) maximum (A)	V_{CE0} maximum (V)	h_{FE} minimum at $I_c = 25\text{ A}$	P_{tot} at 25°C (W)	Package	Type	Part Number
50	120	1,000	300	TO-3	NPN	MJ11032
					PNP	MJ11033

Diagram



Dimensions	Minimum	Maximum
A	38.75	39.96
B	19.28	22.23
C	7.96	9.28
D	11.18	12.19
E	25.2	26.67
F	0.92	1.09
G	1.38	1.62
H	29.9	30.4
I	16.64	17.3
J	3.88	4.36
K	10.67	11.18

- Pin 1. Base
- 2. Emitter
- Collector (Case)

Dimensions : Millimetres

Important Notice : This data sheet and its contents (the "Information") belong to the members of the AVNET group of companies (the "Group") or are licensed to it. No licence is granted for the use of it other than for information purposes in connection with the products to which it relates. No licence of any intellectual property rights is granted. The Information is subject to change without notice and replaces all data sheets previously supplied. The Information supplied is believed to be accurate but the Group assumes no responsibility for its accuracy or completeness, any error in or omission from it or for any use made of it. Users of this data sheet should check for themselves the Information and the suitability of the products for their purpose and not make any assumptions based on information included or omitted. Liability for loss or damage resulting from any reliance on the Information or use of it (including liability resulting from negligence or where the Group was aware of the possibility of such loss or damage arising) is excluded. This will not operate to limit or restrict the Group's liability for death or personal injury resulting from its negligence. Multicomp Pro is the registered trademark of Premier Farnell Limited 2019.