

Slide Potentiometer

PSL2



Features:

- Operation life 300,000 minimum
- Resistance range 1 kΩ - 1 MΩ
- Smooth feel with dual rail internal system
- Dual track options available
- Range of taper resistance options

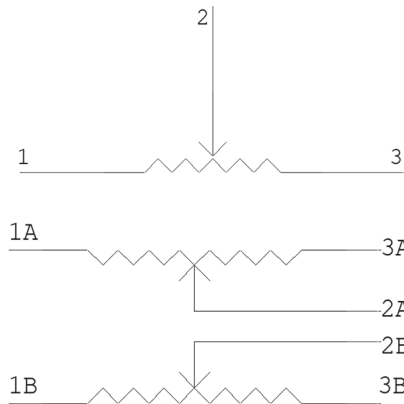


Description:

PS2 family of linear non-motorized potentiometers. This potentiometer is perfect for mixing boards and other audio visual equipment.

Applications:

- Audio mixers
- Video mixers
- Light boards
- Keyboards
- Musical instruments
- Stage equipment



3D Model

To view 3D model:
1) Enable 3D content
2) Click and drag below



If unable to view 3D content, download and save this PDF to your computer and open it in Adobe Acrobat Reader.

Electrical Characteristics

$T_A = 25^\circ\text{C}$ unless otherwise noted

Resistance Range	1 kΩ—1 MΩ
Standard Resistance Tolerance	1 kΩ- 1 MΩ $\pm 20\%$ R < 1 kΩ or R > 1 MΩ $\pm 30\%$
Resistance Taper	A,B,C
Maximum Operating Voltage	200 Vac / 10 Vdc
Rated Power	0.5 Watt
Dielectric Strength	1 minute at 300 Vac
Slider Noise	≤ 47 mV
Insulation Resistance	≥ 100 MΩ at 250 Vdc
Residual Resistance	R1,2— ≤ 5 Ω R2,3 — ≤ 5 Ω
Element Count	Single/Dual
Tracking Error	-40 dB—0 dB $\leq \pm 3$ dB

General Note

TT Electronics reserves the right to make changes in product specification without notice or liability. All information is subject to TT Electronics' own data and is considered accurate at time of going to print.

© TT electronics plc

TT Electronics | BI Technologies
Circulo de la Amistad #102 PIMSA IV Mexicali B.C. Mexico C.P 21210
Ph: + 1 (714) 447-2345
www.ttelectronics.com/bi-technologies

Rev - 06/2019 Page 1

Document #: _____

Fader Characteristics

T_A = 25°C unless otherwise noted

Slide Travel	45mm, 60mm, 100mm
Operating Force	5—120 gf.cm
Stopper Strength	5 Kgf.cm for 5 seconds
Lever Wobble	1.6mm p-p maximum
Operational Life	300,000 cycles minimum
Total Resistance Shift	±15%
Touch Sense Track	NO
Lever Deviation	0.5mm max (one side)

Environmental Characteristics

T_A = 25°C unless otherwise noted

Operating Temperature Range	-10°C -70°C
IP Rating	N/A
Soldering Condition	260°C for 3 seconds
RoHS	Please refer to TT Electronics website
REACH	Please refer to TT Electronics website

Ordering Info

PSL2	100	N	2	T	02	05B	103
------	-----	---	---	---	----	-----	-----

Part Family

Travel (mm)

045/060/100

Motor Option

N - N/A

Track Count

1 - Single Track

2 - Dual Track

Terminal Type

T - PC Pins

Lever Height

See Lever Table

Resistance Taper

See Resistance Taper Table

Resistance Code

See Resistance Chart

Lever Table		
Order Code	L(F)(H) (mm)	Lever Style
01	20(10)	A
02 03	15(10)(3.8) 21(9)(3.8)	B
04 05 06	8 11.5 14	C
07 08 09	10 15 20	D

Resistance Taper Table (Code)		
Taper "A"	Taper "B"	Taper "C"
05A	00B	05C
10A	01B	10C
15A	02B	15C
20A	03B	20C
25A	04B	25C
30A	05B	30C

Code	Resistance
102	1K
202	2K
502	5K
103	10K
203	20K
503	50K
104	100K
204	200K
504	500K

General Note

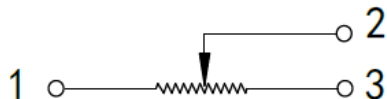
TT Electronics reserves the right to make changes in product specification without notice or liability. All information is subject to TT Electronics' own data and is considered accurate at time of going to print.

Outline Drawings

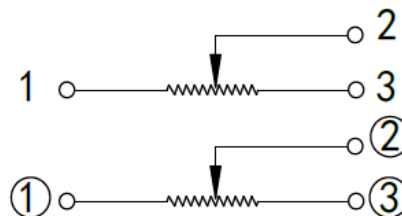
Lever Table				
Lever Style				
Order Code -L(F)(H) Units: mm	01 - 20(10)	02 - 15(10)(3.8) 03 - 20(10)(3.8)	04 - 8 05 - 11.5 06 - 14	07 - 10 08 - 15 09 - 20

PSL2 Series Circuit Diagram

1 Track



2 Track

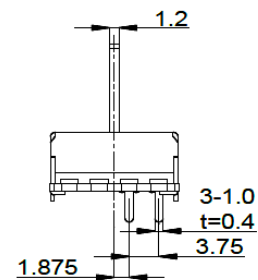
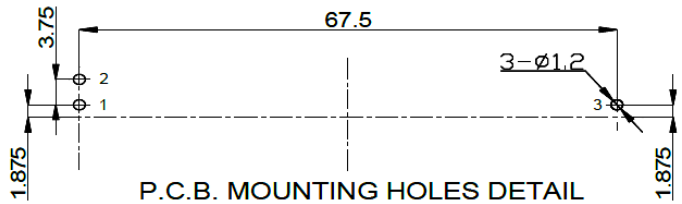
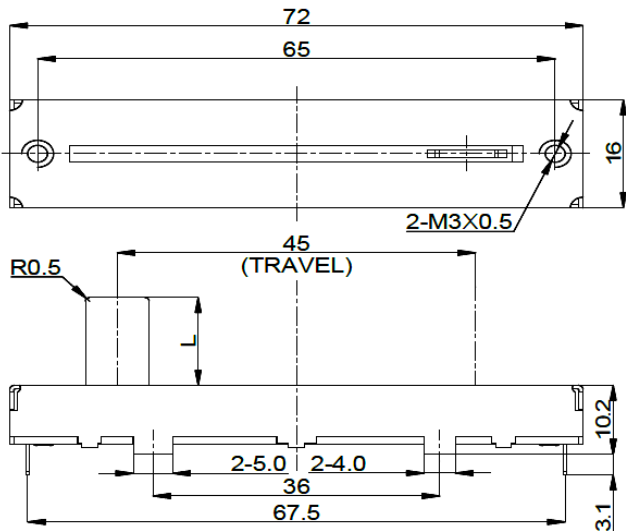


Slide Potentiometer

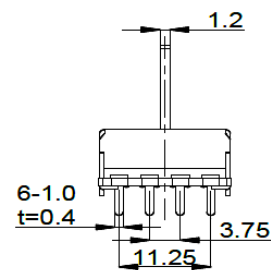
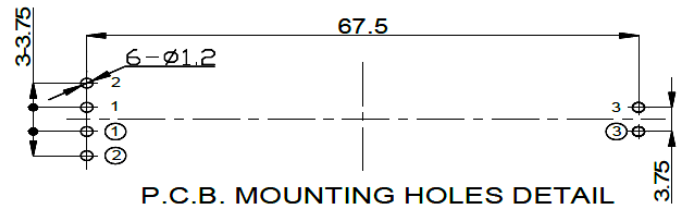
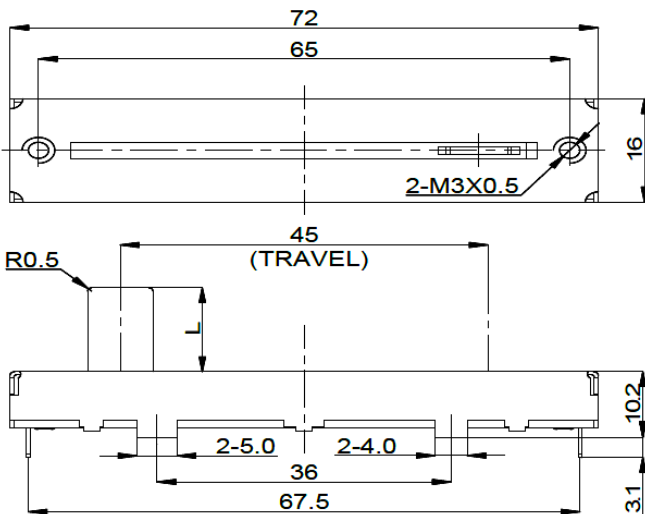
PSL2



45mm Travel—Single Track



45mm Travel—Dual Track



General Note

TT Electronics reserves the right to make changes in product specification without notice or liability. All information is subject to TT Electronics' own data and is considered accurate at time of going to print.

© TT electronics plc

TT Electronics | BI Technologies
 Circulo de la Amistad #102 PIMSA IV Mexicali B.C. Mexico C.P 21210
 Ph: + 1 (714) 447-2345
www.ttelectronics.com/bi-technologies

Rev - 06/2019 Page 5

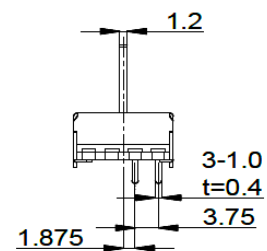
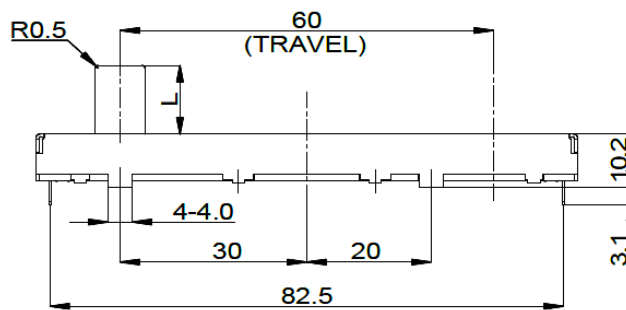
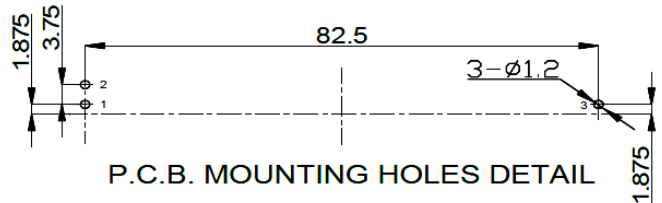
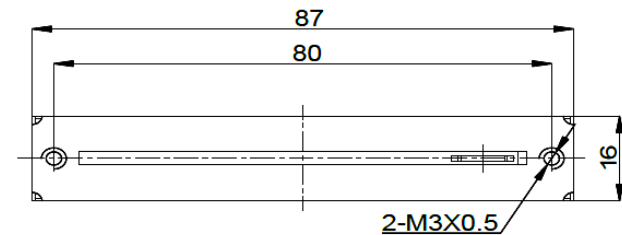
Document #: _____

Slide Potentiometer

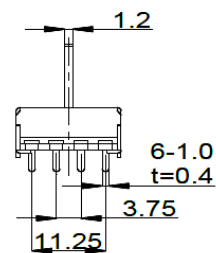
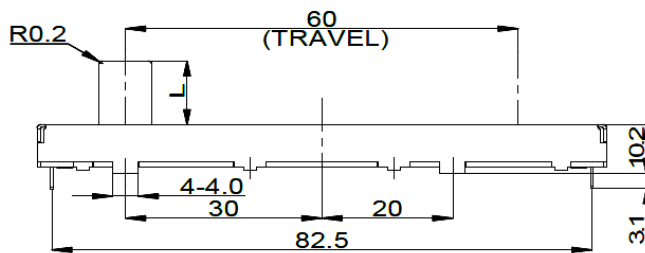
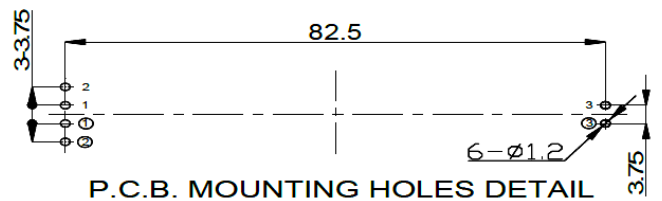
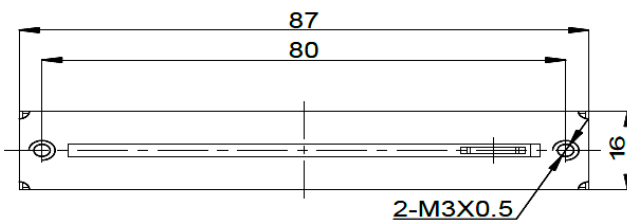
PSL2



60mm Travel—Single Track



60mm Travel—Dual Track



General Note

TT Electronics reserves the right to make changes in product specification without notice or liability. All information is subject to TT Electronics' own data and is considered accurate at time of going to print.

© TT electronics plc

TT Electronics | BI Technologies
 Circulo de la Amistad #102 PIMSA IV Mexicali B.C. Mexico C.P 21210
 Ph: + 1 (714) 447-2345
www.ttelectronics.com/bi-technologies

Rev - 06/2019 Page 6

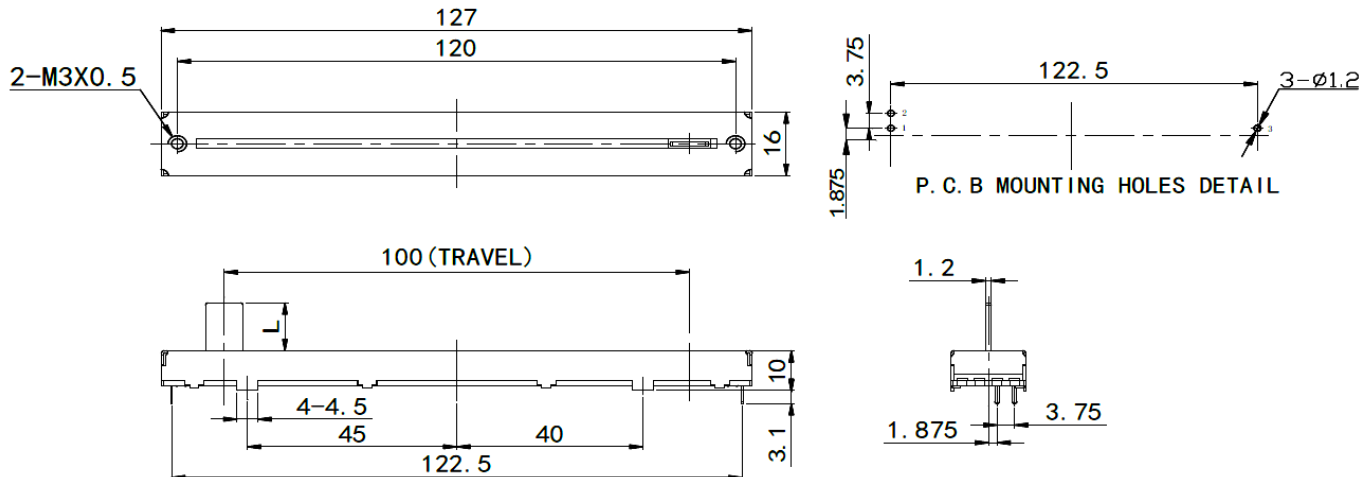
Document #: _____

Slide Potentiometer

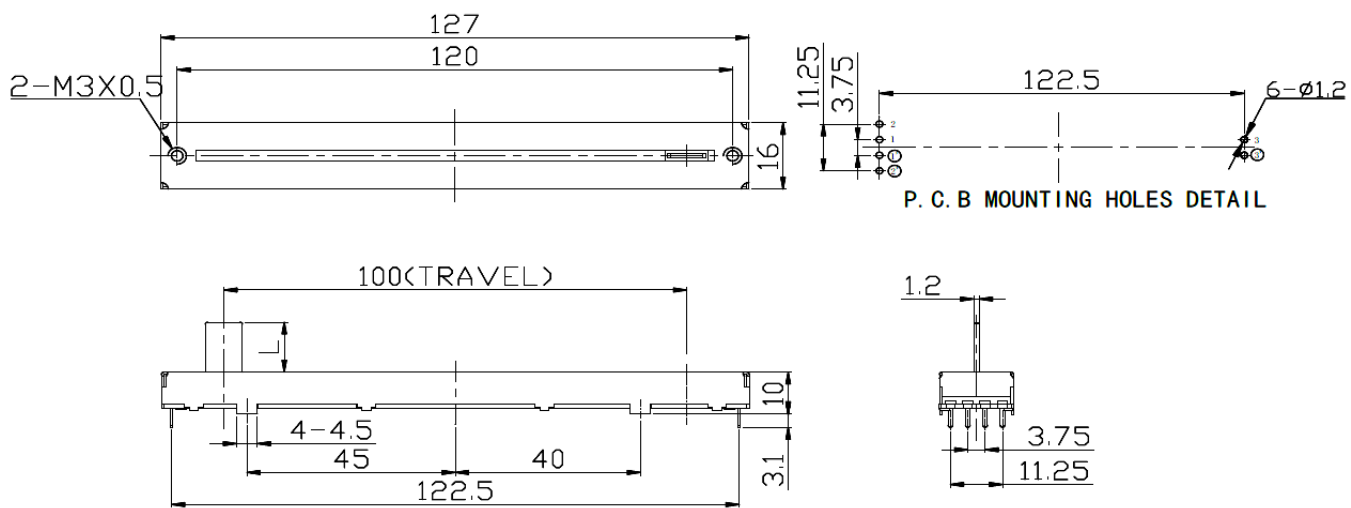
PSL2



100mm Travel—Single Track



100mm Travel—Dual Track



General Note
 TT Electronics reserves the right to make changes in product specification without notice or liability. All information is subject to TT Electronics' own data and is considered accurate at time of going to print.

© TT electronics plc

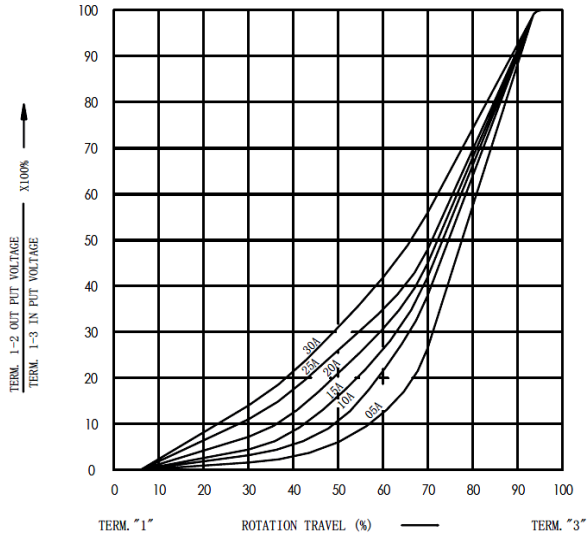
TT Electronics | BI Technologies
 Circulo de la Amistad #102 PIMSA IV Mexicali B.C. Mexico C.P 21210
 Ph: + 1 (714) 447-2345
www.ttelectronics.com/bi-technologies

Rev - 06/2019 Page 7

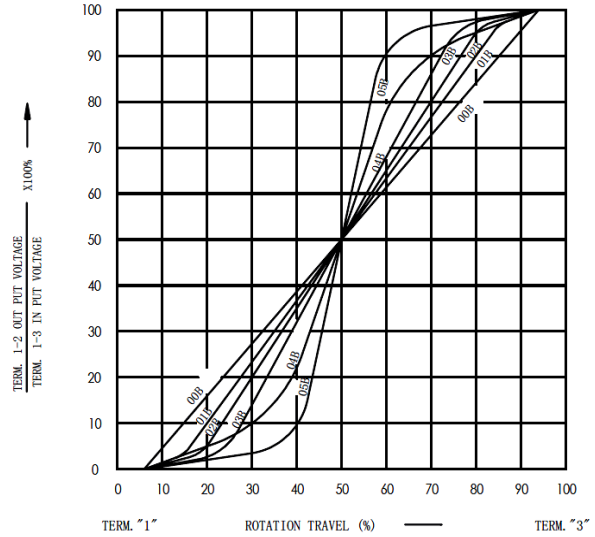
Document #: _____

Standard Tapers

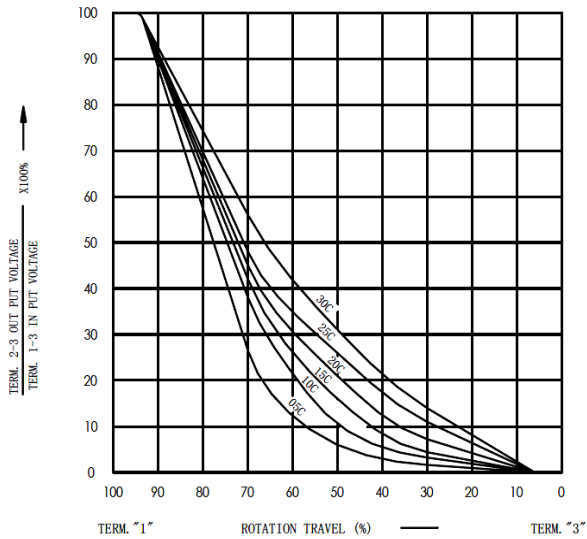
TAPERS (A) SERIES



TAPERS (B) SERIES



TAPERS (C) SERIES



Resistance Taper Table (Code)		
Taper "A"	Taper "B"	Taper "C"
05A	00B	05C
10A	01B	10C
15A	02B	15C
20A	03B	20C
25A	04B	25C
30A	05B	30C

Packaging

Standard Packaging	N/A
Included Hardware	None

General Note
 TT Electronics reserves the right to make changes in product specification without notice or liability. All information is subject to TT Electronics' own data and is considered accurate at time of going to print.

TT Electronics | BI Technologies
 Circulo de la Amistad #102 PIMSA IV Mexicali B.C. Mexico C.P 21210
 Ph: + 1 (714) 447-2345
www.ttelectronics.com/bi-technologies