



HOT WATER METERS FOR TOTALIZATION AND RATE INDICATION WITH PULSE OUTPUT

FTB8000HW Series



FTB8015HW-PR

All models shown smaller than actual size.



FTB8015HW-PR

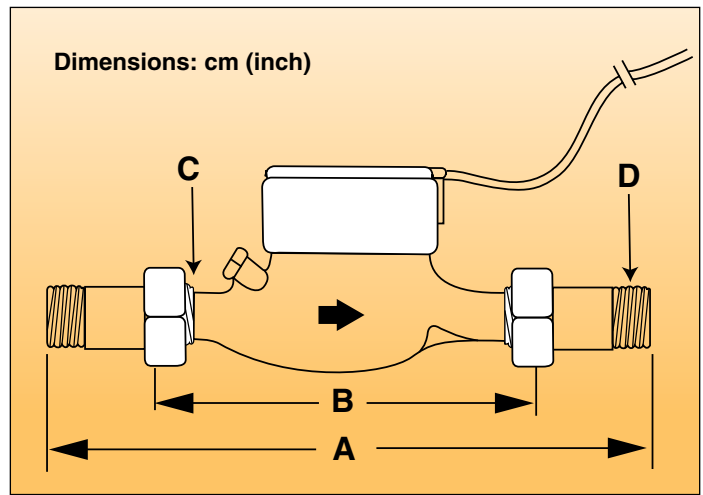
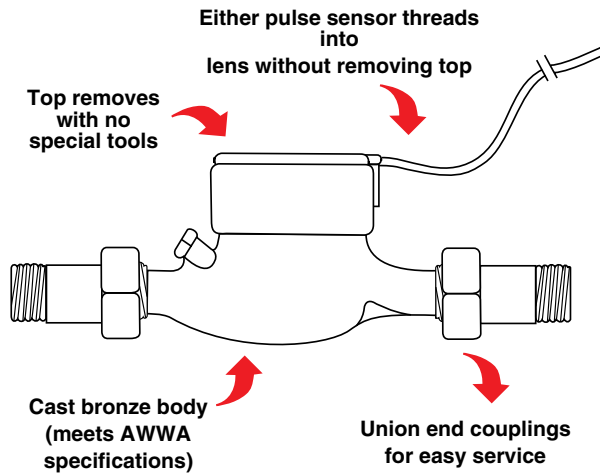
FTB8007HW-PR

- ✓ Flow Rates from 0.22 to 132 GPM
- ✓ 150 psi Maximum Operating Pressure
- ✓ 90°C (194°F) Maximum Operating Temperature
- ✓ Field-Adjustable Pulse Output (Optional)

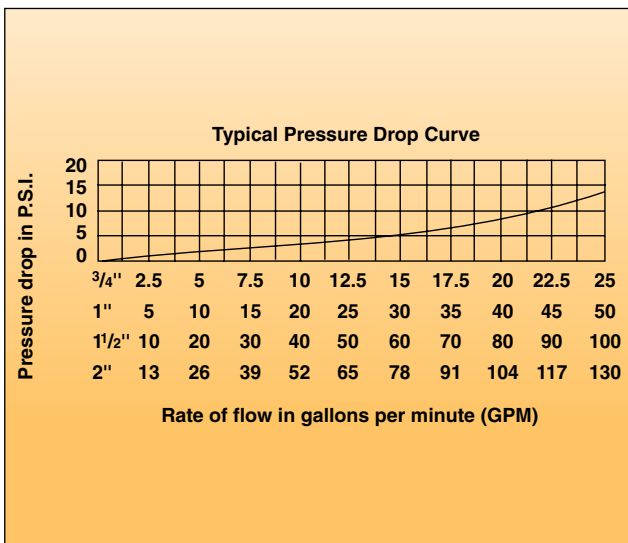
The FTB8000HW Series meters use the multi-jet principle, which has been an internationally accepted standard for many years. This type of meter is known for its wide range, simplicity, and accuracy in low-quality water. The impeller is centered in a ring of jets, with inlet jets on one level and outlet jets on another. A gear train drives the register totalizer dials. For pulse output, one of the dials is replaced by a gear, which turns a magnet that is detected by an encapsulated sensor threaded into the outside of the lens. Pulse rate is determined by the gear and the dial on which the gear is placed. Changing the

pulse rate requires no special tools and can be done in the field.

Mechanically, all FTB8000HW meters are the same. The difference between the -PR, -PT, and standard models is in the sensor. -PR model meters use a solid state, long-lasting Hall-effect sensor, which requires power. -PT model meters use a 2-wire reed switch. They provide a dry-contact closure and do not require power. Basic FTB8000HW meters totalize only and do not have an output. Never install water meters above or over areas where leakage would cause damage.



NPT Size	3/4	1	1 1/2	2
A (Body)	19 (7 1/2)	26 (10 1/4)	30 (11 3/4)	30 (11 3/4)
B (w/Couplings)	32 (12 5/8)	40 (15 5/8)	45 (17 5/8)	45 (17 5/8)
C (IPS Thread)	1	1 1/4	2	2 1/2
D (NPT Thread)	3/4	1	1 1/2	2



NPT Size	3/4	1	1 1/2	2
	20*	—	—	—
Pulses per	10	—	—	—
Gallon	2*	2*	2*	2*
	1	1	1	1
	1	1	1	1
	5*	5*	5*	5*
Gallons per	10	10	10	10
Pulse	50*	50*	50*	50*
	100	100	100	100

* These pulse rates are only available on units with the "-PT" option.

SPECIFICATIONS

Materials:

Body: Cast bronze

Internals: Engineered thermoplastic

Magnet: Permanent ceramic

Maximum Temperature: 90°C (194°F)

Maximum Operating Pressure:

150 psi

Accuracy: 1.5% of reading

Sensor:

-PR: Hall-effect device

-PT: Reed switch

Maximum Current: 20 mA

Maximum Voltage:

-PR: 24 Vdc

-PT: 24 Vdc or Vac

Sensor Power (-PR):

Minimum 6 mA at 12 Vdc

Cable Length: 3.7 m (12') standard,

610 m (2000') maximum

Flow Rates (GPM):

NPT Size	3/4	1	1 1/2	2
Minimum	0.22	0.44	0.88	1.98
Maximum	22	52	88	132

To Order

Model No.	NPT Size	Flow Range (GPM)	Pulses per Gallon (Default Setting)
FTB8007HW	3/4	0.22 to 22	None, total only
FTB8010HW	1	0.44 to 52	None, total only
FTB8015HW	1 1/2	0.88 to 88	None, total only
FTB8020HW	2	1.98 to 132	None, total only
FTB8007HW-PT	3/4	0.22 to 22	20
FTB8010HW-PT	1	0.44 to 52	1
FTB8015HW-PT	1 1/2	0.88 to 88	1
FTB8020HW-PT	2	1.98 to 132	1
FTB8007HW-PR	3/4	0.22 to 22	1
FTB8010HW-PR	1	0.44 to 52	1
FTB8015HW-PR	1 1/2	0.88 to 88	1
FTB8020HW-PR	2	1.98 to 132	1

Comes complete with MNPT couplings, 3.7 m (12') cable and operator's manual.

Ordering Examples: FTB8015HW-PR, 88 GPM max flow rate water meter with adjustable pulse output set to 1 pulse per gallon with hall effect sensor.

FTB8010HW-PR, 52 GPM max with adjustable pulse output set to 1 pulse per gallon with hall effect sensor.