

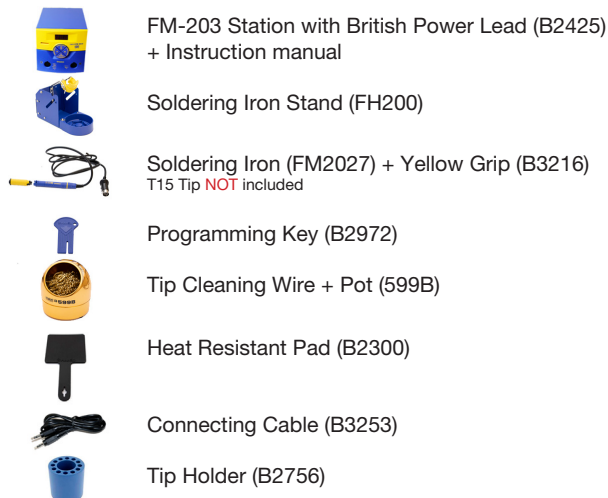


**H K Wentworth Group**  
Distributed and Supported in  
the UK



hakko.com - [hakko.co.uk](http://hakko.co.uk)

## Packing List



## FM-203



## Specifications:

Model No.	FM-203
Power consumption	140W
Temperature range	FM-2026/2027: 200 to 450°C FM-2022/2023: 200 to 400°C FM-2024: 350 to 450°C FM-2032: 200 to 450°C
Temperature stability	±5°C at idle temperature

FM-203 Soldering Station

Output voltage	AC 24V
Dimensions	120(W)×120(H)×190(D)mm
Weight	2.7kg

FM2028 Soldering Iron

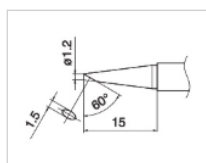
Power consumption	70W (24V)
Tip to ground resistance	<2Ω
Tip to ground potential	<2mV
Heating element	Composite heater
Cord length	1.2m
Total length	188mm (with 2.4D tip)
Weight	30g (with 2.4D tip)

\* Total length and weight (w/o cord)

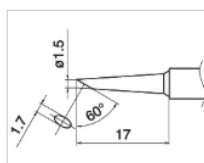
## Tips:

The FM2027 supplied with the FM-203 soldering and rework station requires the T15 Series Tips which are available in a variety of shapes and sizes to purchase separately. Note: A tip is NOT included with this soldering station.

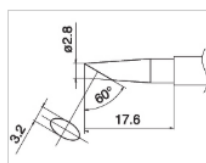
### Shape B / C



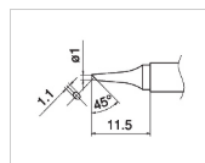
T15-BC12 Shape-1.2BC



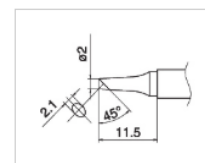
T15-BC15 Shape-1.5BC



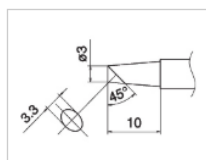
T15-BC28 Shape-2.8BC



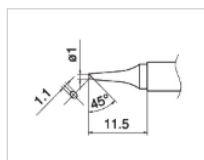
T15-BC1 Shape-1BC



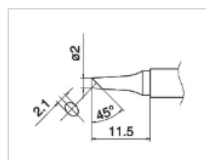
T15-BC2 Shape-2BC



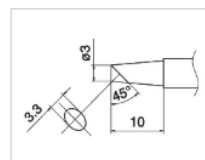
T15-BC3 Shape-3BC



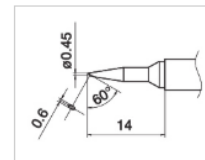
T15-BCF1 Shape-1BC  
Tinned cut surface only



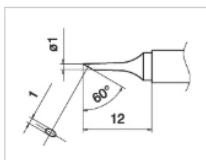
T15-BCF2 Shape-2BC  
Tinned cut surface only



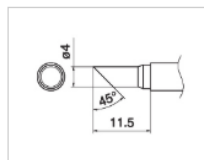
T15-BCF3 Shape-3BC  
Tinned cut surface only



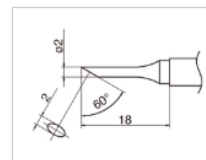
T15-SBC04 Shape-0.4SBC  
Narrow-pitch Soldering Type  
(Shape S)



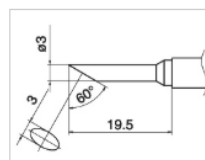
T15-C1 Shape-1C



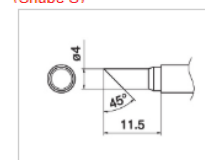
T15-C4 Shape-4C



T15-CF2 Shape-2C



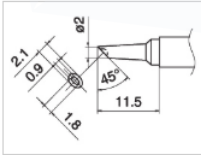
T15-CF3 Shape-3C



T15-CF4 Shape-4C  
Tinned cut surface only

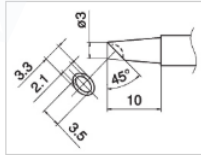
## Tips (Continued):

### Shape BCM / CM



T15-BCM2 Shape-2BC Bevel  
with indent

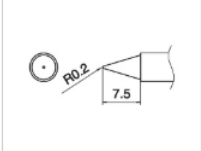
Special Applications Type



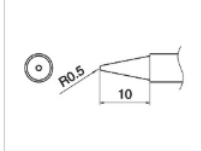
T15-BCM3 Shape-3BC Bevel  
with indent

Special Applications Type

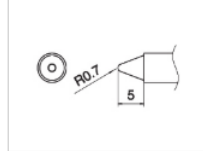
### Shape B



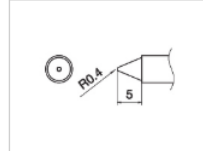
T15-B Shape-B



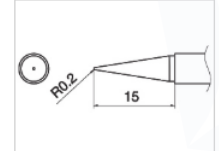
T15-B2 Shape-0.5B



T15-B3 Shape-0.7B

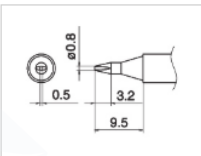


T15-B4 Shape-0.4B

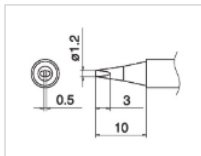


T15-BLL Shape-BL Long

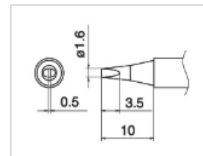
### Shape D



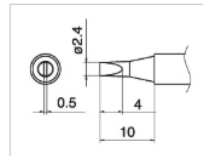
T15-D08 Shape-0.8D



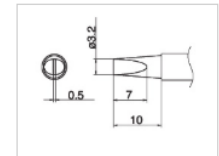
T15-D12 Shape-1.2D



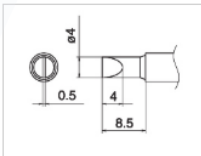
T15-D16 Shape-1.6D



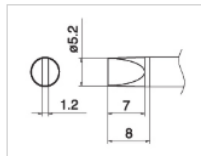
T15-D24 Shape-2.4D



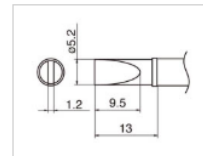
T15-DL32 Shape-3.2D Long  
Just joined as standard tip.



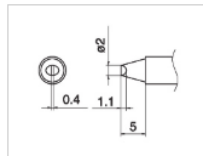
T15-D4 Shape-4D



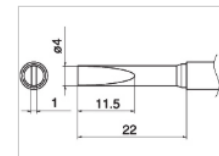
T15-D52 Shape-5.2D



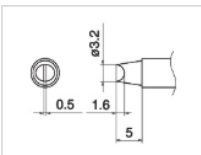
T15-DL52 Shape-5.2D Long



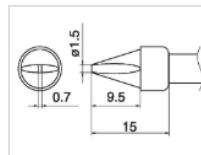
T15-D2 Shape-2D



T15-DL4 Shape-4D Long

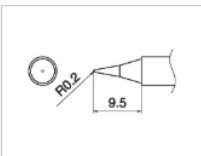


T15-D32 Shape-3.2D

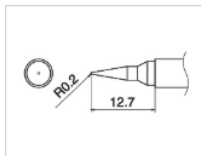


T15-XD15 Shape-1.5XD

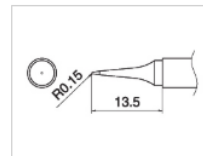
### Shape I



T15-I Shape-I

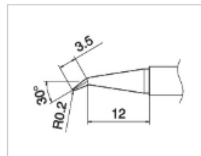


T15-IL Shape-IL

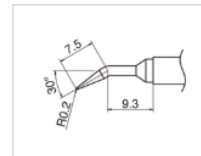


T15-ILS Shape-ILS

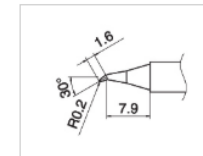
### Shape J



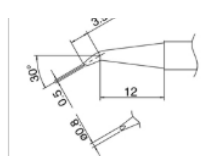
T15-J02 Shape-0.2J (Shape-0.2RSB)



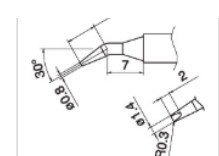
T15-JL02 Shape-0.2JL  
(Shape-0.2RLB)



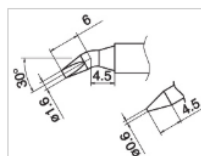
T15-JS02 Shape-0.2JS  
(Shape-0.2RSSB)



T15-JD08 Shape-0.8JD



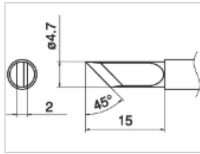
T15-JD14 Shape-1.4JD



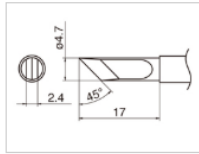
T15-JD16 Shape-1.6JD

## Tips (Continued):

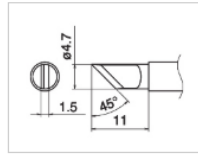
### Shape K



T15-K Shape-K

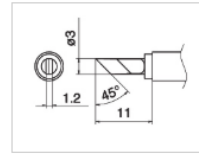


T15-KF Shape-KF



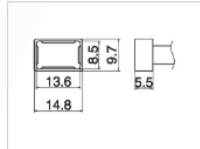
T15-KL Shape-KL

For drag soldering for left-handed.

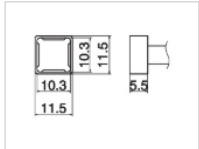


T15-KU Shape-KU

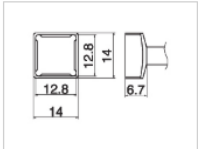
### SMD Type : Shape Quad



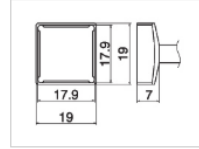
T15-1201 Quad

SMD Type  
Size 13.6 x 8.5

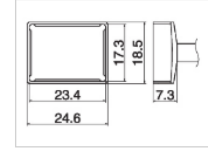
T15-1202 Quad

SMD Type  
Size 10.3 x 10.3

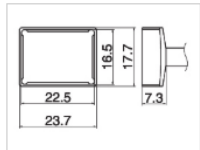
T15-1203 Quad

SMD Type  
Size 12.8 x 12.8

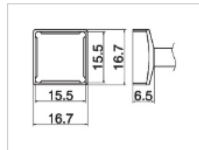
T15-1204 Quad

SMD Type  
Size 17.9 x 17.9

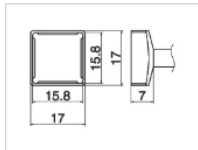
T15-1205 Quad

SMD Type  
Size 23.4 x 17.3

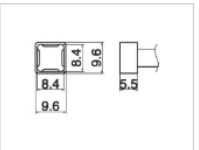
T15-1206 Quad

SMD Type  
Size 22.5 x 16.5

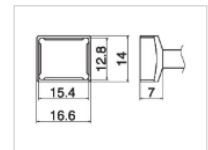
T15-1207 Quad

SMD Type  
Size 15.5 x 15.5

T15-1208 Quad

SMD Type  
Size 15.8 x 15.8

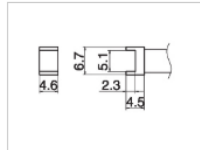
T15-1209 Quad

SMD Type  
Size 8.4 x 8.4

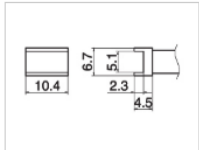
T15-1210 Quad

SMD Type  
Size 15.4 x 12.8

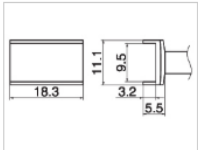
### SMD Type : Shape Tunnel



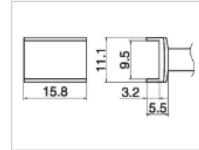
T15-1001 Tunnel

SMD Type  
Size 5.1 x 4.6

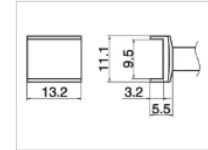
T15-1002 Tunnel

SMD Type  
Size 5.1 x 10.4

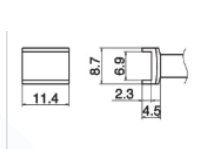
T15-1003 Tunnel

SMD Type  
Size 9.5 x 18.3

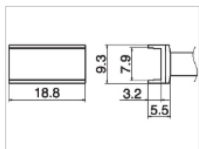
T15-1004 Tunnel

SMD Type  
Size 9.5 x 15.8

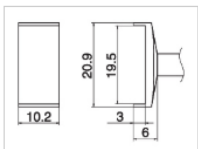
T15-1005 Tunnel

SMD Type  
Size 9.5 x 13.2

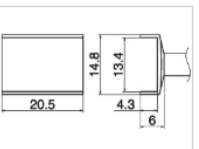
T15-1006 Tunnel

SMD Type  
Size 6.9 x 11.4

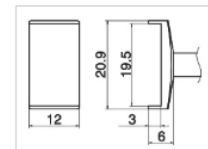
T15-1007 Tunnel

SMD Type  
Size 7.9 x 18.8

T15-1008 Tunnel

SMD Type  
Size 19.5 x 10.2

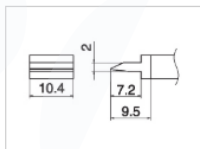
T15-1009 Tunnel

SMD Type  
Size 13.4 x 20.5

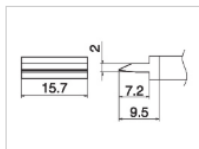
T15-1010 Tunnel

SMD Type  
Size 19.5 x 12

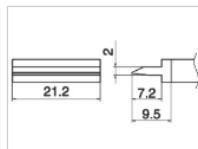
### SMD Type : Shape Spatula



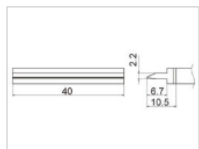
T15-1401 Spatula

SMD Type  
Size 10.4

T15-1402 Spatula

SMD Type  
Size 15.7

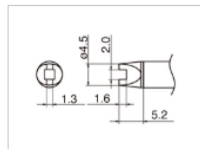
T15-1403 Spatula

SMD Type  
Size 21.2

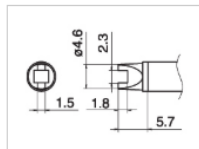
T15-1406 Spatula

SMD Type  
Size 40

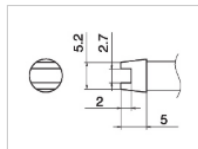
### Shape R



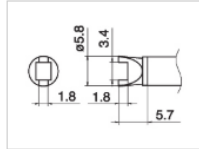
T15-R20 Shape-2.0R



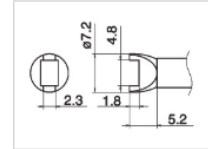
T15-R23 Shape-2.3R



T15-R27 Shape-2.7R



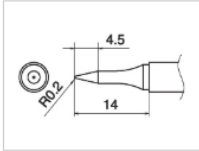
T15-R34 Shape-3.4R



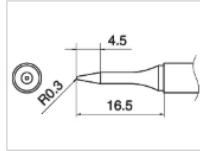
T15-R48 Shape-4.8R

## Tips (Continued):

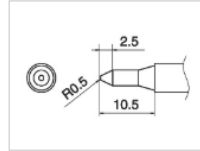
### Shape SB



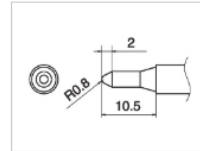
T15-SB02 Shape-0.2SB  
Narrow-pitch Soldering Type  
(Shape S)



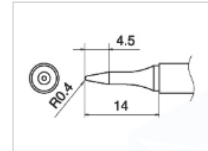
T15-SB03 Shape-0.3SB  
Narrow-pitch Soldering Type  
(Shape S)



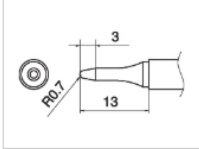
T15-SB05 Shape-0.5SB  
Narrow-pitch Soldering Type  
(Shape S)



T15-SB08 Shape-0.8SB  
Narrow-pitch Soldering Type  
(Shape S)

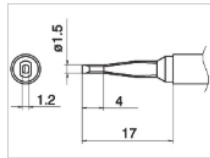


T15-SBS04 Shape-0.4SBS  
Narrow-pitch Soldering Type  
(Shape S)

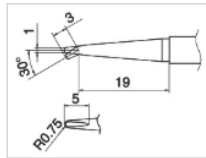


T15-SBS07 Shape-0.7SBS  
Narrow-pitch Soldering Type  
(Shape S)

### Special Applications Type



T15-1603 Shape-Long reach  
chisel  
Special Applications Type



T15-1605 Shape-Long reach  
bent chisel  
Special Applications Type

## Recommended Extras:

Available to purchase separately



FM2024  
Desoldering  
Conversion Kit\*

\*Requires N3 Series Nozzles



FM2022  
SMD Rework  
Conversion Kit\*

\*Requires T16 Series Tips



FM2023  
Mini SMD Rework  
Conversion Kit



FM2030  
Heavy Duty Soldering  
Iron Conversion Kit\*

\*Requires T22 Series Tips



FM2032  
Micro-Soldering Iron  
Conversion Kit\*

\*Requires T30 Series Tips



Colour Coded Grips  
B3216 Yellow  
B3217 Orange  
B3218 Blue  
B3219 Green



FG100B  
Tip Thermometer



FA-400 Desk Top  
Fume Extractor



FT-710 Solder Tip  
Polisher



Solder Wire Holder  
611-1 (Single)  
611-2 (Double)

## Simultaneous Use:



Simultaneous use	Channel D	Channel S
Yes	 <a href="#">HAKKO FM-2027</a> Soldering iron	
No Either one of handpieces operates	 <a href="#">HAKKO FM-2022</a> Rework tool (direct heat-type)	
No Either one of handpieces operates	 <a href="#">HAKKO FM-2023</a> Rework tool (direct heat-type)	 <a href="#">HAKKO FM-2027</a> Soldering iron
No Either one of handpieces operates	 <a href="#">HAKKO FM-2030</a> Heavy duty soldering iron	 <a href="#">HAKKO FM-2024(*1)</a> Desoldering tool
No Either one of handpieces operates	 <a href="#">HAKKO FM-2031</a> N2 heavy duty soldering iron	 <a href="#">HAKKO FM-2026(*2)</a> N2 soldering iron
Yes	 <a href="#">HAKKO FM-2024(*1)</a> Desoldering tool	 <a href="#">HAKKO FM-2032</a> Micro soldering iron
Yes	 <a href="#">HAKKO FM-2026(*2)</a> N2 soldering iron	
Yes	 <a href="#">HAKKO FM-2032</a> Micro soldering iron	

\*1 For HAKKO FM-2024, each handpiece needs a desoldering control box and compressor.

\*2 For HAKKO FM-2026, each handpiece needs an N<sup>2</sup> generator (HAKKO FX-780), flowmeter (HAKKO FX-791), compressor, regulator, etc. For further details, refer to the combination examples.



**H K Wentworth Group**  
Distributed and Supported in  
the UK