

318-7871

WEG empty housing

Width 20 mm
 finely stranded single core V A

Width 16.5 mm
 finely stranded single core V A

DIN VDE 0611 Part 1 (11.77)
 EN 60 947-7-1: 1991/DIN VDE 0611 T1/08 92

UL-Data
 CSA-Data

0.14 - 4 mm² 0.14 - 6 mm²
 No. 22-10 AWG No. 20-10 AWG

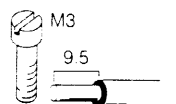
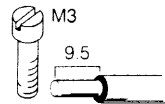


0.14 - 4 mm² 0.14 - 6 mm²
 No. 22-10 AWG No. 20-10 AWG

Width mm Stripping length

20 mm 9.5 mm

16.5 mm 9.5 mm

Nominal conductor size:
 4 mm²
 Connection range:
 0.14 - 6 mm² single core/
 0.14 - 4 mm² finely stranded



Empty housing, complete with U-foot, without PCB

Type Part No. Box Qty
 57.801.0053.0 10

Type Part No. Box Qty
 57.801.5053.0 10

With the larger widths it is possible to use 2 U-feet. From 8 terminals upwards, the terminals on the upper tier are fitted with soldering lugs.

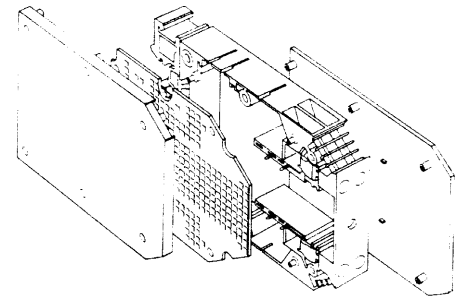
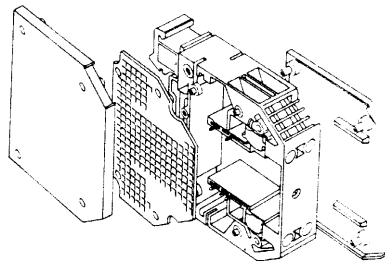
Variety of installation housings suitable for universal applications for the enclosure of PCBs fitted with complete sets of components.

Electronic modules are protected and housed in a very narrow space. They can be fitted using the connection system that you request.

The combination of a field-tested Wieland connection system and a high quality compact housing guarantees the safety required in all fields of application. Even under extreme conditions, the equipment has a long service life, technical perfection, reliability and involves low costs.

The empty housings come pre-assembled with connection terminals supplied U-foot, and without PCB.

(See parts catalogue 5, for designs fitted with components)



Accessories

Mounting rail 35, Din rail 7.5 high	L = 2 m	35 x 27 x 7.5 EN 50022	98.300.0000.0	1	35 x 27 x 7.5 EN 50022	98.300.0000.0	1
Mounting rail 35, Din rail 15 high	L = 2 m	35 x 24 x 15 EN 50022	98.360.0000.0	1	35 x 24 x 15 EN 50022	98.360.0000.0	1
Mounting rail 32, G-rail	L = 2 m	9006 EN 50035 G-32	98.190.0000.0	1	9006 EN 50035 G-32	98.190.0000.0	1
PCB, see drawing for dimensions			Z8.000.0123.0	10		Z8.000.0123.0	10
End clamp polyamide, 8 mm wide TS 35		9708/2 S 35	Z5.522.8553.0	50	9708/2 S 35	Z5.522.8553.0	50
End clamp polyamide, 10 mm wide U-Foot		WE 1/U	Z5.523.5753.0	10	WE 1/U	Z5.523.5753.0	10
Marking tag unmarked		9705 A	04.242.0850.0	500	9705 A	04.242.0850.0	500
Marking tag marked		9705 AB	04.842.0850.0	500	9705 AB	04.842.0850.0	500

For other marking systems, see page 4/108

318-7860

Width 22.5 mm

Width 28.5 mm

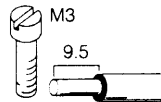
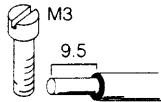


WEG empty housings

finely stranded single core V A

finely stranded single core V A

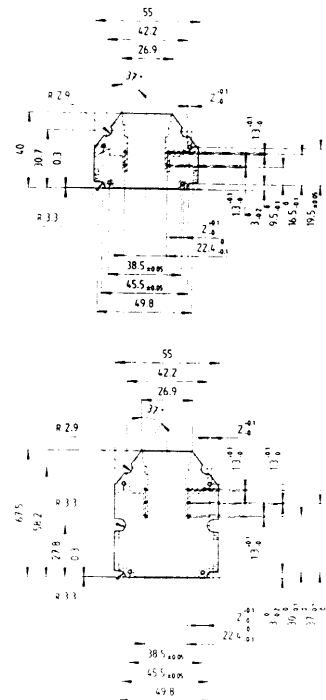
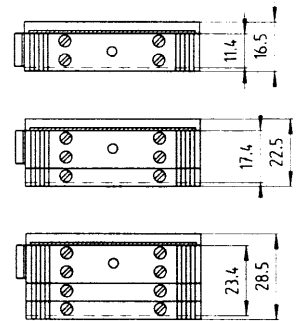
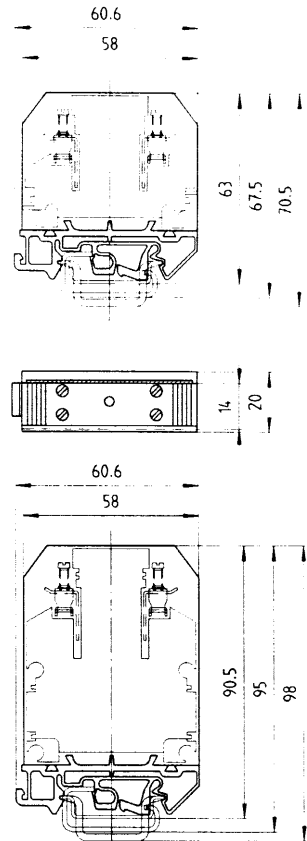
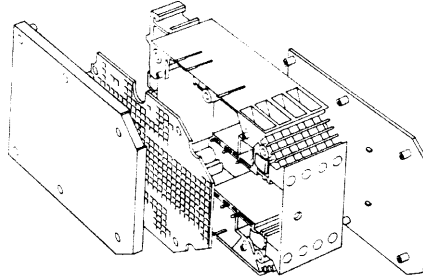
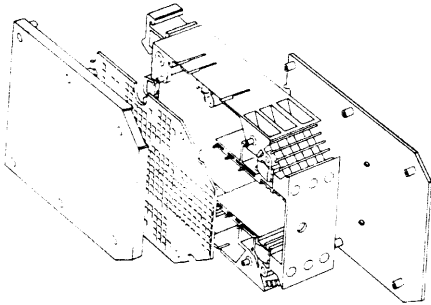
0.14 - 4 mm² 0.14 - 6 mm²
No. 22-10 AWG
No. 20-10 AWG

0.14 - 4 mm² 0.14 - 6 mm²
No. 22-10 AWG
No. 20-10 AWG



Type Part No. Box Qty
57.801.5153.0 10

Type Part No. Box Qty
57.801.5253.0 10



35 x 27 x 7.5 EN 50022	98.300.0000.0	1
35 x 24 x 15 EN 50022	98.360.0000.0	1
9006 EN 50035 G-32	98.190.0000.0	1
	Z8.000.0123.0	10
9708/2 S 35	Z5.522.8553.0	50
WE 1/U	Z5.523.5753.0	10
9705 A	04.242.0850.0	500
9705 AB	04.842.0850.0	500

35 x 27 x 7.5 EN 50022	98.300.0000.0	1
35 x 24 x 15 EN 50022	98.360.0000.0	1
9006 EN 50035 G-32	98.190.0000.0	1
	Z8.000.0123.0	10
9708/2 S 35	Z5.522.8553.0	50
WE 1/U	Z5.523.5753.0	10
9705 A	04.242.0850.0	500
9705 AB	04.842.0850.0	500

WEG